

US00D821852S

(12) **United States Design Patent**
Kaneko

(10) **Patent No.:** **US D821,852 S**
(45) **Date of Patent:** **** Jul. 3, 2018**

(54) **TRACK RAIL FOR A MOVEMENT GUIDE DEVICE**

(71) Applicant: **THK CO., LTD.**, Tokyo (JP)
(72) Inventor: **Akito Kaneko**, Tokyo (JP)
(73) Assignee: **THK CO., LTD.**, Tokyo (JP)
(**) Term: **15 Years**

(21) Appl. No.: **29/607,690**
(22) Filed: **Jun. 15, 2017**

(30) **Foreign Application Priority Data**

Dec. 20, 2016 (JP) 2016-027513

(51) **LOC (11) Cl.** **08-05**

(52) **U.S. Cl.**
USPC **D8/354**

(58) **Field of Classification Search**

USPC D08/354, 376, 16, 17, 19, 37, 47, 71, 89,
D08/101, 363, 373, 377, 390, 391, 404;
D06/512, 524, 528, 534, 672, 680.1,
D06/680.2, 705.7, 708.25; D25/38.1,
D25/119, 122, 123

CPC A47G 33/004; A47H 1/00; A47H 13/00;
A47H 15/00; B44C 1/18; B44C 5/02;
B44C 5/04; B44C 5/0415; E01B 11/00

See application file for complete search history.

(56) **References Cited**

U.S. PATENT DOCUMENTS

D244,652 S * 6/1977 Tegner D26/22
5,313,762 A * 5/1994 Guillemet B29C 47/0023
52/717.02
5,630,306 A * 5/1997 Wylie E06B 3/66314
29/897.3
D421,654 S * 3/2000 Michael D25/38.1
6,132,093 A * 10/2000 Michioka F16C 29/0607
384/45

(Continued)

OTHER PUBLICATIONS

Home / Brand / PMI / Ball Recirculating Series / MSC—Miniature Type / PMI MSC Series, posted Apr. 2016, [retrieved Mar. 12, 2018]. Retrieved from Internet, <URL: http://accu-techusa.com/site/wp-content/uploads/2016/04/General-Catalog_E_GW-MSD_MSD.pdf>.*

(Continued)

Primary Examiner — Barbara Fox

Assistant Examiner — Kristin E Reed

(74) *Attorney, Agent, or Firm* — Westerman, Hattori, Daniels & Adrian, LLP

(57) **CLAIM**


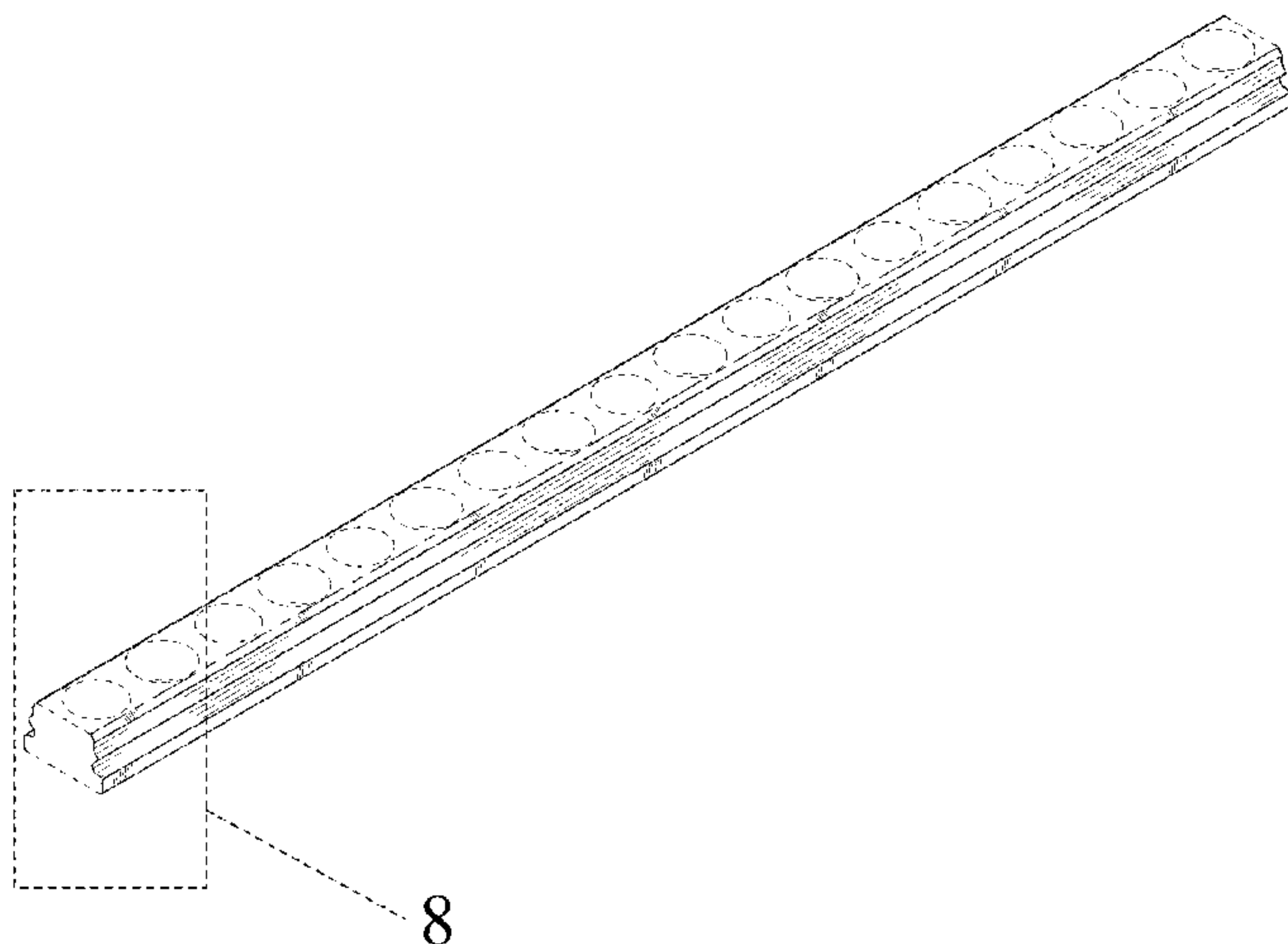
The ornamental design for a track rail for a movement guide device, as shown and described.

DESCRIPTION

FIG. 1 is a top isometric view of a track rail for a movement guide device showing my new design;
FIG. 2 is a bottom side isometric view thereof;
FIG. 3 is a front elevational view thereof;
FIG. 4 is a rear elevational view thereof;
FIG. 5 is a left side elevational view thereof, the right side elevational view being identical thereto;
FIG. 6 is a top plan view thereof;
FIG. 7 is a bottom plan view thereof;
FIG. 8 is an enlarged view of portion 8 of FIG. 1;
FIG. 9 is an enlarged view of portion 9 of FIG. 2;
FIG. 10 is an enlarged, left side elevational view thereof;
and,
FIG. 11 is an enlarged cross-sectional view taken along line 11-11 of FIG. 6.

The broken lines in the drawings depict portions of track rail for a movement guide device and form no part of the claimed design. The dot-dash broken lines in the drawings illustrate the bounds of the claim and form no part thereof.

1 Claim, 11 Drawing Sheets



(56)

References Cited

U.S. PATENT DOCUMENTS

6,338,573 B1 * 1/2002 Michioka F16C 19/362
104/106
D478,271 S * 8/2003 McCoy D12/223
D530,187 S * 10/2006 Esbaugh D8/354
D596,758 S * 7/2009 Constable D24/230
7,862,235 B2 * 1/2011 Yamaguchi F16C 29/0602
384/13
8,251,587 B2 * 8/2012 Michioka F16C 29/002
384/36
9,249,828 B2 * 2/2016 Horie F16C 29/065
9,410,574 B2 * 8/2016 Kuo F16C 29/0638
9,458,883 B2 * 10/2016 Kadono F16C 29/0609
D782,697 S * 3/2017 Bizzarri D25/121
9,863,470 B2 * 1/2018 Tomita F16C 29/0607
2008/0095479 A1 * 4/2008 Chen F16C 29/00
384/45

OTHER PUBLICATIONS

SHW Wide High Rigidity Series, posted unknown, [retrieved Mar. 12, 2018]. Retrieved from Internet, <URL: <http://www.dcauto-motion.co.za/thk/linear-motion-guides/caged-ball-lm-guides/shw-wide-high-rigidity-series> >.*

TBI 2 stücke TRH15 400mm Linearführungsschiene + 4 stücke TRH15VL linear block für CNC, posted unknown, [retrieved Mar. 12, 2018]. Retrieved from Internet, <URL: <https://m.de.aliexpress.com/item/32801090080.html> >.*

* cited by examiner

FIG. 1

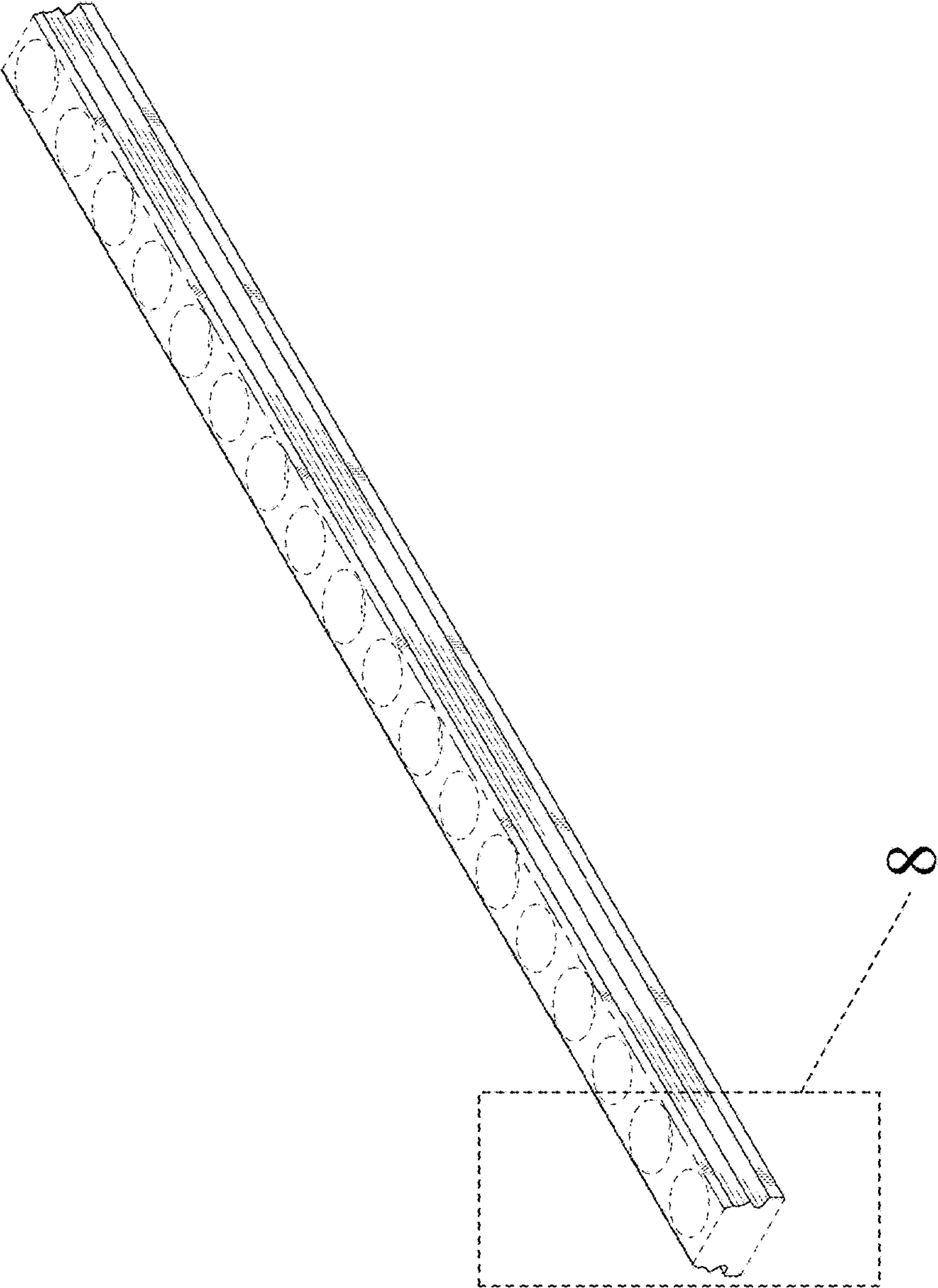


FIG. 2

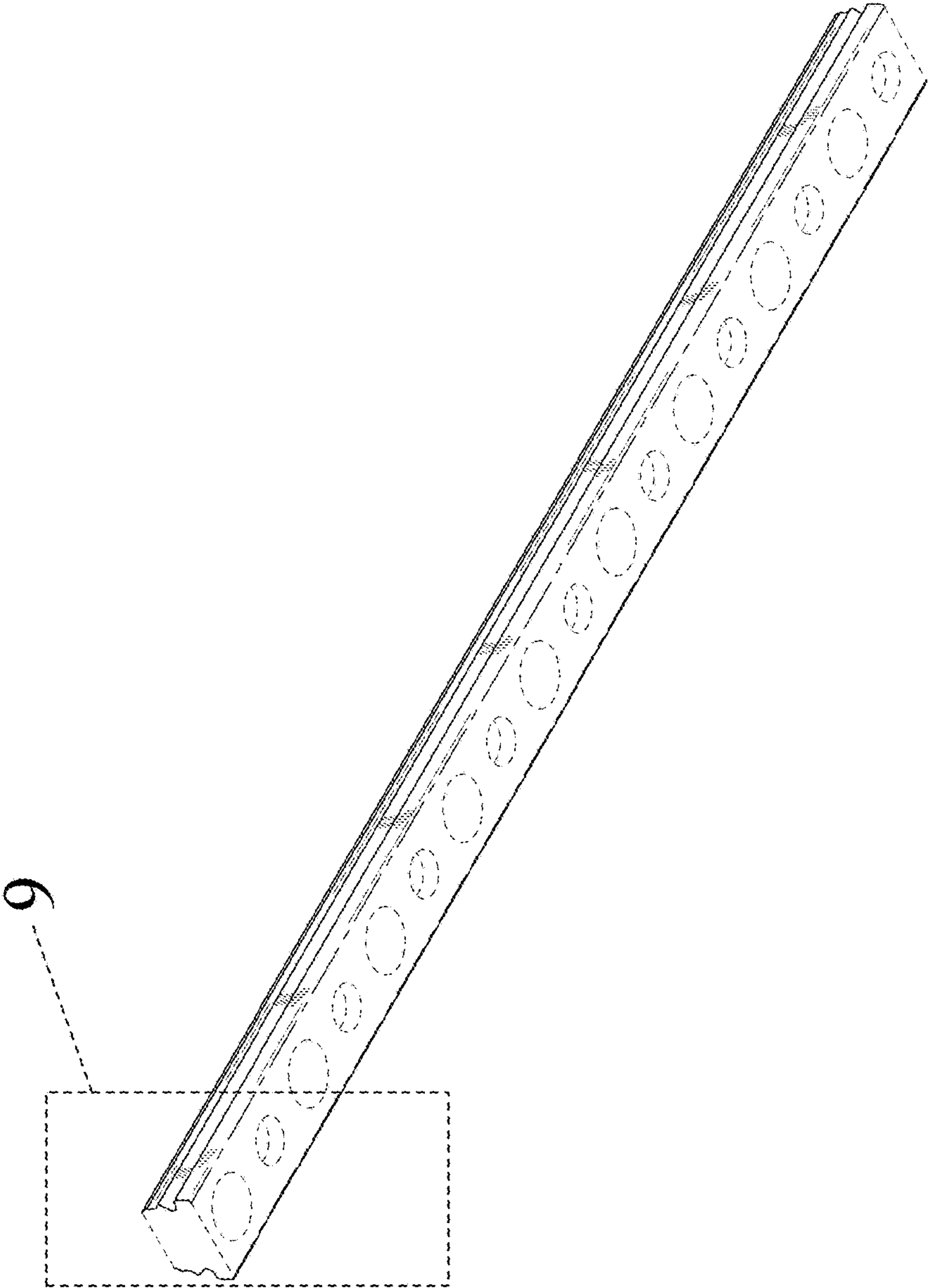


FIG. 3

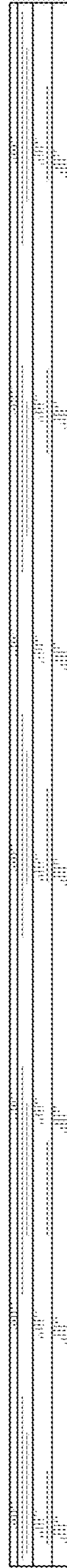


FIG. 4

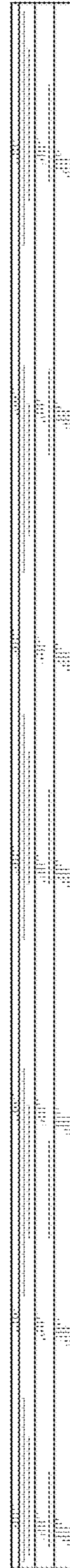


FIG. 5




FIG. 6

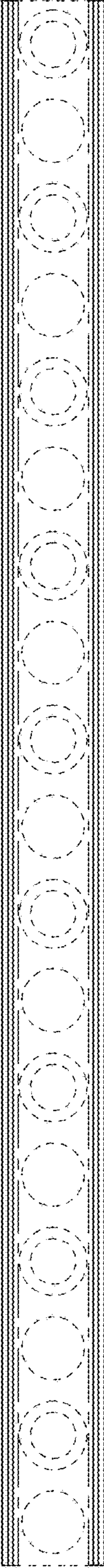


FIG. 7

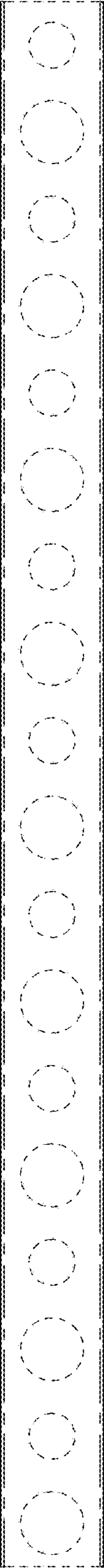


FIG. 8

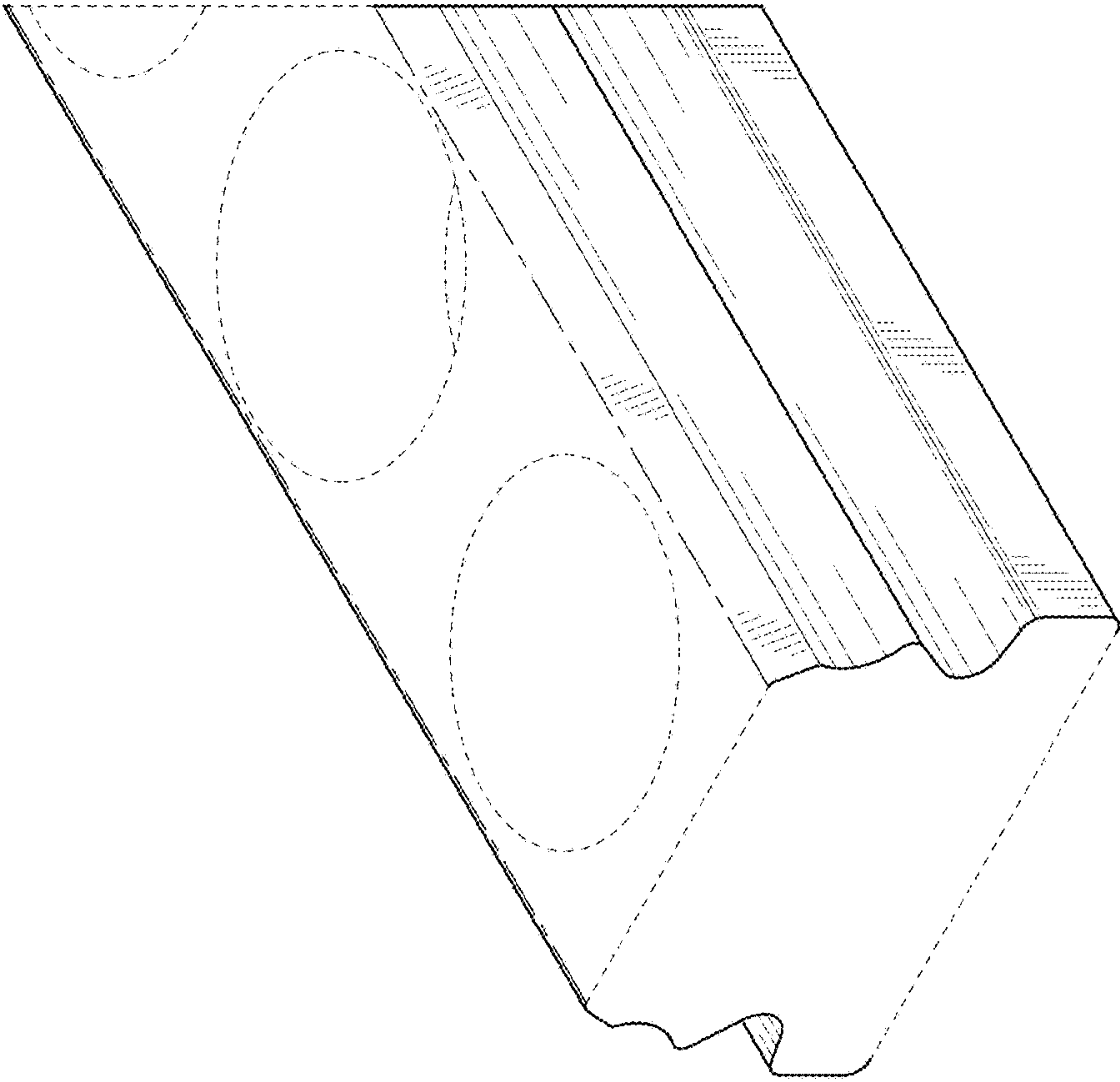


FIG. 9

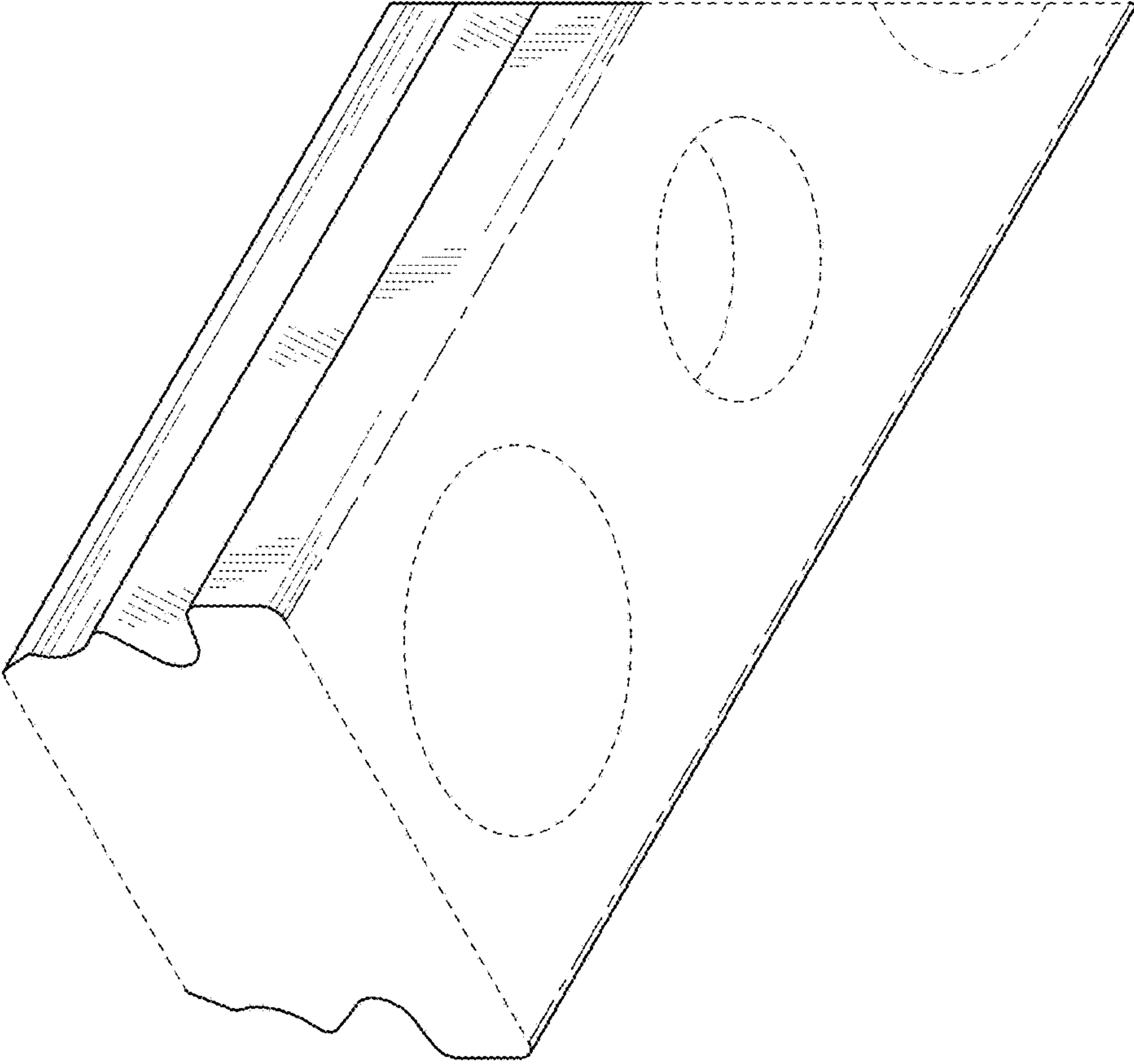


FIG. 10




FIG. 11

