



US00D821844S

(12) **United States Design Patent**  
**Walker**

(10) **Patent No.:** **US D821,844 S**  
(45) **Date of Patent:** **\*\* Jul. 3, 2018**

(54) **HANDLE**  
(71) Applicant: **Custom Molded Products, Inc.**,  
Newnan, GA (US)  
(72) Inventor: **Victor L. Walker**, Temecula, CA (US)  
(73) Assignee: **Custom Molded Products, Inc.**,  
Newnan, GA (US)  
(\*\*) Term: **14 Years**

D187,532 S \* 3/1960 Jakeway ..... D8/300  
D229,286 S \* 11/1973 Tyke et al. .... D8/300  
5,416,950 A \* 5/1995 Dornbush ..... A21B 3/132  
126/275 E  
D365,009 S \* 12/1995 Lenberg ..... D8/307  
5,694,972 A \* 12/1997 King ..... A01G 25/023  
137/318  
6,886,585 B1 \* 5/2005 King Jr. .... G05G 1/10  
137/236.1  
D521,845 S \* 5/2006 Stevens ..... D8/307  
D646,950 S \* 10/2011 Going ..... D8/307  
D718,113 S \* 11/2014 Di Nicola Ciaranca ..... D8/310  
2008/0078066 A1 \* 4/2008 Hua ..... B25G 3/26  
16/422

(21) Appl. No.: **29/507,321**

(22) Filed: **Oct. 27, 2014**

(51) **LOC (11) Cl.** ..... **08-06**

(52) **U.S. Cl.**  
USPC ..... **D8/300; D7/307**

(58) **Field of Classification Search**  
USPC ..... D8/107, 300-309, 321, 343, 346, 347;  
D23/250-254, 264; 16/110.1, 414, 417,  
16/430, 441, 426, 443, DIG. 21, DIG. 40;  
D21/694; D7/393, 394, 548  
CPC . Y10T 16/476; Y10T 16/466; Y10T 16/4713;  
Y10T 16/469; Y10T 16/44; Y10T  
74/20828; Y10T 279/17982; Y10T  
29/49826; Y10T 74/20732; Y10T  
74/20864; Y10T 16/4559; Y10T 408/96;  
Y10T 279/17957; Y10T 16/459; Y10T  
407/1825; Y10T 74/2078; Y10T  
74/20822; Y10T 29/53; Y10T 29/537;  
B25G 1/102; B25G 1/00; B25G 1/10;  
B25G 3/00; Y10S 16/12; Y10S 16/19;  
Y10S 16/906; Y10S 56/18; B26B 3/00;  
B26B 5/00; B26B 13/20; B26B 1/10

See application file for complete search history.

(56) **References Cited**

**U.S. PATENT DOCUMENTS**

D26,565 S \* 1/1897 Hart ..... D8/307  
D31,410 S \* 8/1899 Perkins ..... D8/311

\* cited by examiner

*Primary Examiner* — Derrick Holland

*Assistant Examiner* — Lauren Calve

(74) *Attorney, Agent, or Firm* — Laurence P. Colton;  
Smith Tempel Blaha LLC

(57) **CLAIM**

The ornamental design for a handle, as shown and described.

**DESCRIPTION**

FIG. 1 is a perspective view of a handle of the present design.

FIG. 2 is a top view of the handle of the present design.

FIG. 3 is a front view of the handle of the present design.

FIG. 4 is a back view of the handle of the present design.

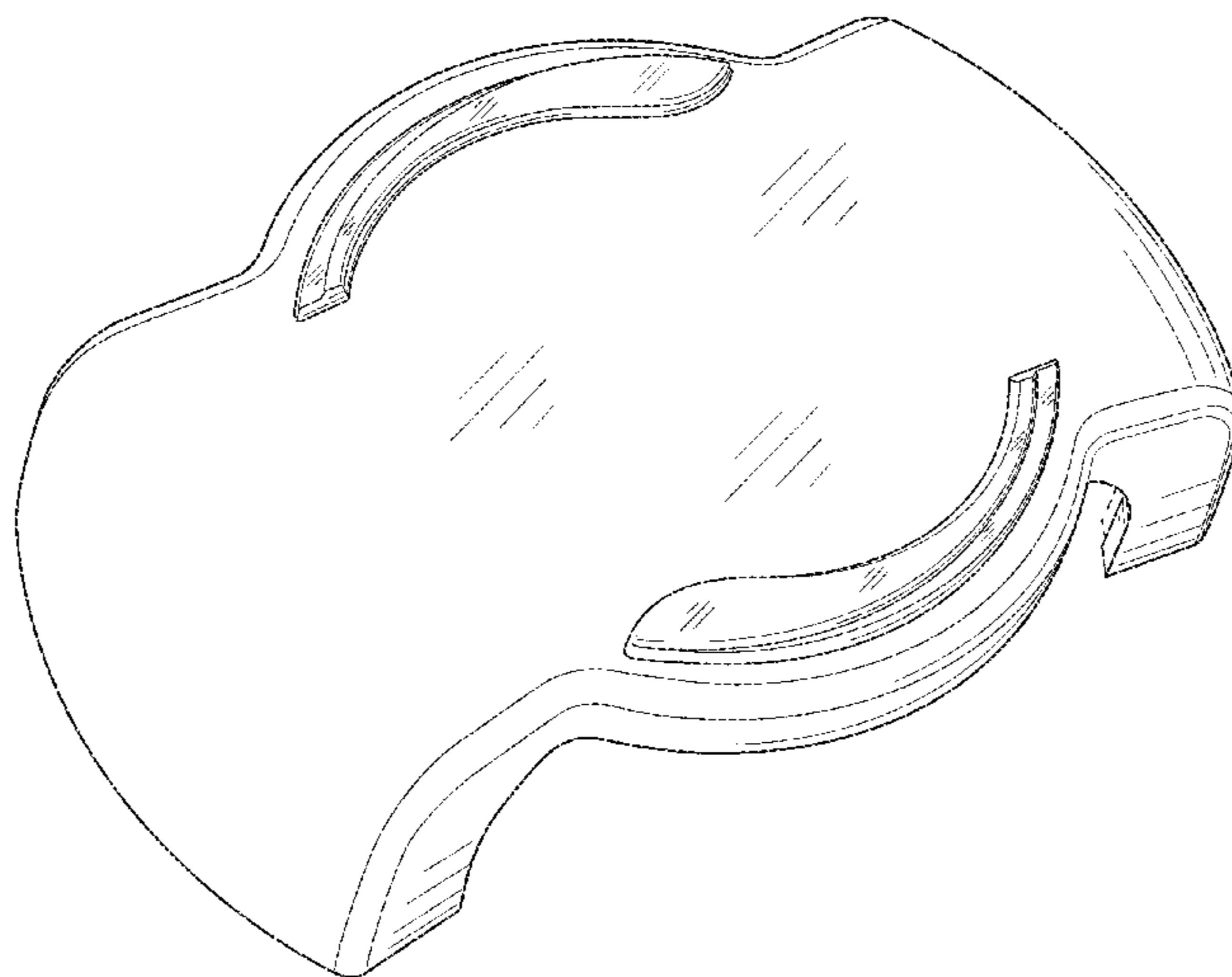
FIG. 5 is a left side view of the handle of the present design.

FIG. 6 is a right side view of the handle of the present design; and,

FIG. 7 is a bottom view of the handle of the present design.

The broken lines shown represent unclaimed subject matter and form no part of the claimed design.

**1 Claim, 7 Drawing Sheets**



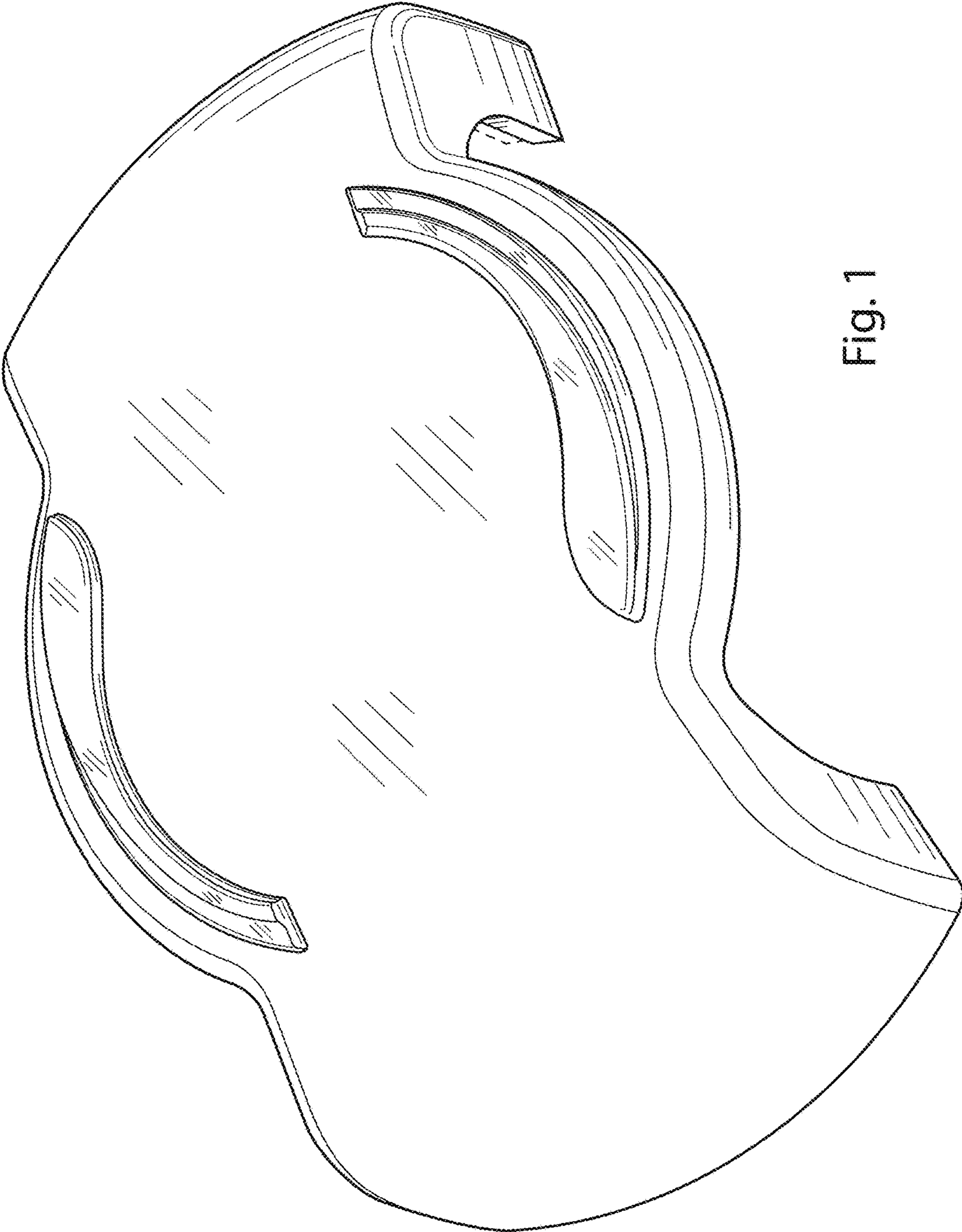


Fig. 1

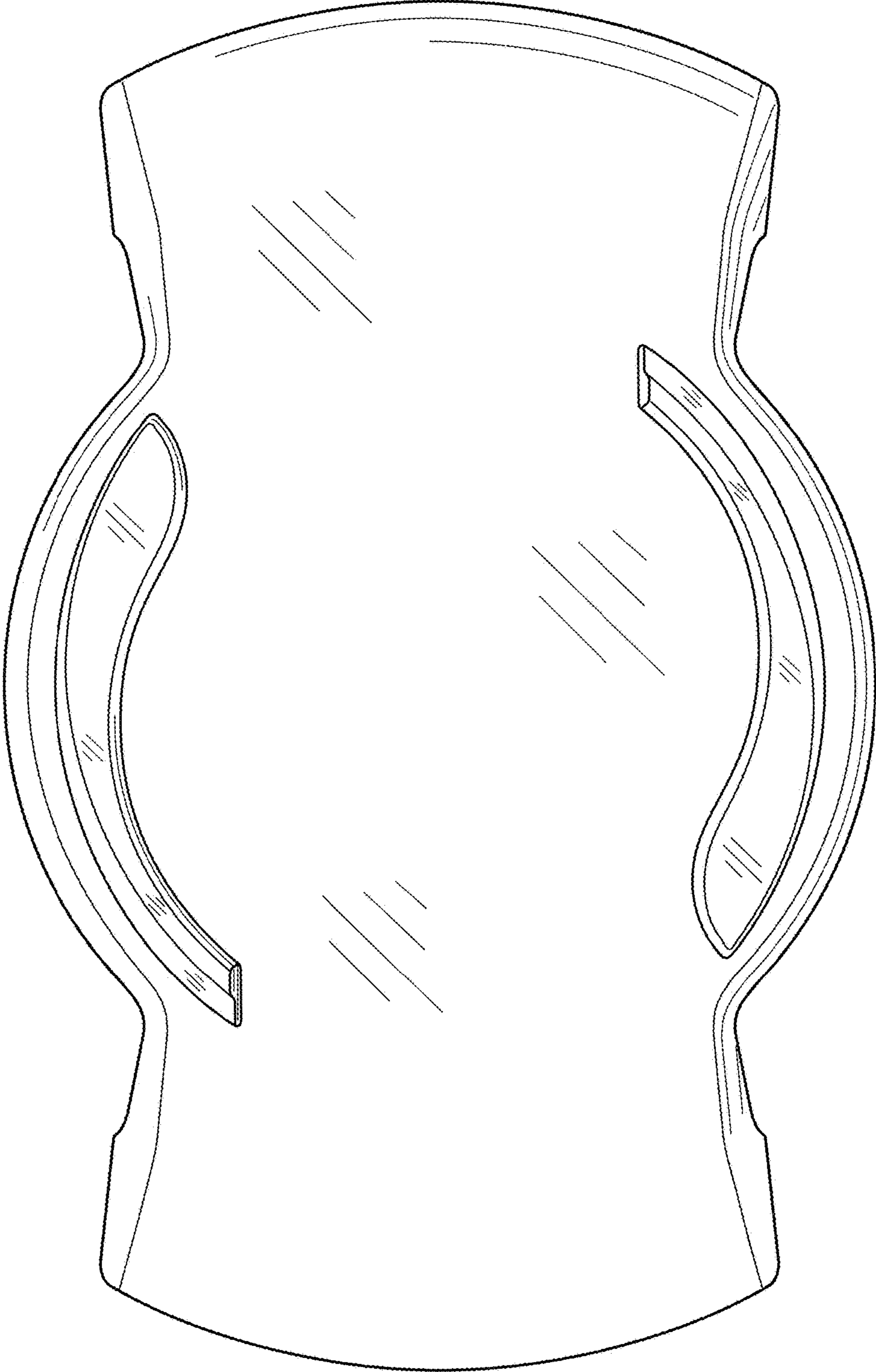


Fig. 2

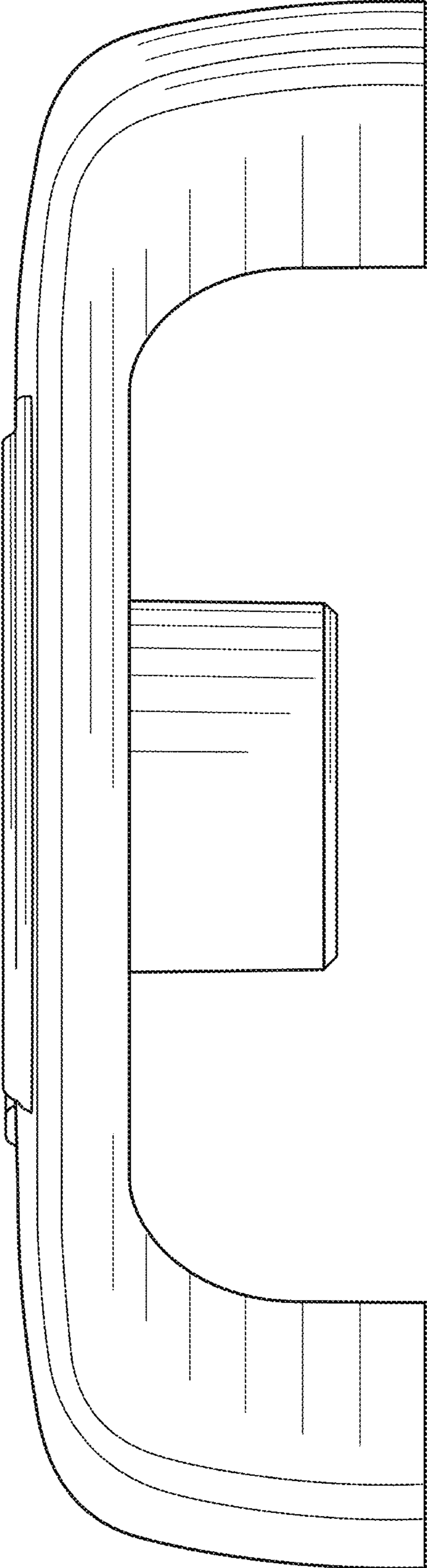


Fig. 3

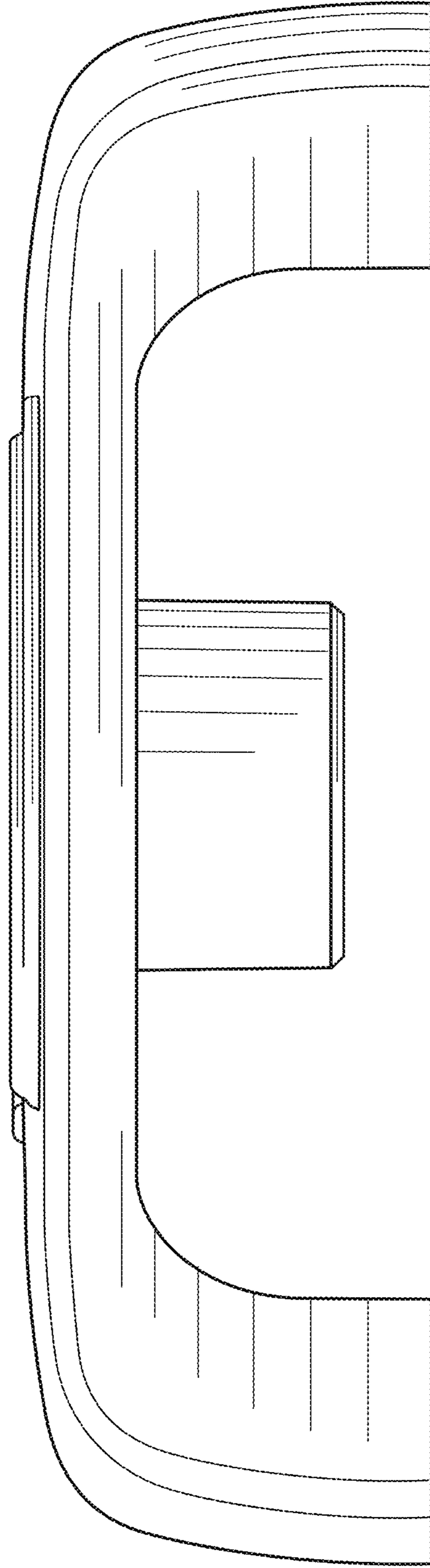


Fig. 4

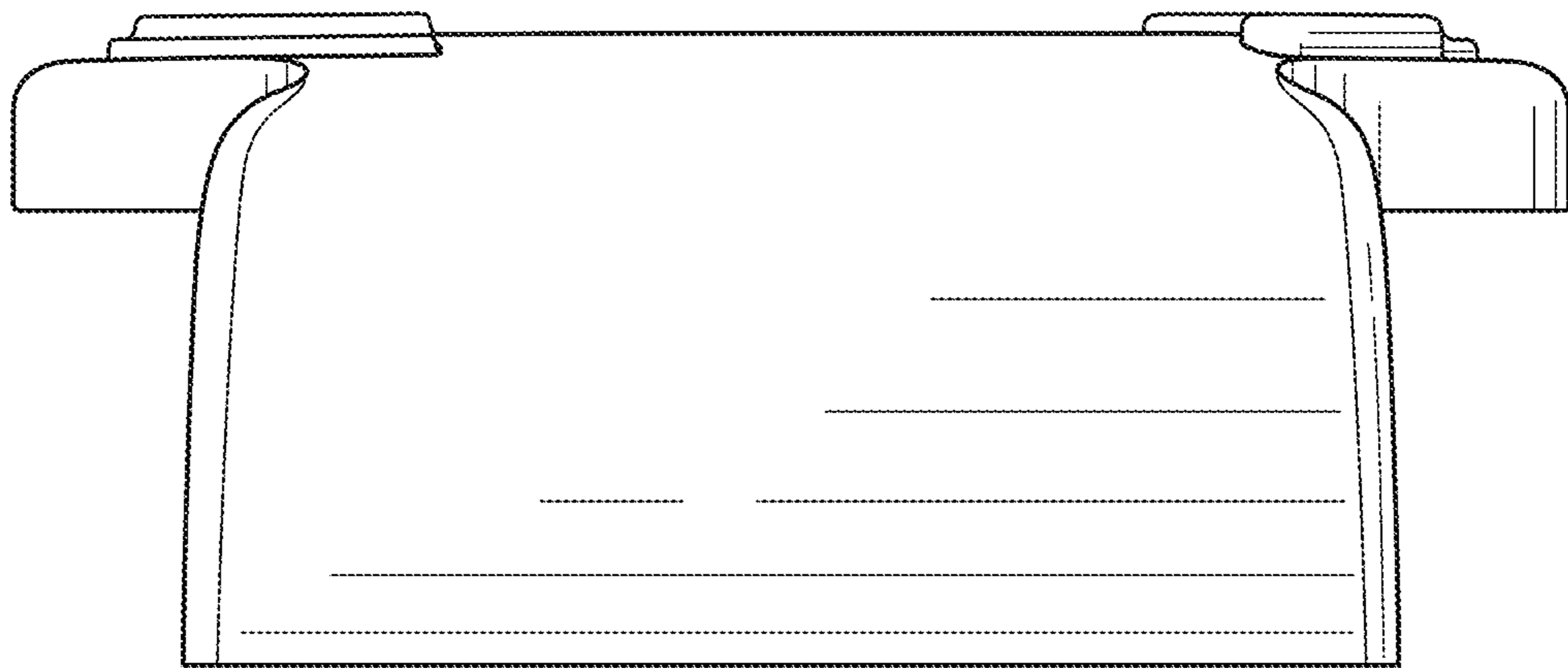


Fig. 5

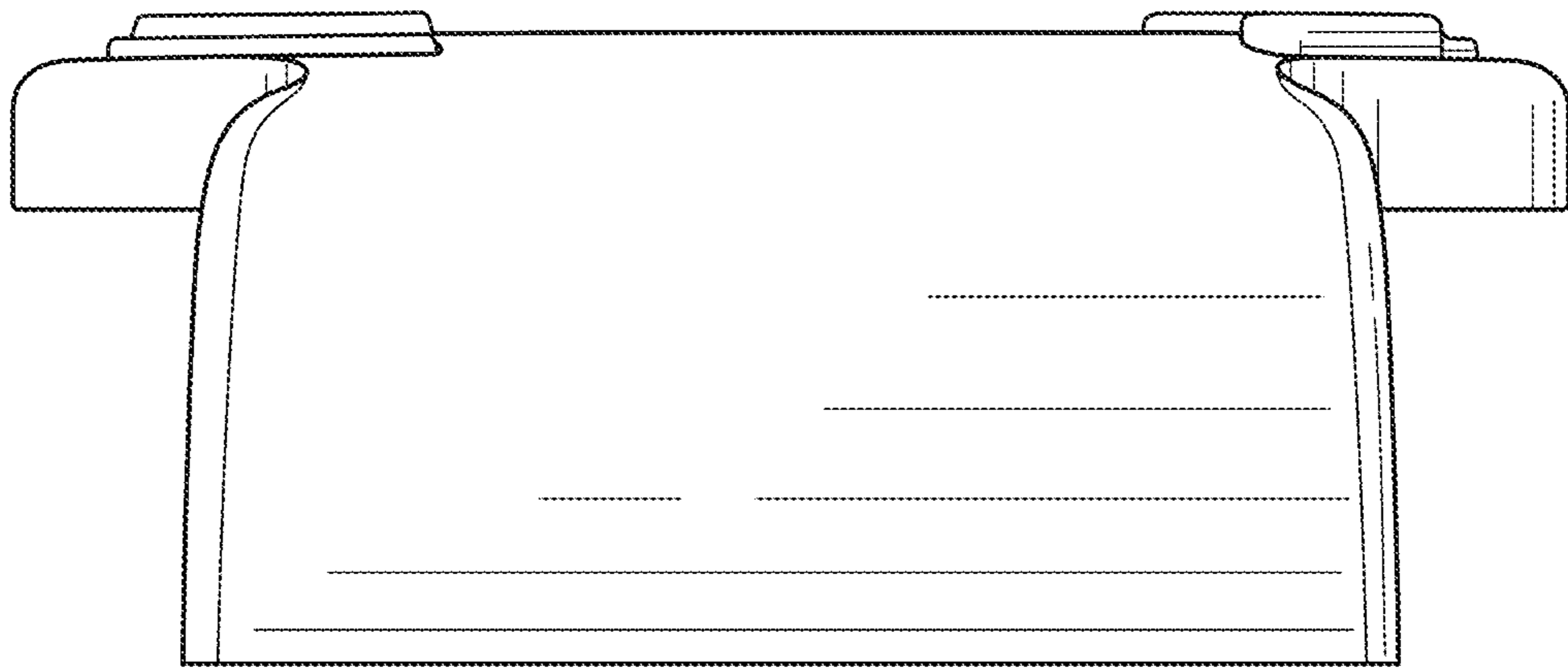


Fig. 6

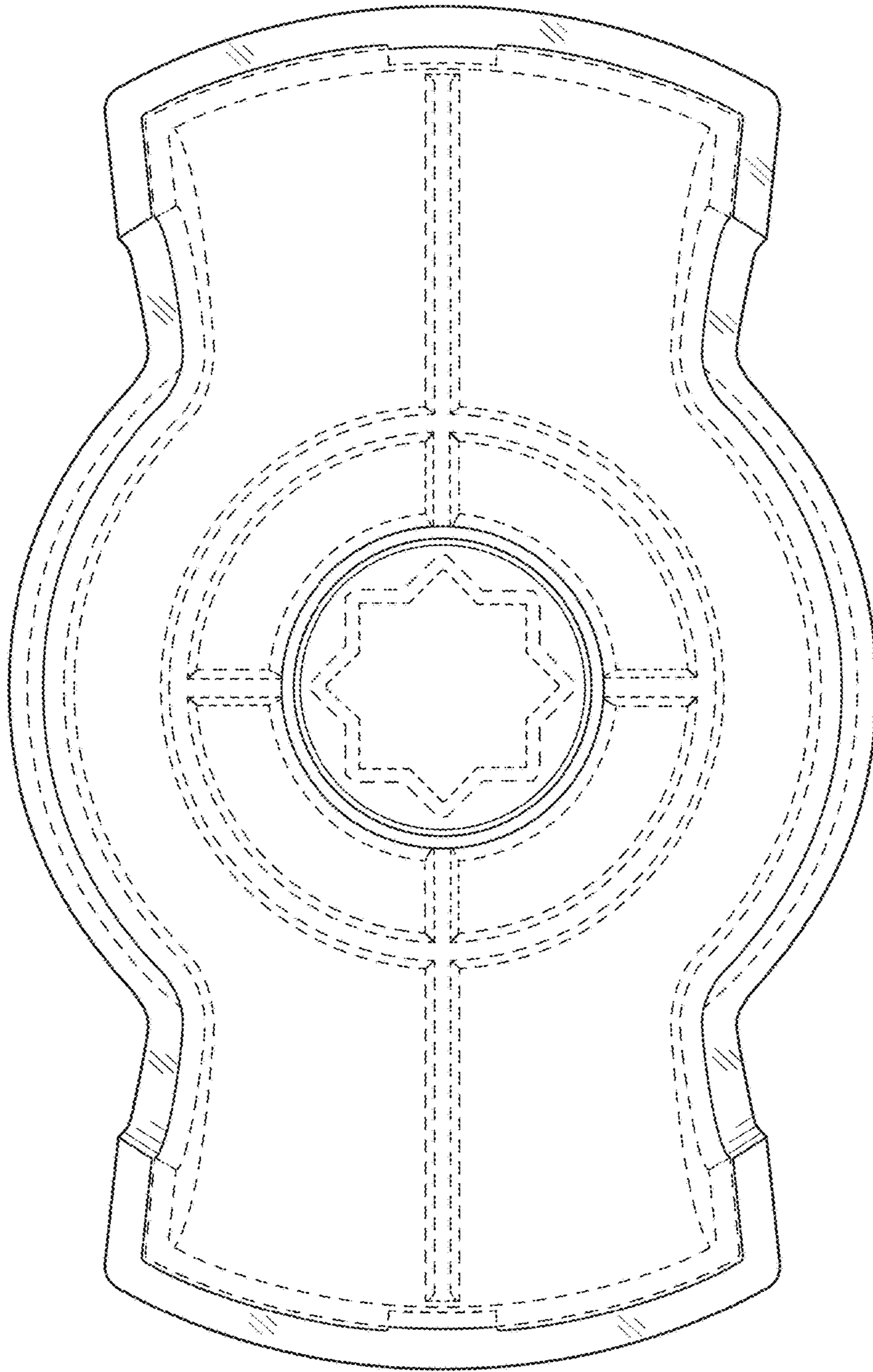


Fig. 7