



US00D821834S

(12) **United States Design Patent** (10) **Patent No.:** **US D821,834 S**
Su (45) **Date of Patent:** **** Jul. 3, 2018**

(54) **TOOL HANDLE**

D679,969 S * 4/2013 Beckwith D8/28
D700,027 S * 2/2014 Hsieh D8/28
D776,503 S * 1/2017 Chang D8/28

(71) Applicant: **Hong Ann Tool Industries Co., Ltd.,**
Taichung (TW)

* cited by examiner

(72) Inventor: **Cheng-Wei Su,** Taichung (TW)

Primary Examiner — Randall H Gholson

(73) Assignee: **Hong Ann Tool Industries Co., Ltd.,**
Taichung (TW)

(74) *Attorney, Agent, or Firm* — Alan D. Kamrath;
Kamrath IP Lawfirm, P.A.

(**) Term: **15 Years**

(57) **CLAIM**

(21) Appl. No.: **29/602,732**

The ornamental design for a tool handle, as shown and described.

(22) Filed: **May 3, 2017**

(51) **LOC (11) Cl.** **08-05**

(52) **U.S. Cl.**
USPC **D8/28**

(58) **Field of Classification Search**
USPC D8/17, 21–29; 81/58, 58.2, 119, 124.2,
81/124.4, 125.1, 186
CPC B25B 13/02; B25B 13/08; B25B 13/04;
B25B 13/065
See application file for complete search history.

DESCRIPTION

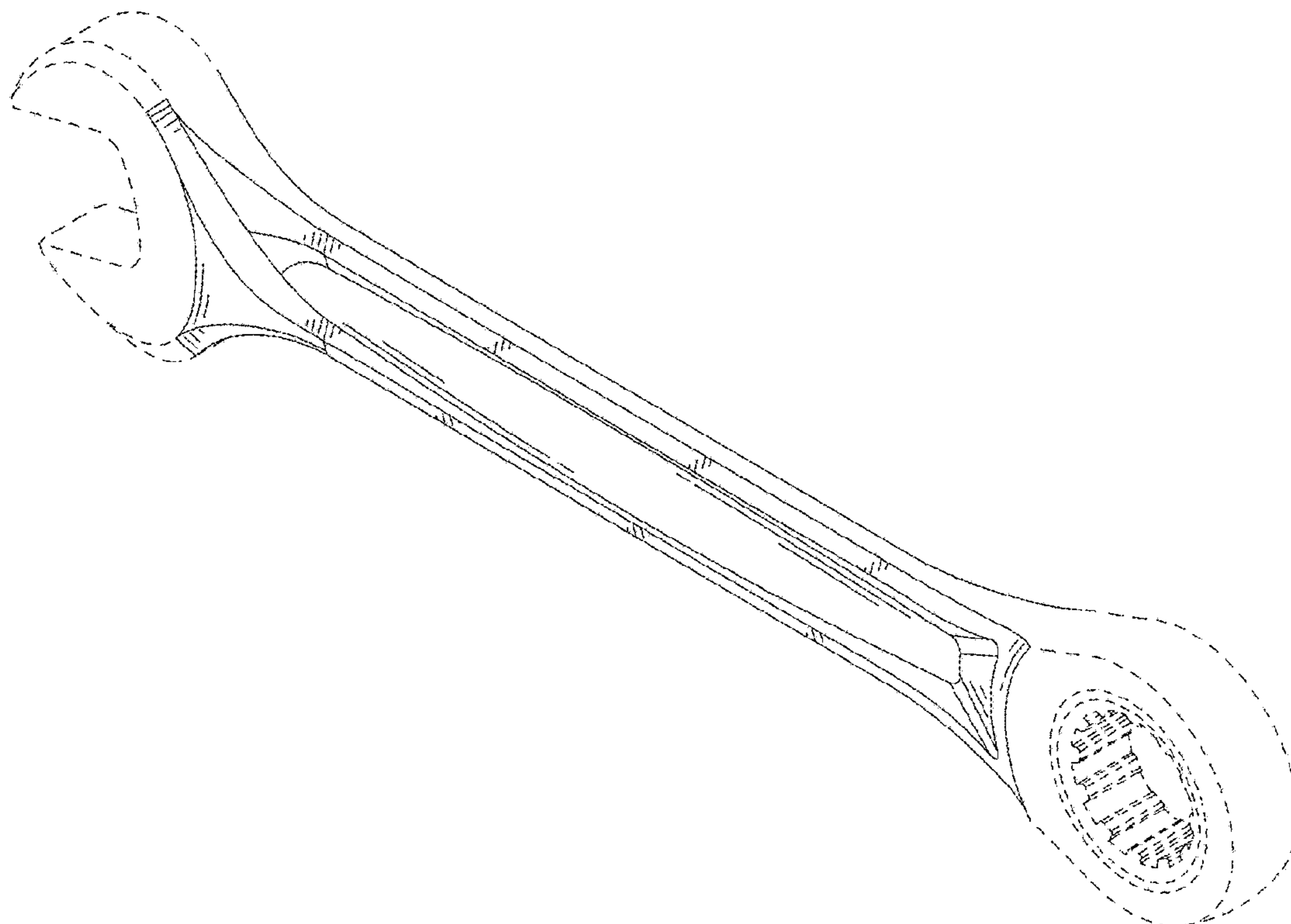
FIG. 1 is a perspective view of a tool handle showing my new design;
FIG. 2 is a front view thereof;
FIG. 3 is a rear view thereof;
FIG. 4 is a left view thereof;
FIG. 5 is a right view thereof;
FIG. 6 is a top view thereof; and,
FIG. 7 is a bottom view thereof.
The broken lines depict portions of the tool handle in which the design is embodied that are not considered part of the claimed design.

(56) **References Cited**

U.S. PATENT DOCUMENTS

D506,371 S * 6/2005 Hsien D8/21
D660,110 S * 5/2012 Yang D8/25

1 Claim, 6 Drawing Sheets



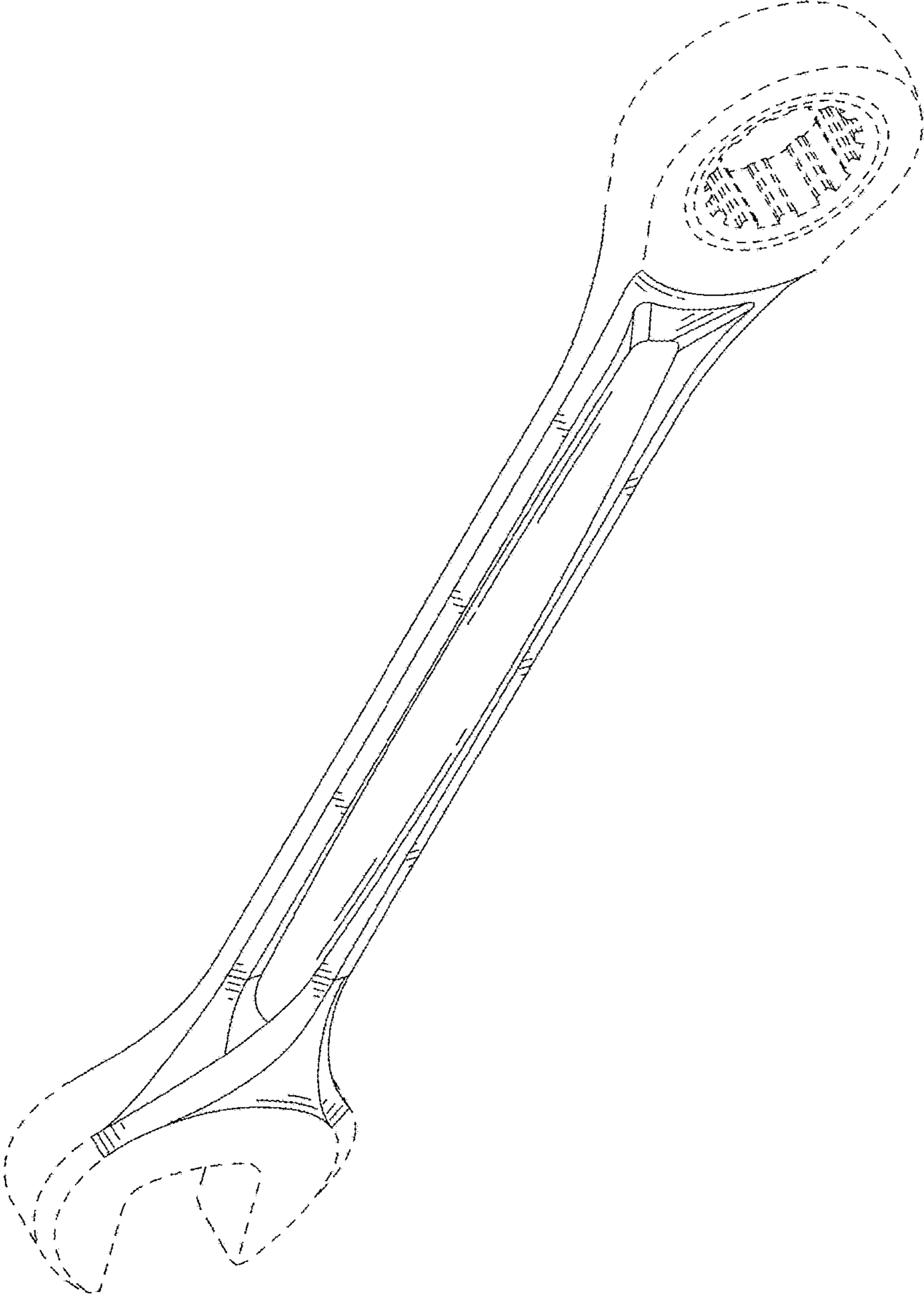


FIG. 1

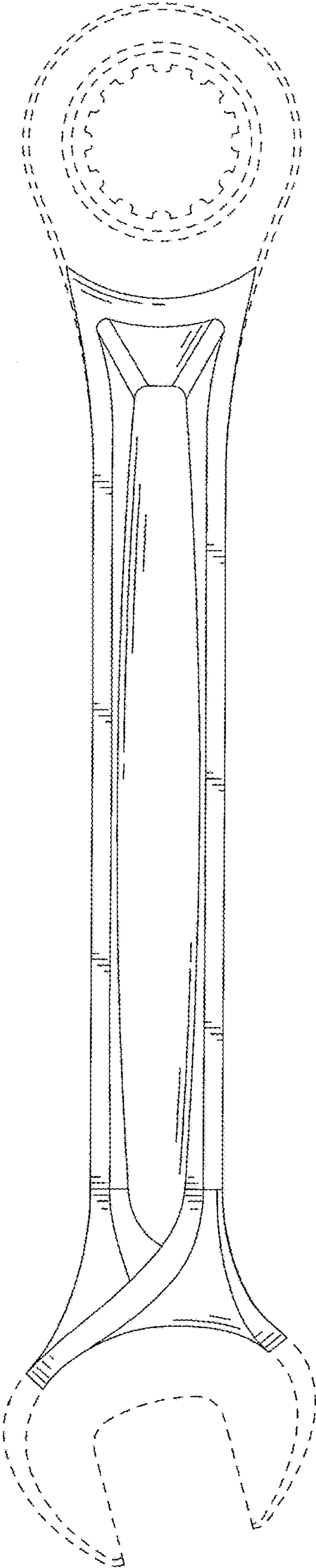


FIG. 2

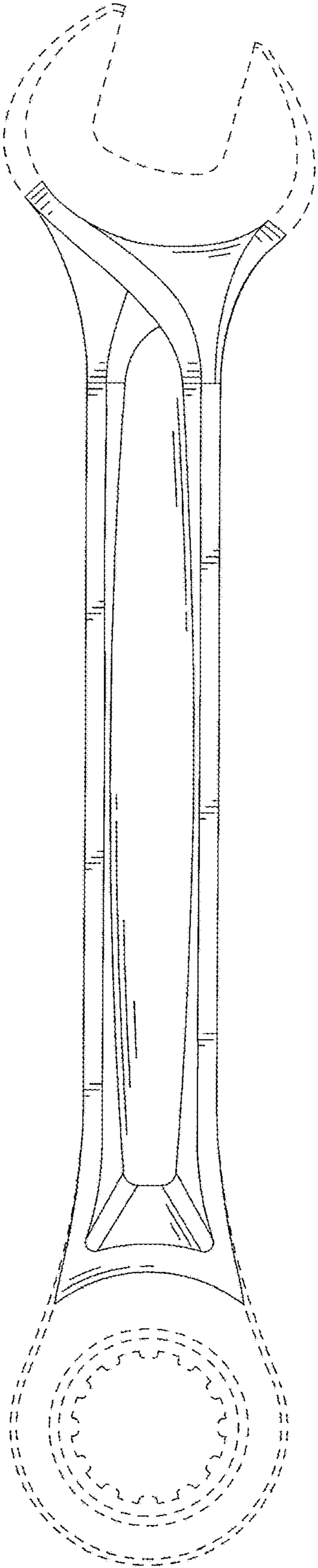


FIG. 3



FIG. 5



FIG. 4

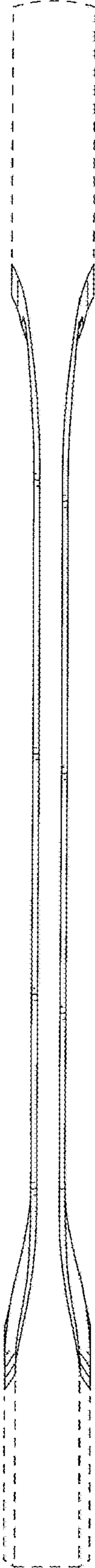


FIG. 6

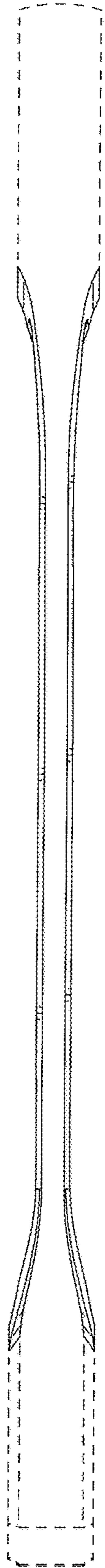


FIG. 7