



US00D821818S

(12) **United States Design Patent** (10) **Patent No.:** **US D821,818 S**
Eyal (45) **Date of Patent:** **** Jul. 3, 2018**

(54) **BEVERAGE CONTAINER**

(71) Applicant: **ETS EXPRESS, INC.**, Oxnard, CA (US)

(72) Inventor: **Sharon Eyal**, Oxnard, CA (US)

(73) Assignee: **ETS EXPRESS, INC.**, Oxnard, CA (US)

(**) Term: **15 Years**

(21) Appl. No.: **29/607,909**

(22) Filed: **Jun. 16, 2017**

(51) **LOC (11) Cl.** **07-01**

(52) **U.S. Cl.**
USPC **D7/529**; D7/532

(58) **Field of Classification Search**
USPC D7/507, 509, 510, 511, 523, 602, 305,
D7/400, 397, 388, 529, 532, 392.1, 396.2,
D7/667, 533, 536; D9/500, 501, 502,
D9/518, 531, 532; 220/592.16, 592.17
CPC A47G 19/22; A47G 19/2205; A47G
19/2266; A45F 3/16; A47J 43/27; A47J
41/02

See application file for complete search history.

(56) **References Cited**

U.S. PATENT DOCUMENTS

D499,608 S *	12/2004	Cintron	D7/510
D531,451 S *	11/2006	Bin	D7/510
D556,513 S *	12/2007	Yelland	D7/516
D593,367 S *	6/2009	Brooks	D7/509
D619,418 S *	7/2010	Nezu	D7/510
D639,113 S *	6/2011	Hayes	D7/509
D648,984 S *	11/2011	Gullickson	D7/510
D699,580 S *	2/2014	Eaton	D9/516

D725,968 S *	4/2015	George	D7/511
D727,099 S *	4/2015	Eyal	D7/509
D740,610 S *	10/2015	Eyal	D7/509
D767,993 S *	10/2016	Joshi	D9/538
D775,893 S *	1/2017	Buckley	D7/510
D778,114 S *	2/2017	Boroski	D7/529
D787,267 S *	5/2017	Maas	D7/510
D796,338 S *	9/2017	Cimino	D9/658
D797,512 S *	9/2017	O'Connor	D7/523
D805,355 S *	12/2017	Steel	D7/529
D809,347 S *	2/2018	Silsby	D7/608
D810,510 S *	2/2018	Serruya	D7/511
2012/0000882 A1 *	1/2012	Castillo Higareda	
				B65D 1/0223
				215/383

* cited by examiner

Primary Examiner — Marianne Pandozzi

Assistant Examiner — Jae Liang

(74) *Attorney, Agent, or Firm* — Kleinberge & Lerner, LLP; Marvin H. Kleinberg; Marshall A. Lerner

(57) **CLAIM**

The ornamental design for a beverage container, as shown and described.

DESCRIPTION

FIG. 1 is a perspective view of a beverage container showing my new design;

FIG. 2 is a front view thereof;

FIG. 3 is a rear view thereof;

FIG. 4 is a left side view thereof;

FIG. 5 is a right side view thereof;

FIG. 6 is a top plan view thereof; and,

FIG. 7 is a bottom plan view thereof.

The broken lines in the drawings depict portions of the beverage container that form no part of the claimed design.

1 Claim, 4 Drawing Sheets


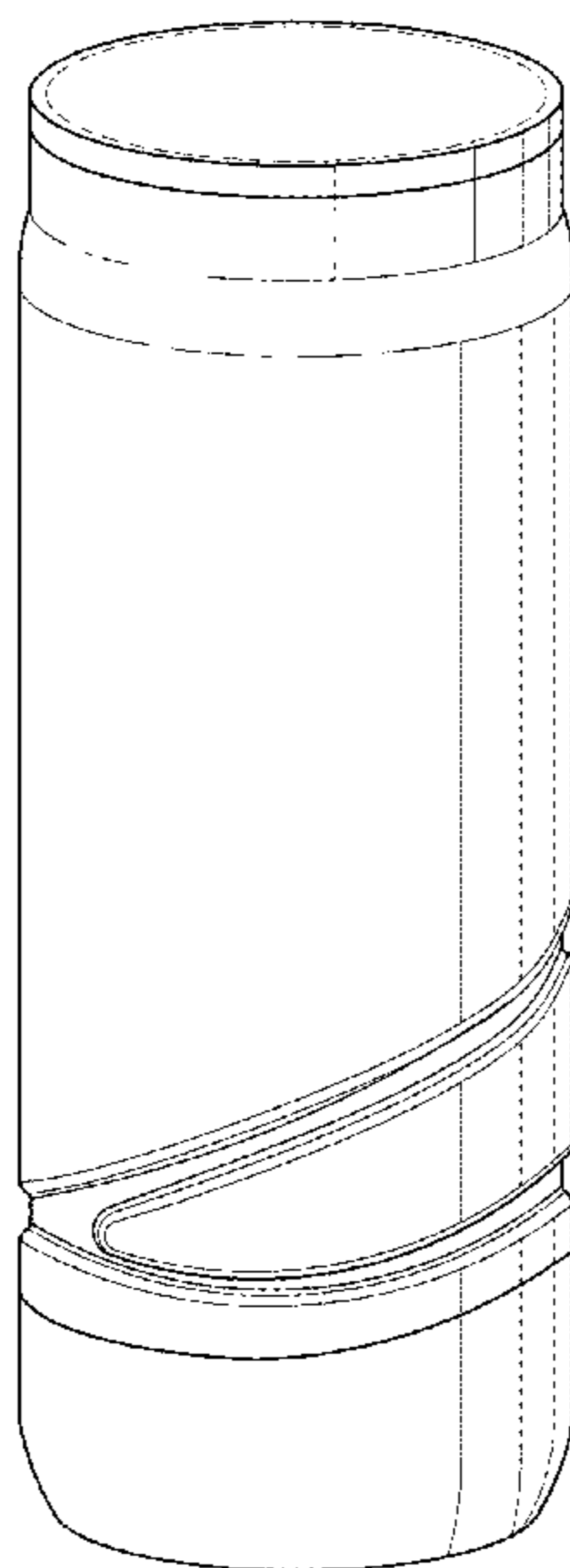


FIG. 1

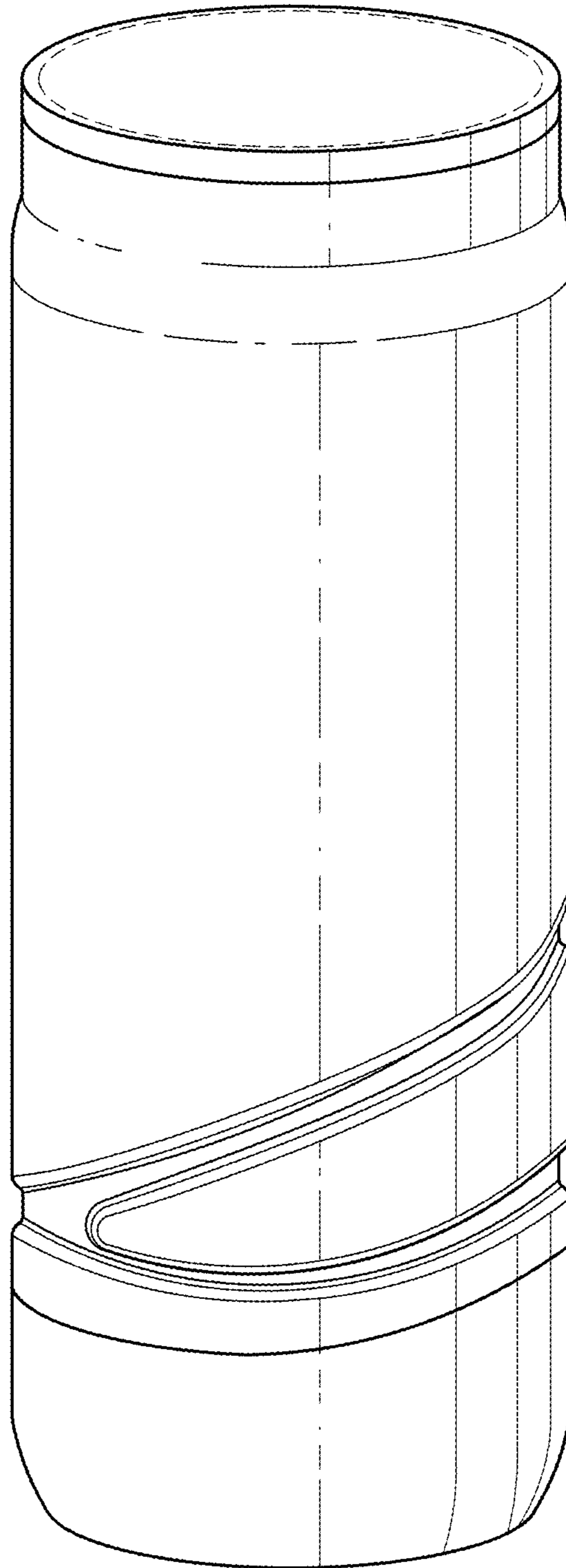


FIG. 2




FIG. 3




FIG. 4

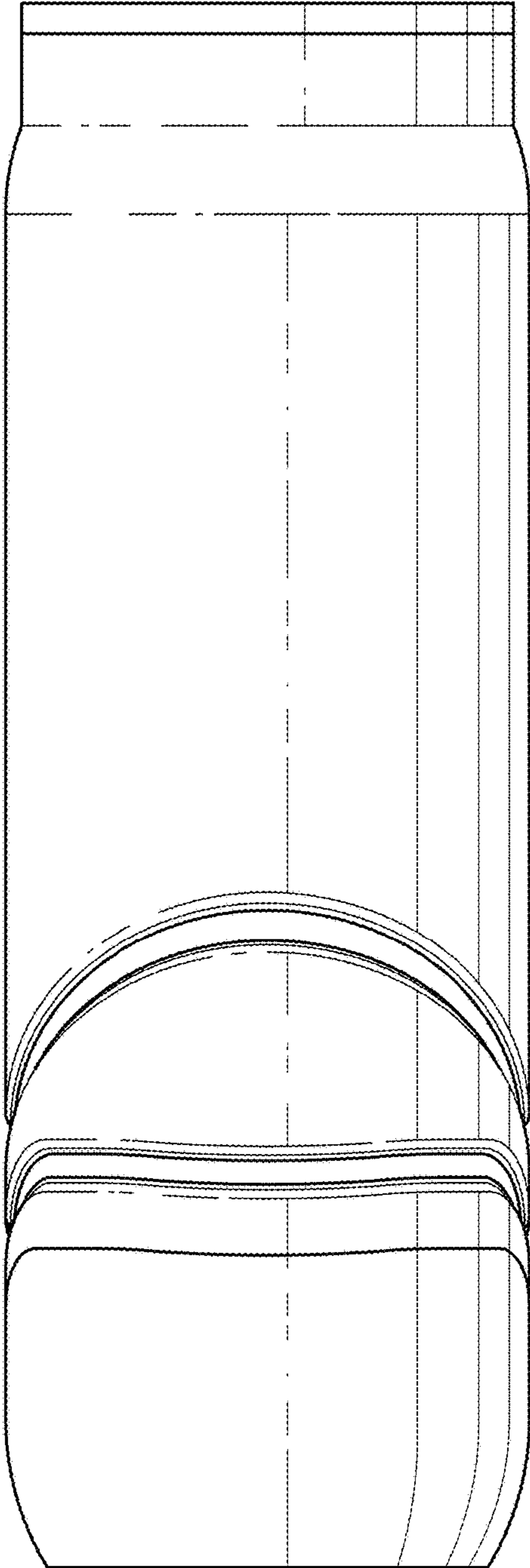
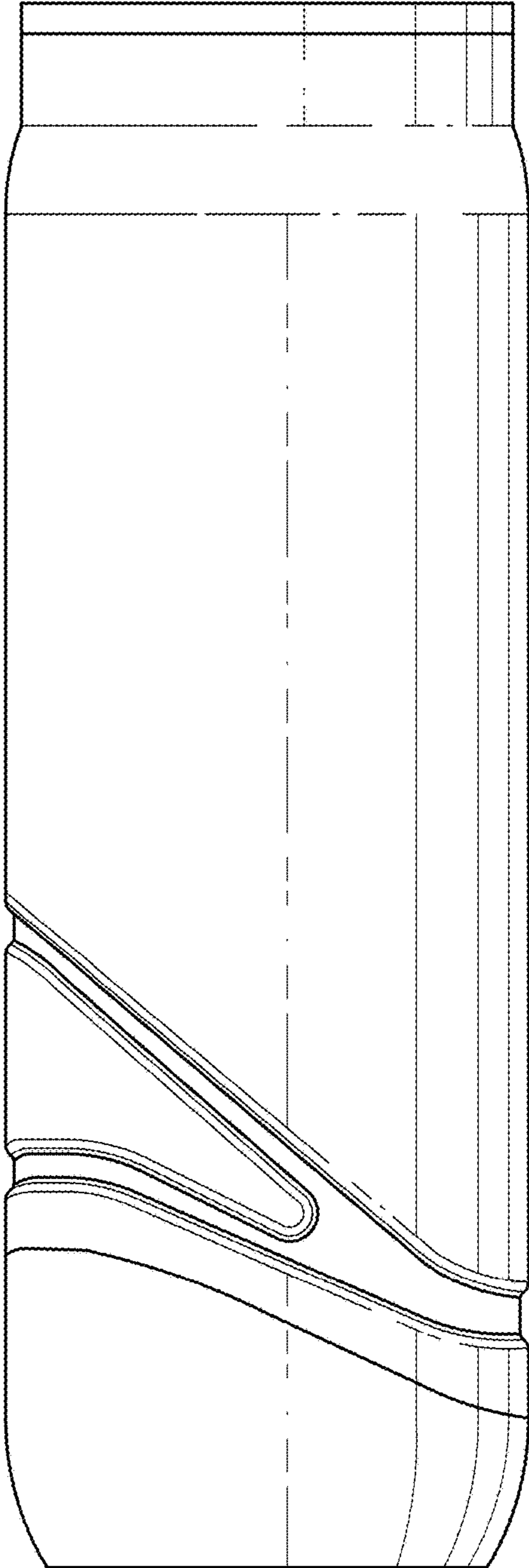


FIG. 5



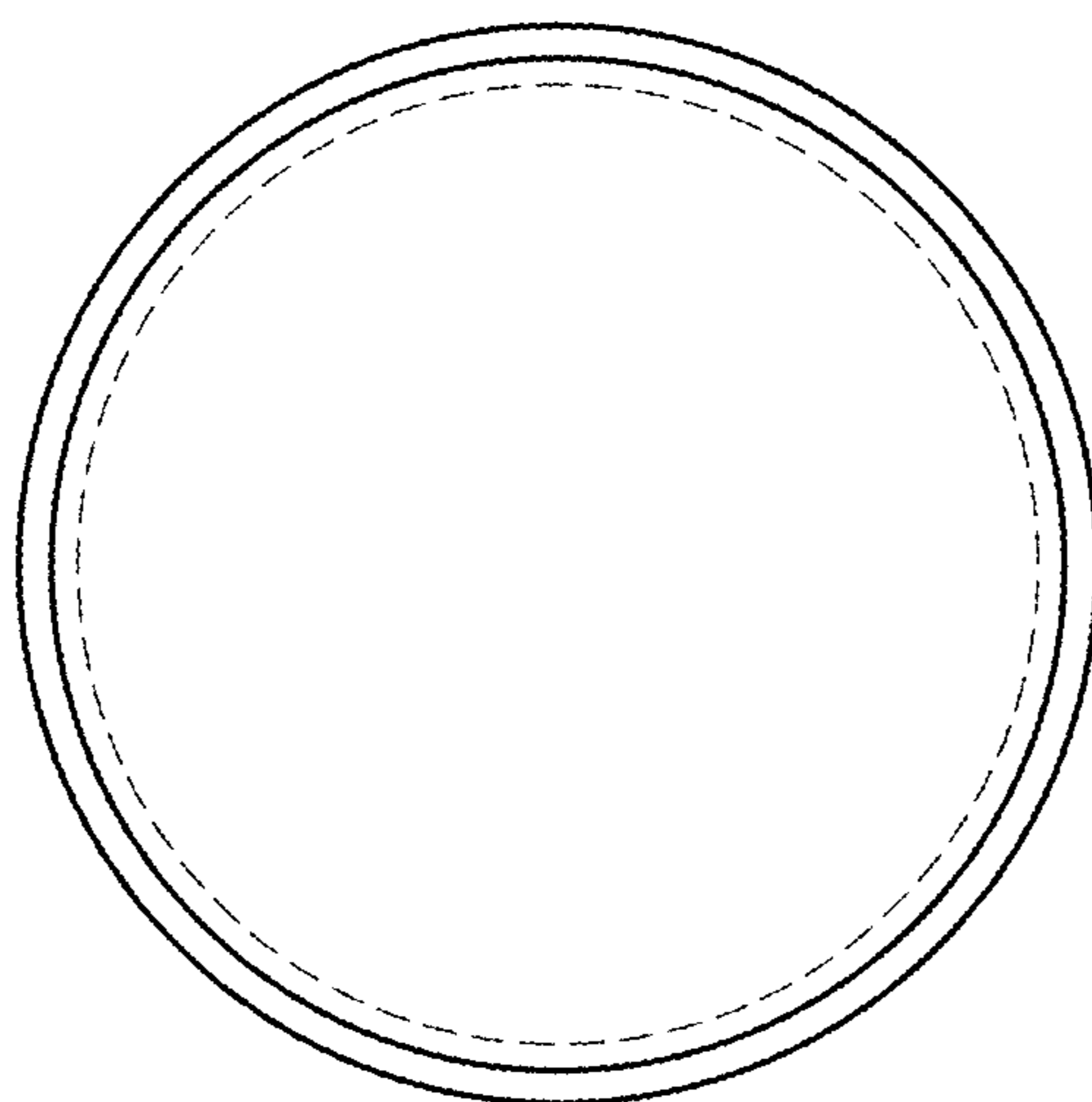


FIG. 6

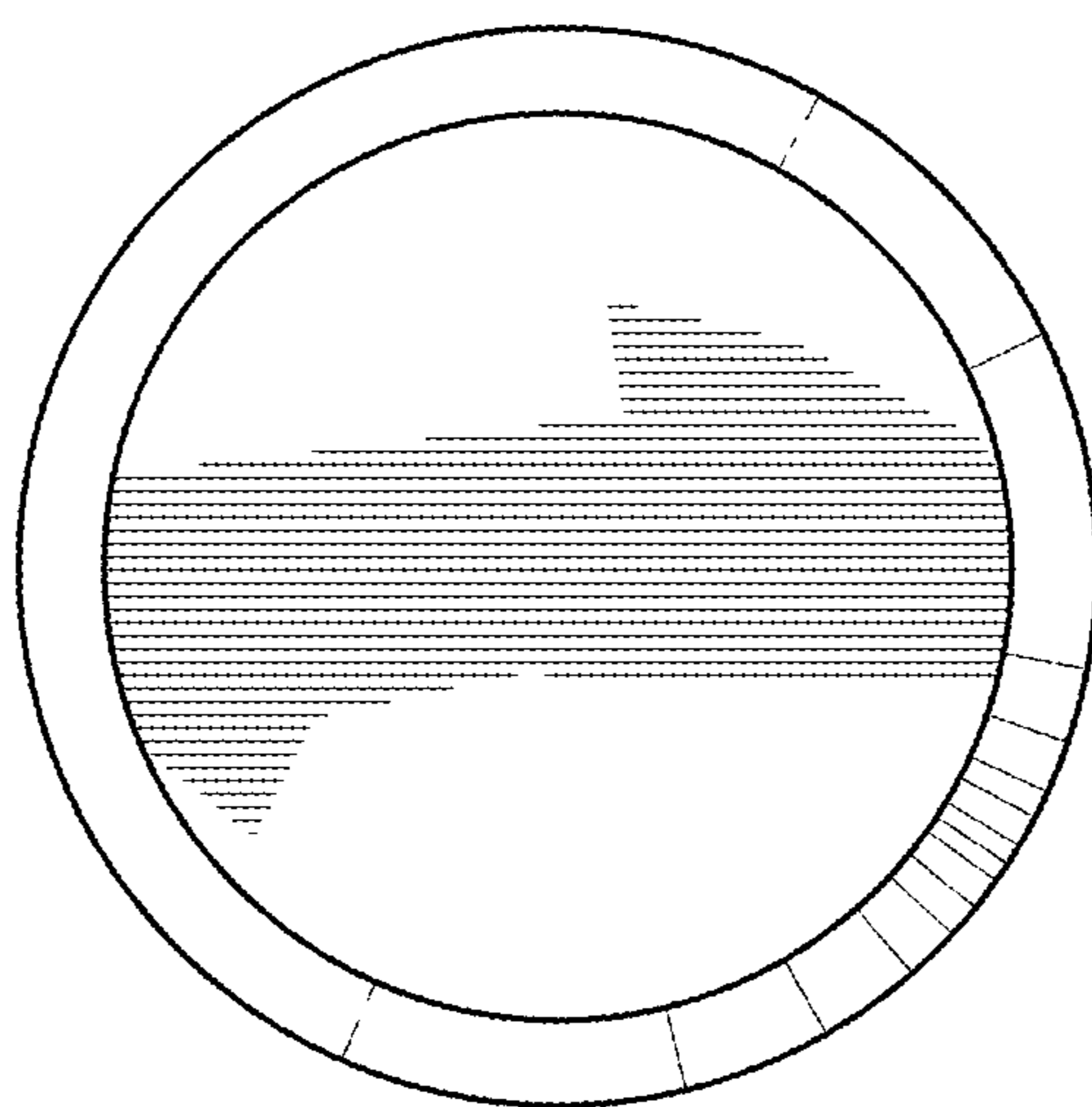


FIG. 7