



US00D821785S

(12) **United States Design Patent**
Naimo

(10) **Patent No.:** **US D821,785 S**
(45) **Date of Patent:** **** Jul. 3, 2018**

- (54) **SLIP COVER FOR A CAKE STAND**
- (71) Applicant: **Angelica Maria Naimo**, Santa Ana, CA (US)
- (72) Inventor: **Angelica Maria Naimo**, Santa Ana, CA (US)
- (**) Term: **14 Years**
- (21) Appl. No.: **29/513,498**
- (22) Filed: **Dec. 31, 2014**
- (51) **LOC (11) Cl.** **06-13**
- (52) **U.S. Cl.**
USPC **D6/610**
- (58) **Field of Classification Search**
USPC D6/595, 610, 596, 601, 685, 692, 692.3; D7/610, 601, 602, 608, 609; 220/200, 220/780, 782, 675, 252; D1/129; 229/100, 109; 99/467; D2/885, 869; D23/205, 212; D26/118, 119, 123, 124; D9/4, 414, 428; D17/22; 362/290, 291, 362/296.05, 304, 330
CPC B65D 73/00; B65D 79/00; B65D 65/02; B65D 65/10; B65D 45/18; A47G 19/26; A42B 1/02; A42B 1/00
See application file for complete search history.

- D292,250 S * 10/1987 Finkelstein D6/687
- D337,026 S * 7/1993 Higgins D7/610
- 5,397,051 A * 3/1995 Liu B65D 5/2033
229/109
- D357,344 S * 4/1995 Norton D2/869
- 6,076,676 A * 6/2000 Dahl B65D 45/18
206/467
- D435,957 S * 1/2001 Kenefake D2/869
- D451,386 S * 12/2001 Rice D3/302
- D496,832 S * 10/2004 Ekhtebare D7/610
- D512,878 S * 12/2005 Slagter D7/610
- D625,566 S * 10/2010 Alford D26/10
- D712,705 S * 9/2014 Fitzpatrick D7/610
- D713,694 S * 9/2014 Fitzpatrick D7/610
- D720,425 S * 12/2014 Caldwell D23/206
- D726,161 S * 4/2015 Howard D14/218

(Continued)

Primary Examiner — Susan Bennett Hattan
Assistant Examiner — Rebecca Tsehaye
(74) *Attorney, Agent, or Firm* — Plager Schack LLP

(57) **CLAIM**

An ornamental design for a slip cover for a cake stand, as shown and described.

DESCRIPTION

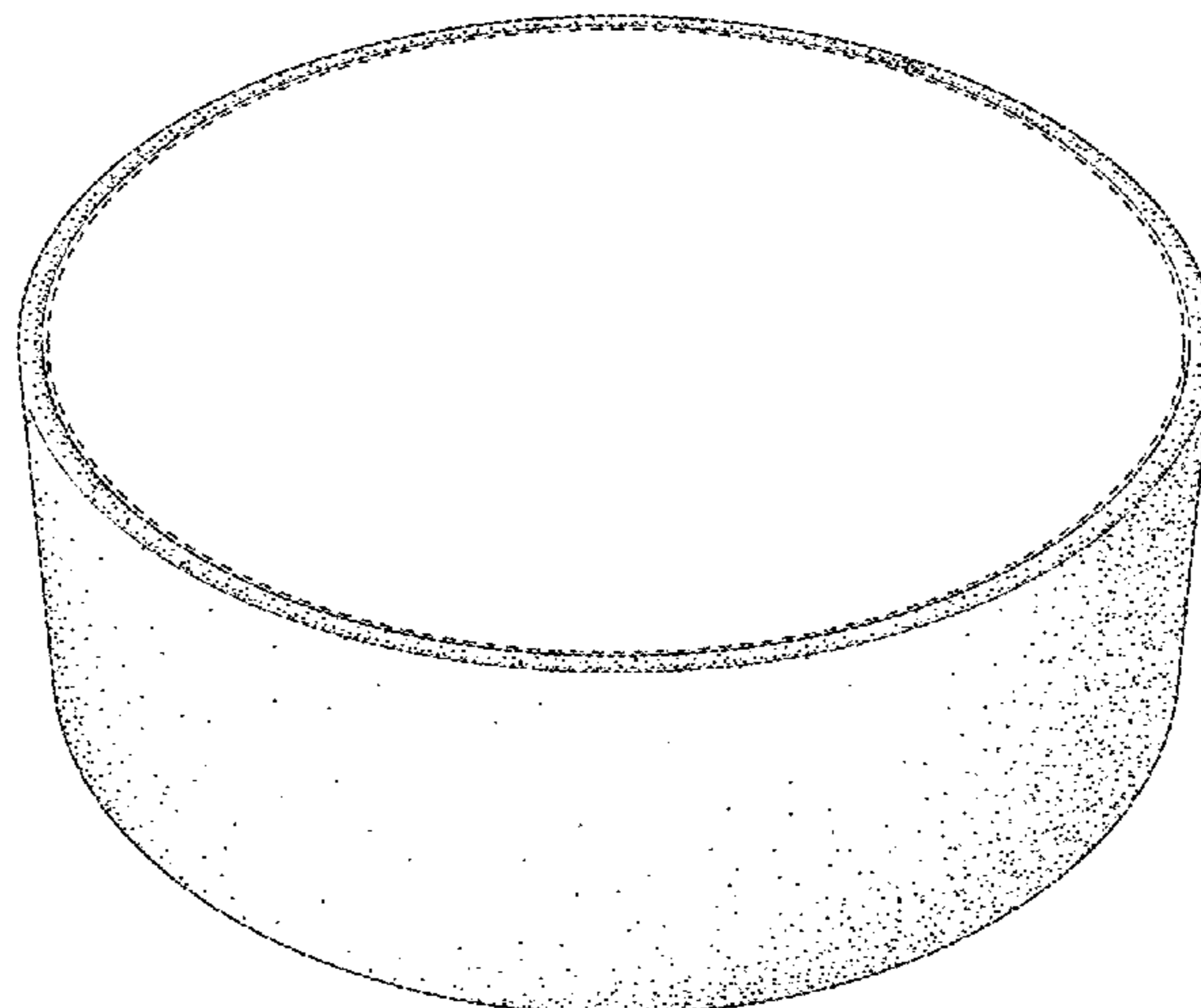
FIG. 1 is a front perspective view of the slip cover for a cake stand, the central portion of which is unclaimed. The stippled shading indicates a texture.
FIG. 2 is a front view of the slip cover for a cake stand.
FIG. 3 is a rear view of the slip cover for a cake stand having a sewing seam line.
FIG. 4 is a side view of the slip cover for a cake stand.
FIG. 5 is a side view of the slip cover for a cake stand.
FIG. 6 is a top view of the slip cover for a cake stand, the central portion of which is unclaimed; and,
FIG. 7 is a bottom view of the slip cover for a cake stand, the central portion of which is unclaimed.
The broken line indicating the stitching forms part of the claim.

1 Claim, 5 Drawing Sheets

(56) **References Cited**

U.S. PATENT DOCUMENTS

- 1,619,423 A * 3/1927 Korn B65D 43/02
220/252
- D178,887 S * 10/1956 Kaye D6/610
- 2,865,265 A * 12/1958 Sherman B31F 1/0038
493/141
- 3,150,381 A * 9/1964 Baumkirchner A42B 1/02
2/171.01
- 4,197,940 A * 4/1980 DeRossett A47G 19/26
220/780
- D256,844 S * 9/1980 Conn D1/129



(56)

References Cited

U.S. PATENT DOCUMENTS

D756,074 S * 5/2016 Milberg D2/885
9,499,316 B2 * 11/2016 Hasegawa B65D 51/2821
2003/0136277 A1 * 7/2003 Okros A47G 19/26
99/645
2006/0102635 A1 * 5/2006 Dahl B65D 1/34
220/675

* cited by examiner

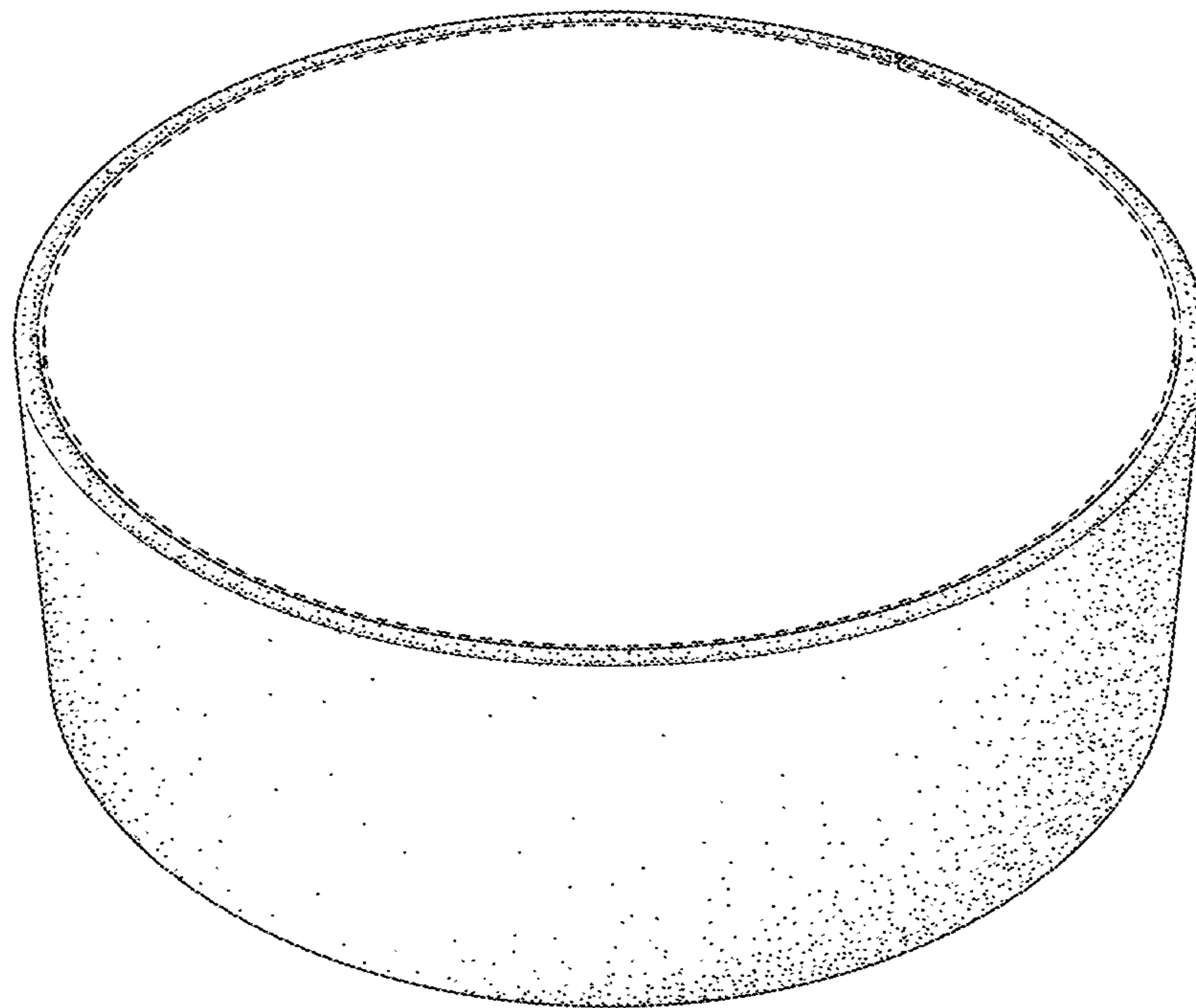


Fig. 1

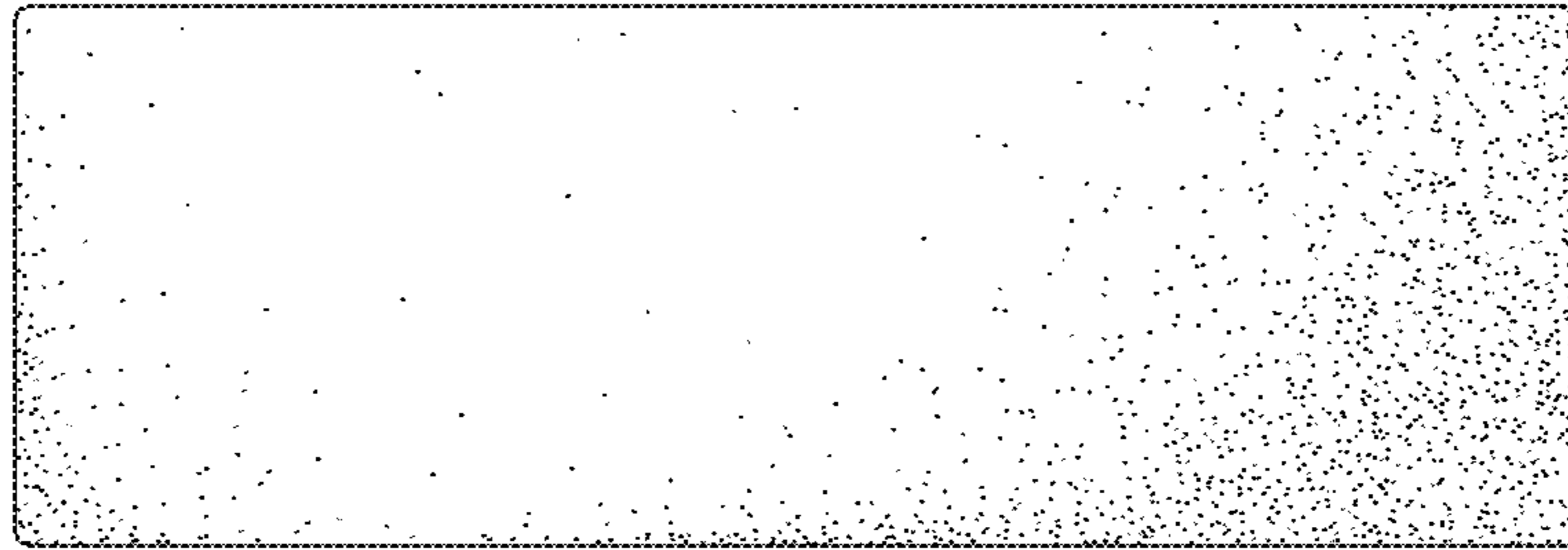


Fig. 2

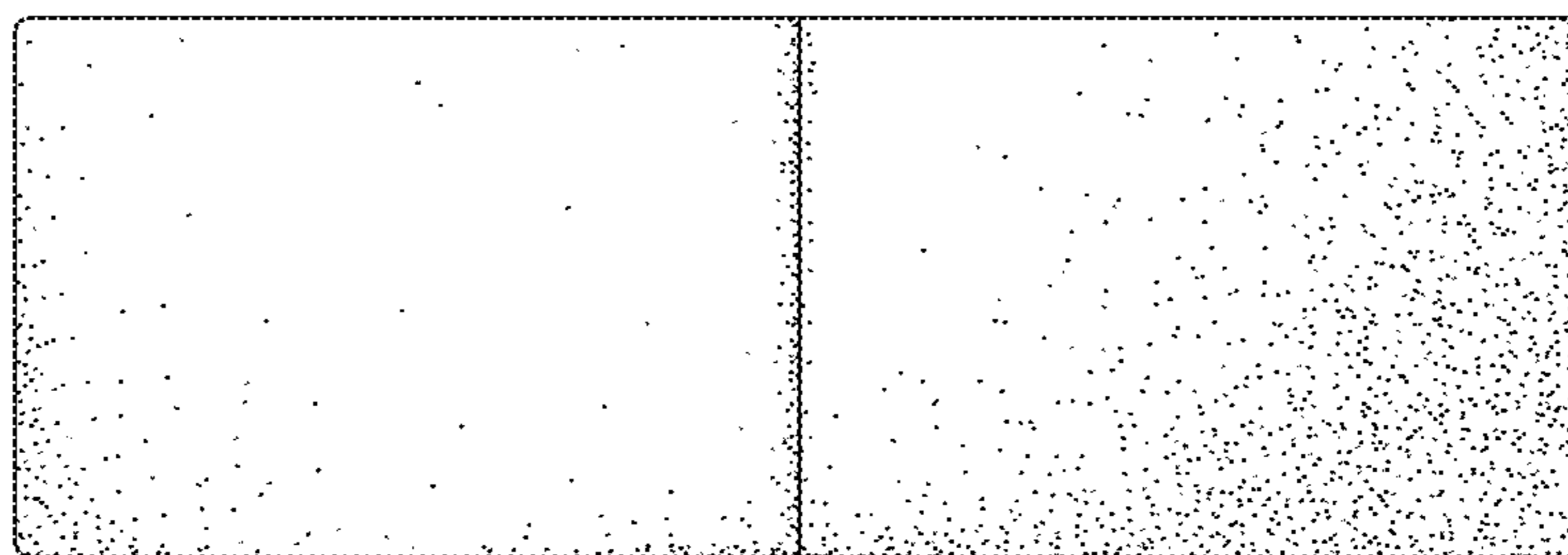


Fig. 3

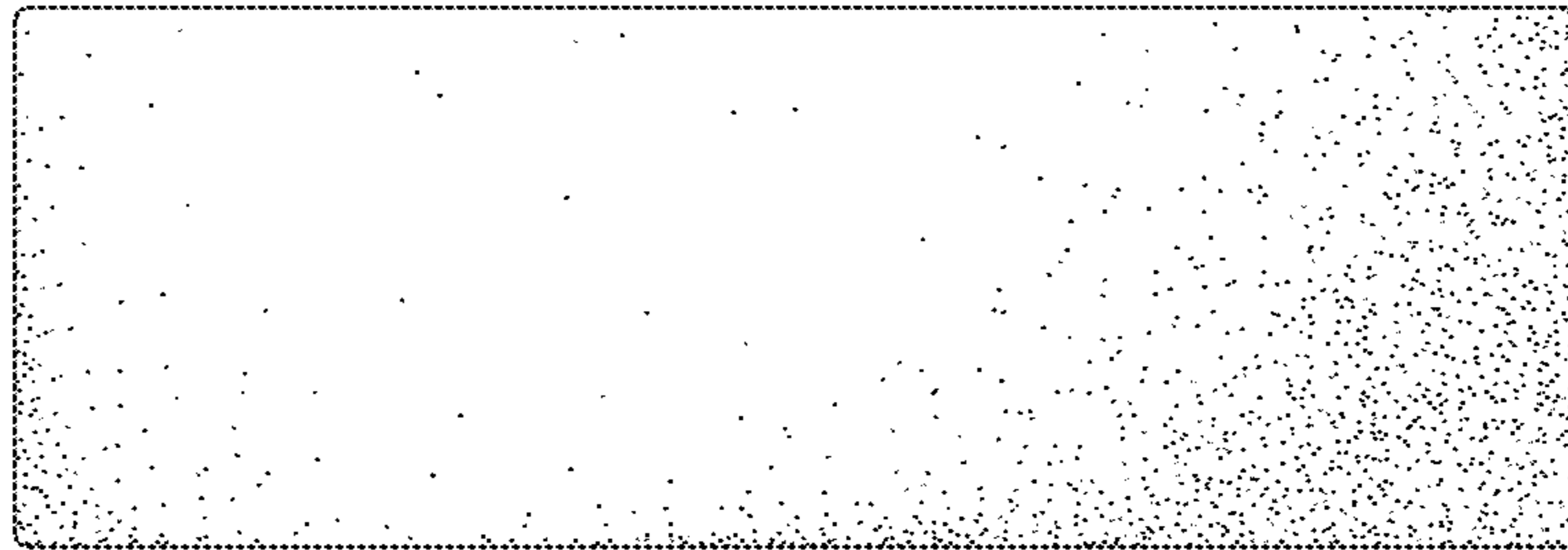


Fig. 4

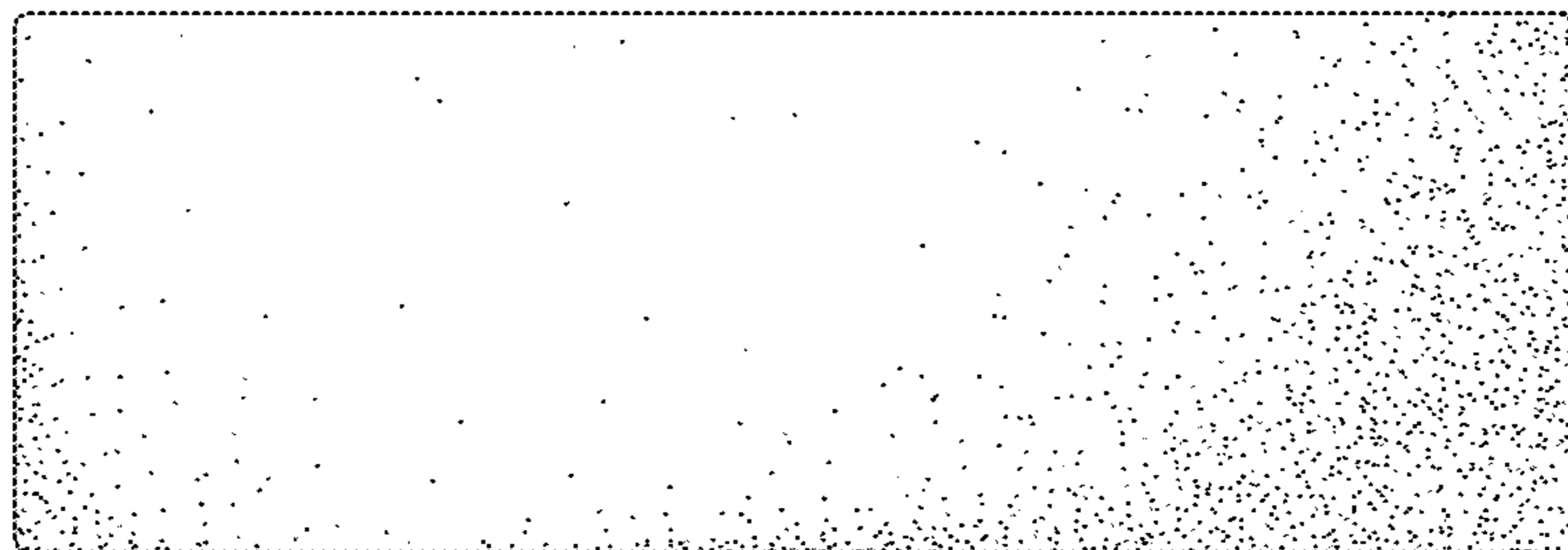


Fig. 5




Fig. 6

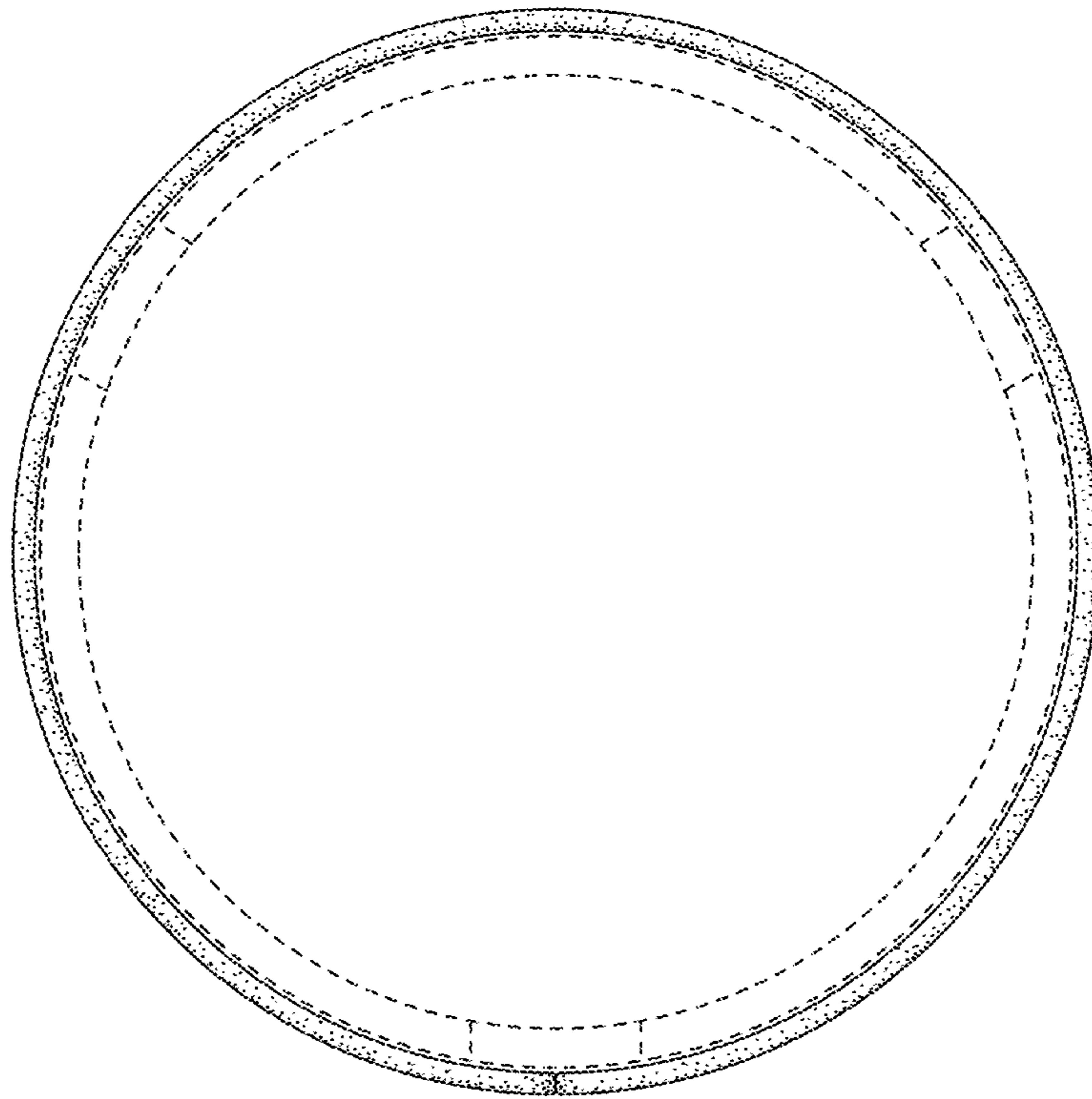


Fig. 7