



US00D821782S

(12) **United States Design Patent**  
**Turlick**

(10) **Patent No.:** **US D821,782 S**

(45) **Date of Patent:** **\*\* Jul. 3, 2018**

(54) **FOLDING BLANKET WITH POUCH**

(71) Applicant: **DK SELECTION, LLC**, Park Ridge,  
NJ (US)

(72) Inventor: **Kathy Turlick**, Park Ridge, NJ (US)

(\*\*) Term: **15 Years**

(21) Appl. No.: **29/563,655**

(22) Filed: **May 6, 2016**

(51) **LOC (11) Cl.** ..... **06-13**

(52) **U.S. Cl.**  
USPC ..... **D6/603**

(58) **Field of Classification Search**  
USPC ..... D6/582-583, 587-592, 595-609,  
D6/617-622; D2/719  
CPC ..... A47G 9/00; A47G 2009/001; A47G  
2009/002; A47G 2009/003; A47G  
2009/005; A47G 2009/006; A47G 9/02;  
A47G 9/0215; A47G 9/0223; A47G  
9/023; A47G 9/0238; A47G 9/06; A47G  
9/062; A47G 9/066; A47G 9/068; A47G  
9/0248; A47G 9/08; A47G 9/04; A47G  
11/002; A47G 11/001; A47G 11/003  
See application file for complete search history.

(56) **References Cited**

U.S. PATENT DOCUMENTS

D292,461 S *	10/1987	Shuckman	15/222
D317,995 S *	7/1991	Crowley-McGregor	401/201
D341,285 S *	11/1993	Kraus	D6/608
D382,757 S *	8/1997	Vick	D6/608
D384,717 S *	10/1997	Hodges	D6/608
D389,362 S *	1/1998	Boulatian	5/419
D461,989 S *	8/2002	Sandbeck	D6/595
D512,259 S *	12/2005	Mitchell	D6/608

D587,952 S *	3/2009	Skipper	D6/595
D589,252 S *	3/2009	Grosser	D3/233
D658,422 S *	5/2012	Mandell	D6/608
D713,657 S *	9/2014	McNett	D6/608
D740,055 S *	10/2015	Dodda	D6/608
D740,590 S *	10/2015	Obrentz	D6/582
D757,462 S *	5/2016	Mathews	D6/608
D771,978 S *	11/2016	McCullough, Jr.	D6/603
D793,771 S *	8/2017	Shea	D6/608
2005/0186016 A1 *	8/2005	O'Brie	A47K 7/03 401/201
2011/0268930 A1 *	11/2011	Christensen	A47G 9/062 428/192

\* cited by examiner

*Primary Examiner* — Mary Ann Calabrese  
*Assistant Examiner* — Jennifer L Rempfer

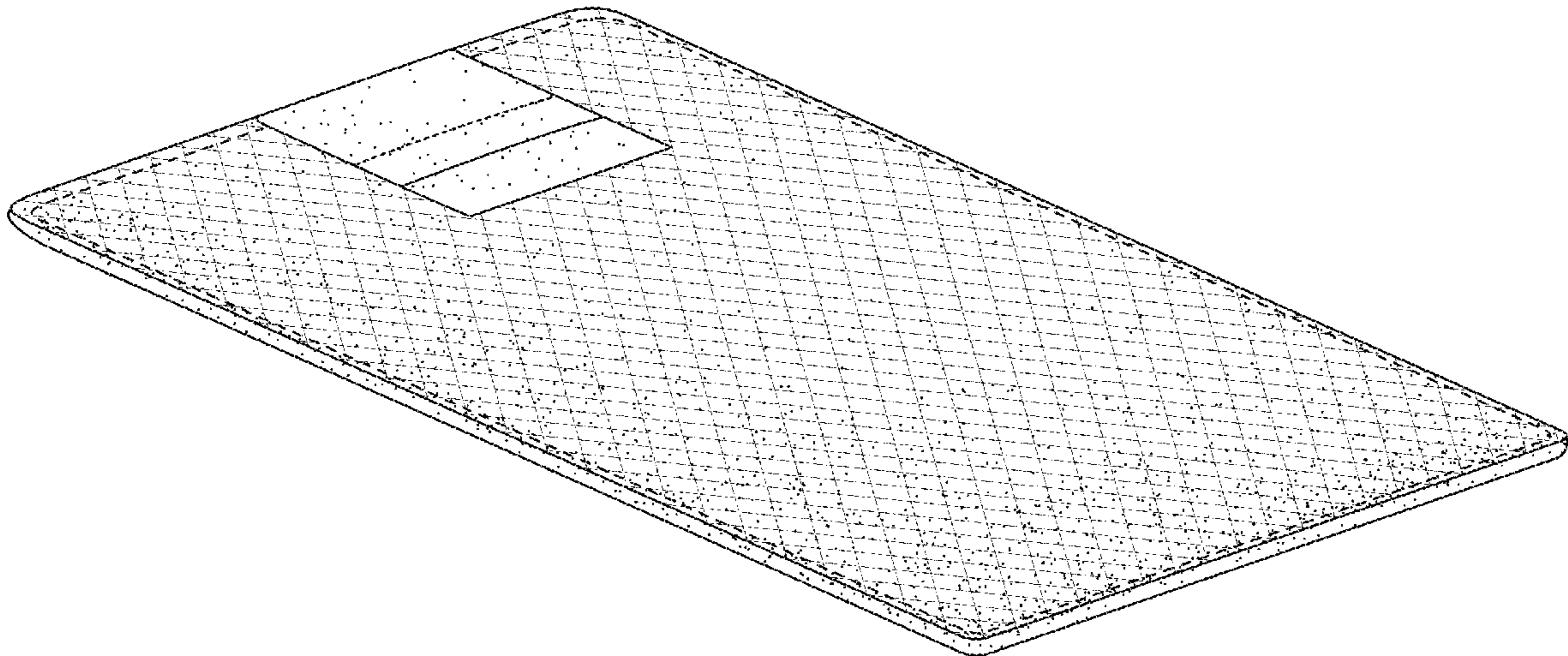
(57) **CLAIM**

The ornamental design for a folding blanket with pouch, as shown and described.

**DESCRIPTION**

FIG. 1 is a perspective view of a new and ornamental design for a folding blanket with pouch;  
FIG. 2 is a top plan thereof;  
FIG. 3 is a bottom plan thereof;  
FIG. 4 is a left side view thereof;  
FIG. 5 is a right side view thereof;  
FIG. 6 is a front view thereof;  
FIG. 7 is a rear view thereof;  
FIG. 8 is a front view of the folding blanket folded into the pouch; and,  
FIG. 9 is a rear view of the folding blanket folded into the pouch.  
The broken lines represent stitching.

**1 Claim, 7 Drawing Sheets**



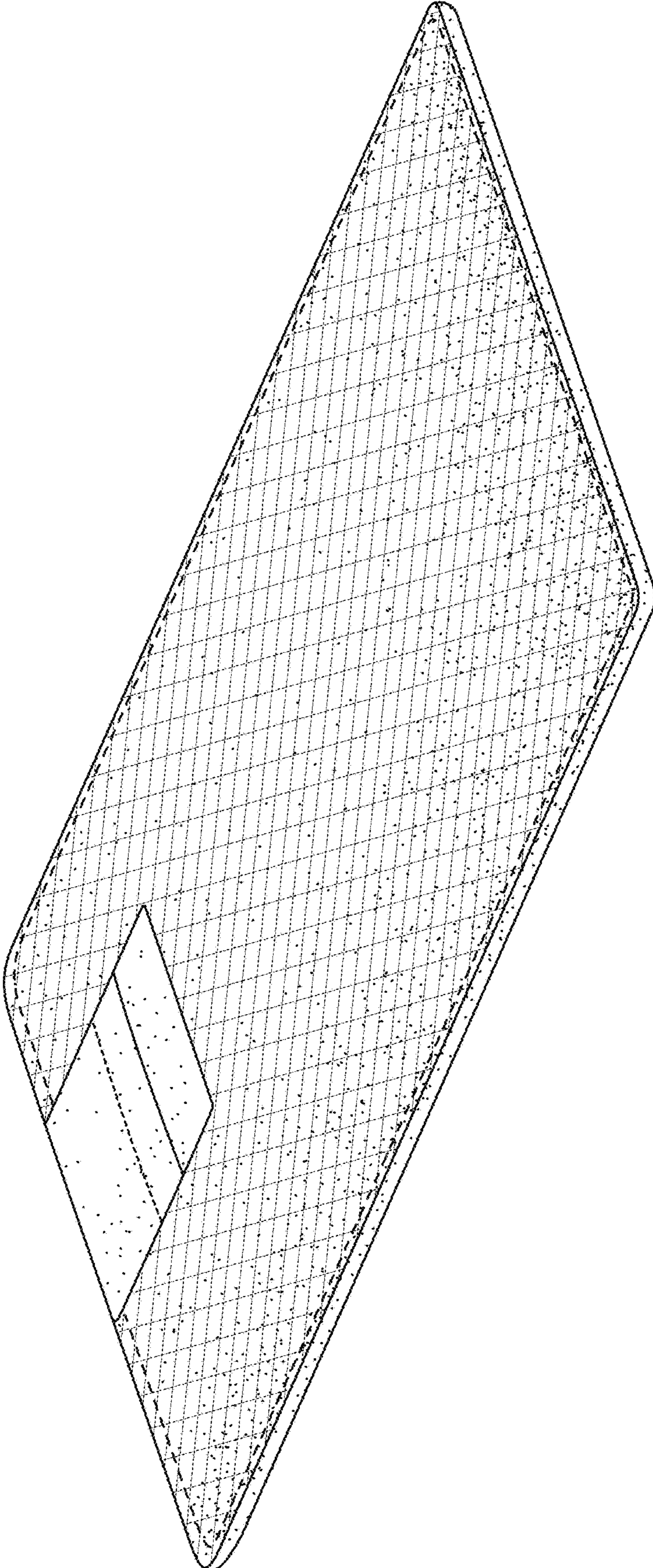


FIG. 1




FIG. 2




FIG. 3



FIG. 4



FIG. 5



FIG. 6



FIG. 7

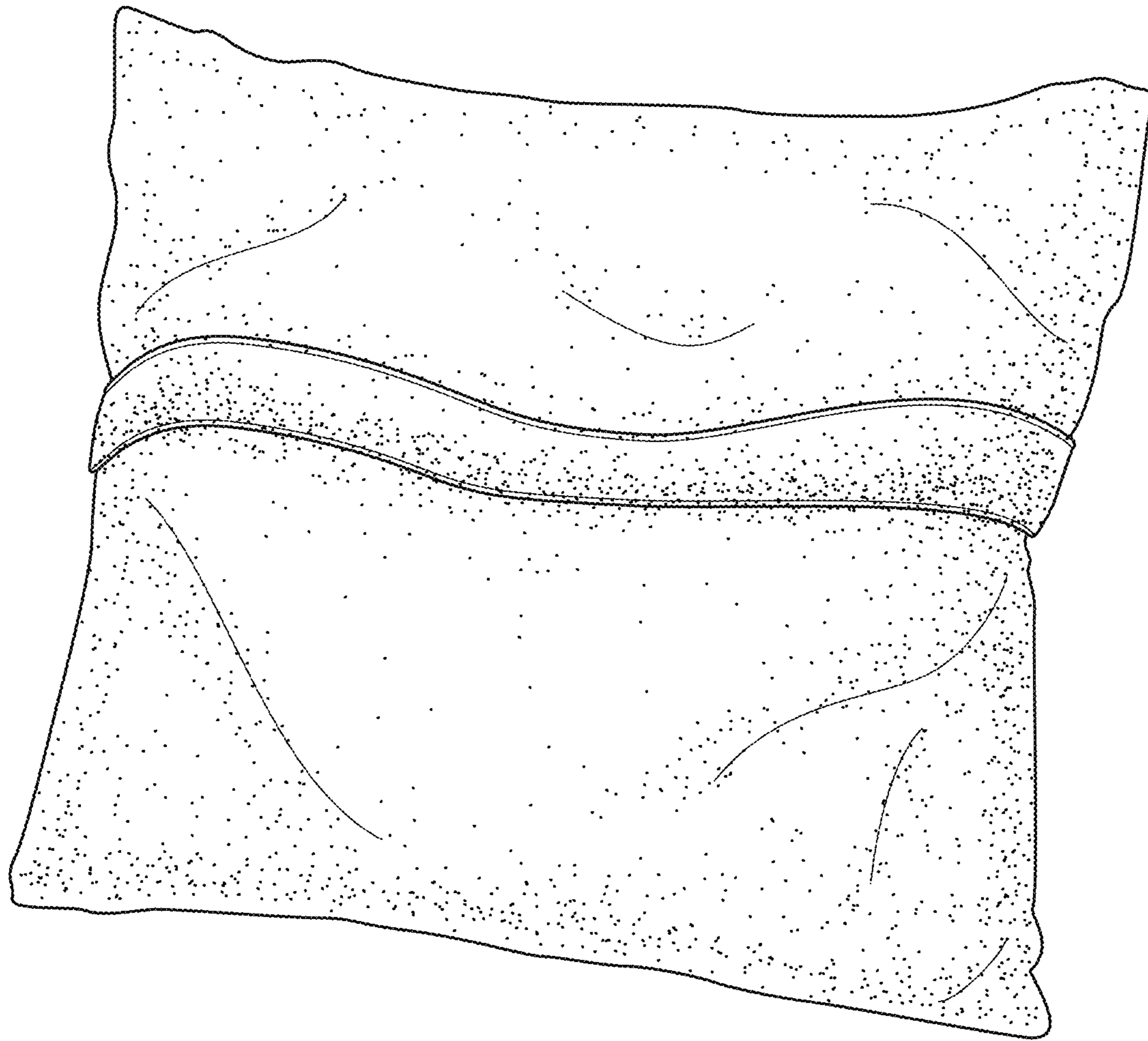


FIG. 8

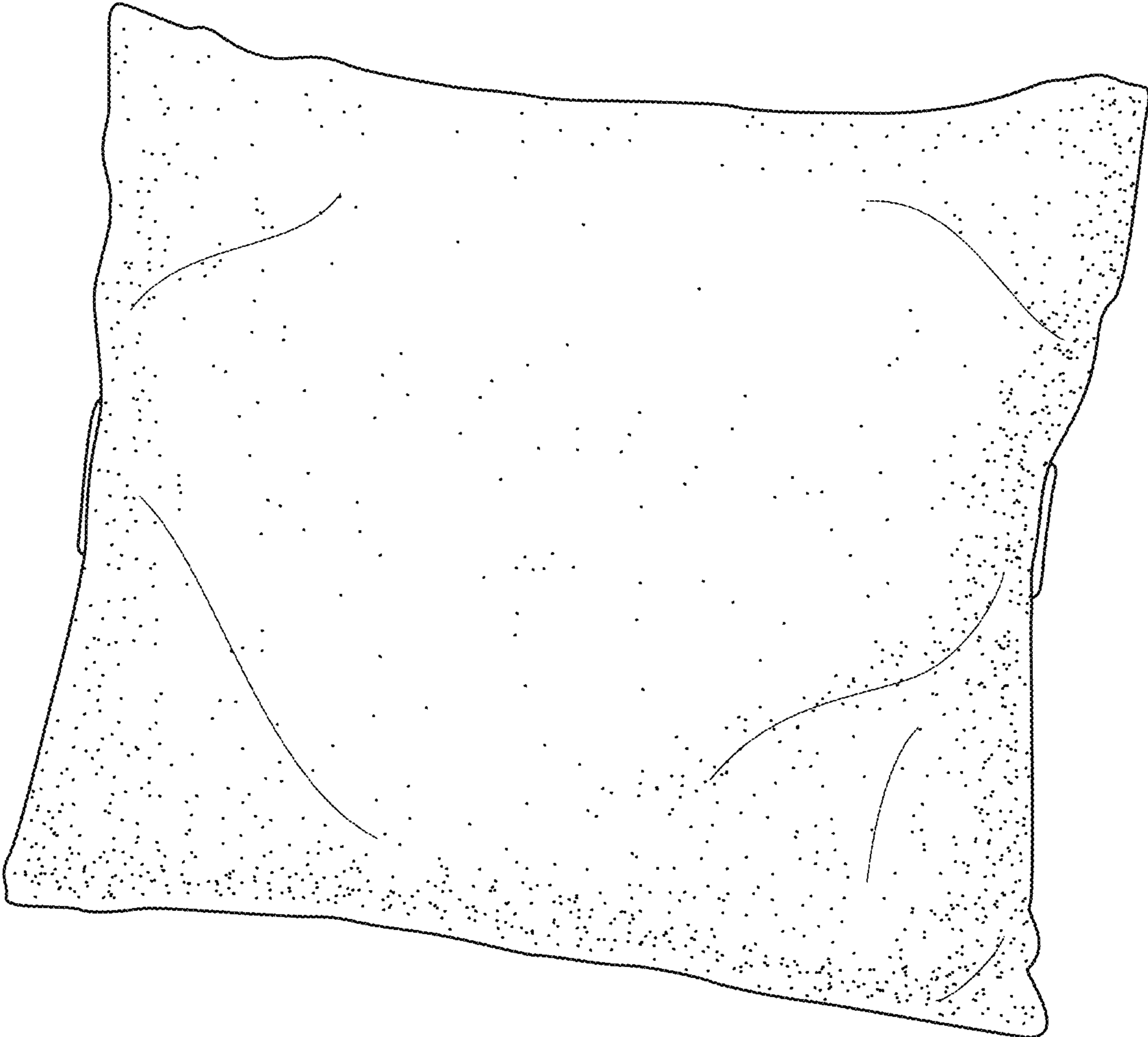


FIG. 9