



US00D821770S

(12) **United States Design Patent** (10) **Patent No.:** **US D821,770 S**
Dassen et al. (45) **Date of Patent:** **** Jul. 3, 2018**

(54) **CHAIR**
(71) Applicant: **Haworth, Inc.**, Holland, MI (US)
(72) Inventors: **Arne Dassen**, Holland, MI (US); **Peng Zhan**, Grand Rapids, MI (US); **Rodger Eich**, Holland, MI (US)
(73) Assignee: **Haworth, Inc.**, Holland, MI (US)
(**) Term: **15 Years**
(21) Appl. No.: **29/584,131**

D528,813 S * 9/2006 Sienkowski D6/360
D536,548 S * 2/2007 Peitz D6/374
D540,558 S * 4/2007 Neil D6/376
D542,553 S * 5/2007 Peitz D6/374
D555,379 S * 11/2007 Ziliani D6/375
D578,790 S * 10/2008 Ciani D6/380
D593,336 S * 6/2009 Ciani D6/374
D596,865 S * 7/2009 Bergmann D6/369
D596,870 S * 7/2009 Massaud D6/369
D604,519 S 11/2009 Beckley et al.
D615,782 S 5/2010 Beckley et al.
D637,426 S * 5/2011 Muller D6/716
D646,076 S * 10/2011 Levy D6/375
D647,719 S * 11/2011 Kubryk D6/374
D661,918 S * 6/2012 Ciani D6/375

(Continued)

(22) Filed: **Nov. 11, 2016**
(51) **LOC (11) Cl.** **06-01**
(52) **U.S. Cl.**
USPC **D6/375**
(58) **Field of Classification Search**
USPC D6/334-336, 374, 375, 379, 380, 716,
D6/716.1, 716.2, 716.3
CPC A47C 3/04; A47C 4/02; A47C 4/03; A47C
4/06; A47C 4/028; A47C 7/16; A47C
7/18; A47C 7/24
See application file for complete search history.

Primary Examiner — David G Muller
Assistant Examiner — Nathan M Johnston
(74) *Attorney, Agent, or Firm* — Warner Norcross & Judd
LLP

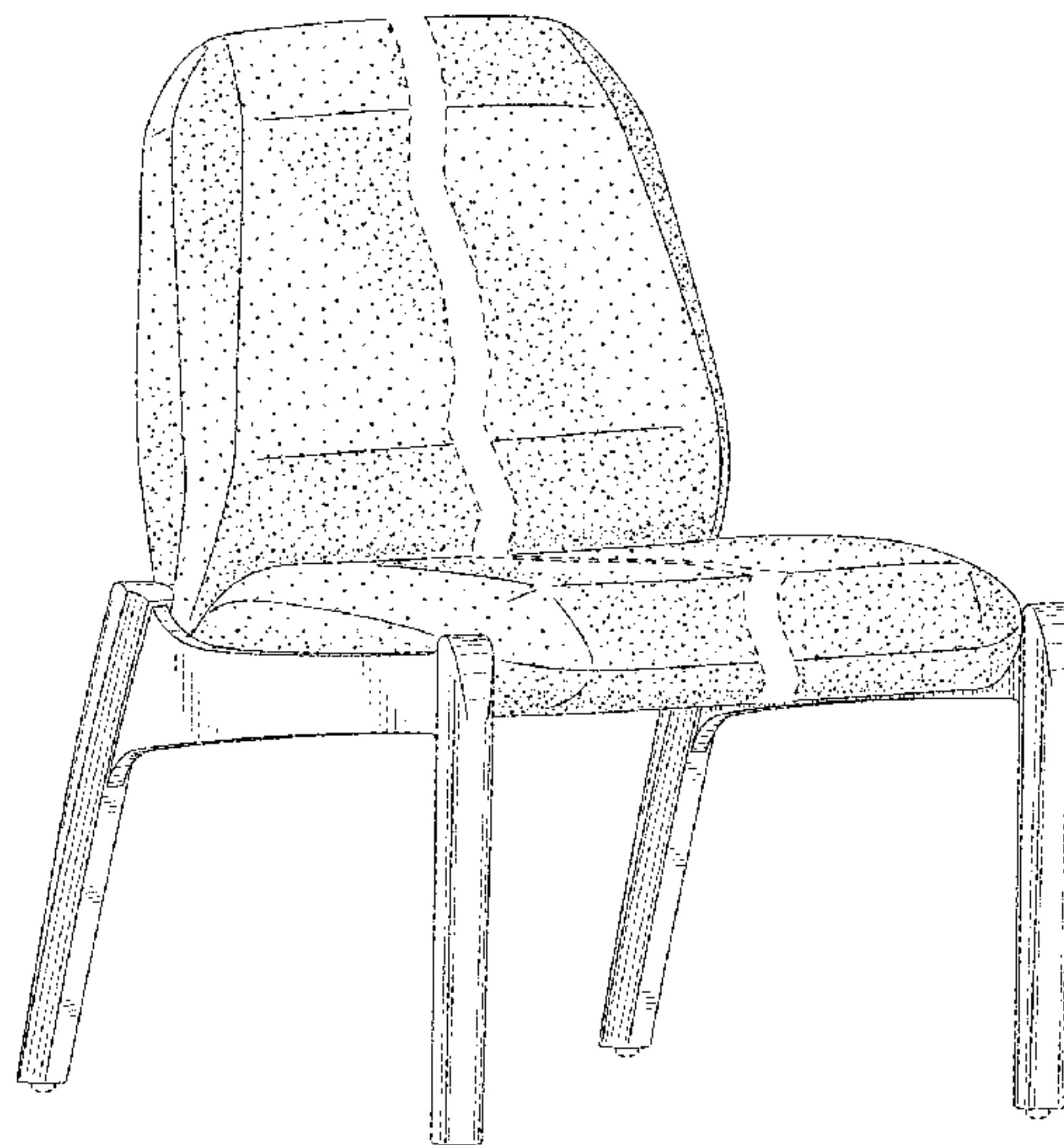
(57) **CLAIM**
The ornamental design for a chair, as shown and described.

DESCRIPTION

FIG. 1 is a front perspective view of the chair embodying the new design;
FIG. 2 is a right side elevation view thereof, the left side being a mirror image thereof;
FIG. 3 is a front elevation view thereof;
FIG. 4 is a rear elevation view thereof;
FIG. 5 is a top plan view thereof; and,
FIG. 6 is a bottom plan view thereof.
FIGS. 1-4 and 6 show portions of a chair in broken lines. The portions shown in broken lines are for environmental purposes only and form no part of the claimed design. The chair is shown with a symbolic break in its width. The appearance of any portion of the article between the break lines forms no part of the claimed design.

1 Claim, 6 Drawing Sheets

(56) **References Cited**
U.S. PATENT DOCUMENTS
D230,543 S * 3/1974 McDermott D6/375
D256,970 S * 9/1980 Cassina D6/334
D261,580 S * 11/1981 Aulenti D6/334
D357,594 S * 4/1995 Kellen D6/374
D358,077 S * 5/1995 Hutton D6/334
D370,360 S * 6/1996 Fewchuk D6/374
D401,769 S * 12/1998 Kaiser D6/334
D421,344 S * 3/2000 Kaiser D6/334
D432,321 S * 10/2000 Buehler D6/334
D473,407 S * 4/2003 Ross D6/375
D483,577 S * 12/2003 Rietz D6/336
D502,014 S * 2/2005 Kaiser D6/334
D512,237 S * 12/2005 Messier D6/375



(56)

References Cited

U.S. PATENT DOCUMENTS

D679,515 S *	4/2013	Hsu	D6/374
D689,295 S *	9/2013	Schweikarth	D6/374
D693,139 S *	11/2013	Darrow	D6/374
D697,734 S *	1/2014	Kubryk	D6/374
D699,494 S *	2/2014	Kac-Yuglich	D6/716
D715,573 S *	10/2014	Lloyd	D6/375
D728,959 S *	5/2015	Lievore	D6/375
D729,538 S *	5/2015	Kotilainen	D6/375
D736,534 S *	8/2015	Stania	D6/374
D762,999 S *	8/2016	Huang	D6/375
D766,005 S *	9/2016	Ciani	D6/374
D770,794 S *	11/2016	Hayon	D6/375
2015/0044429 A1 *	2/2015	Haimoff	B29D 28/00 428/175

* cited by examiner

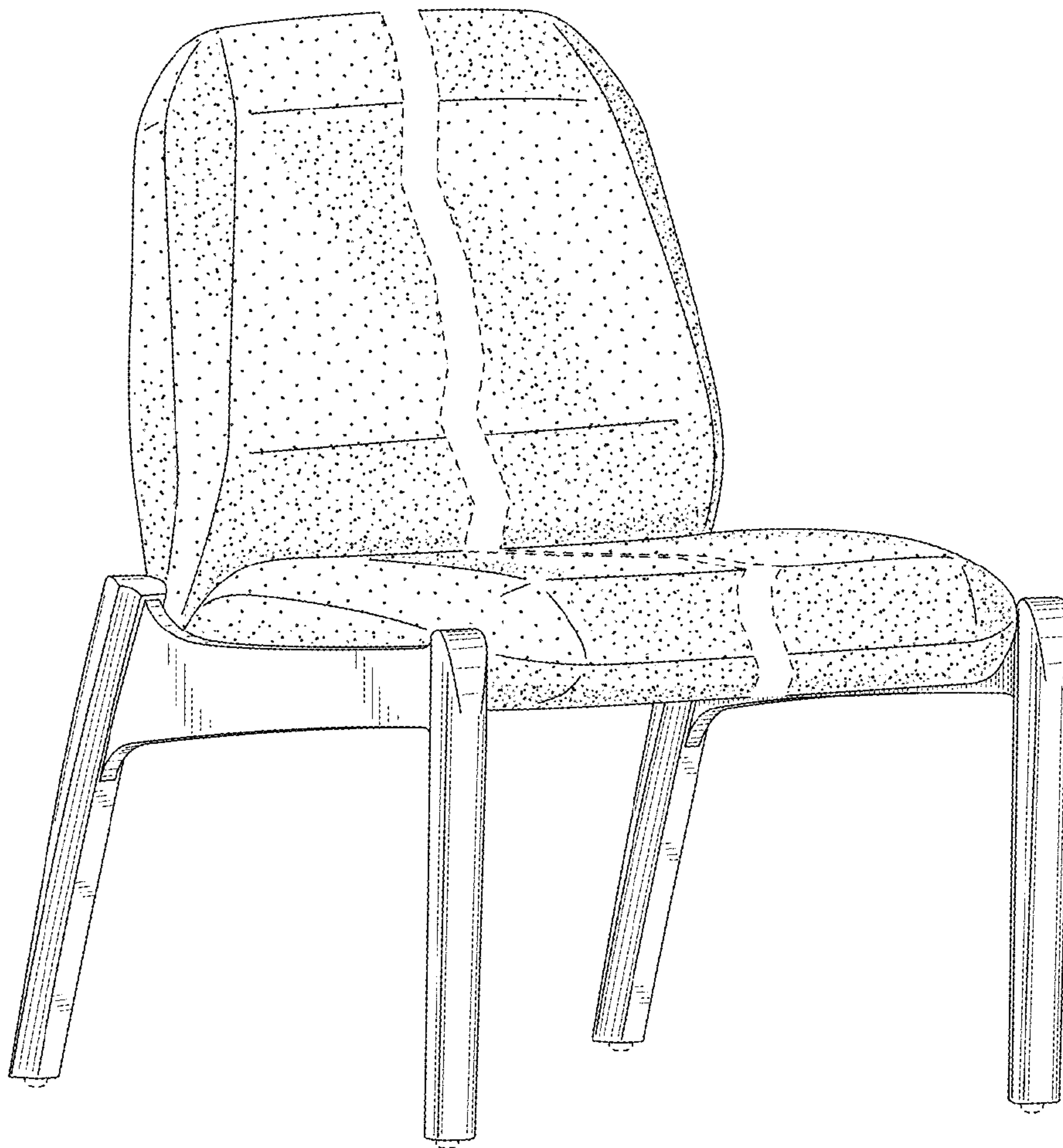


Fig. 1

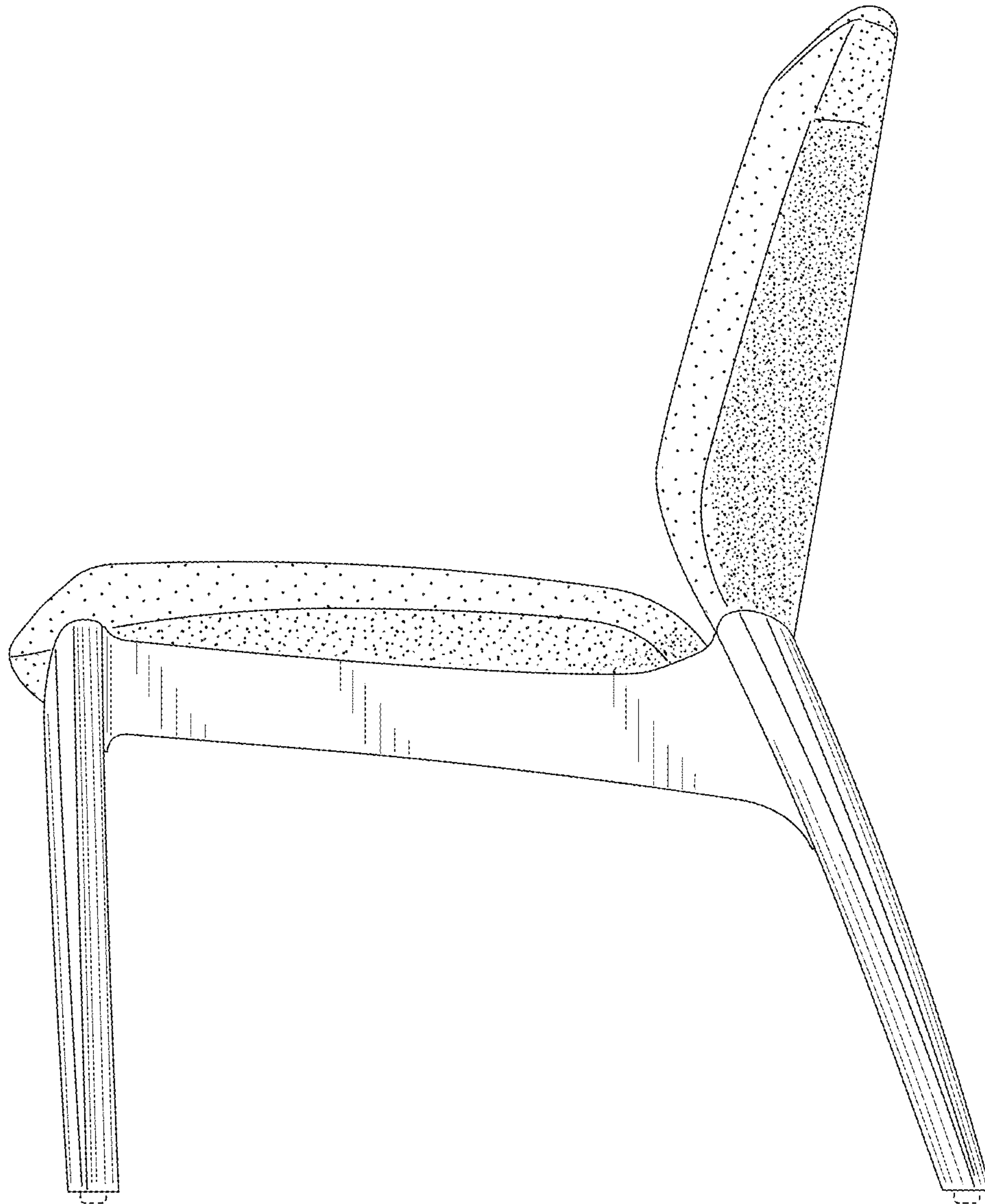


Fig. 2

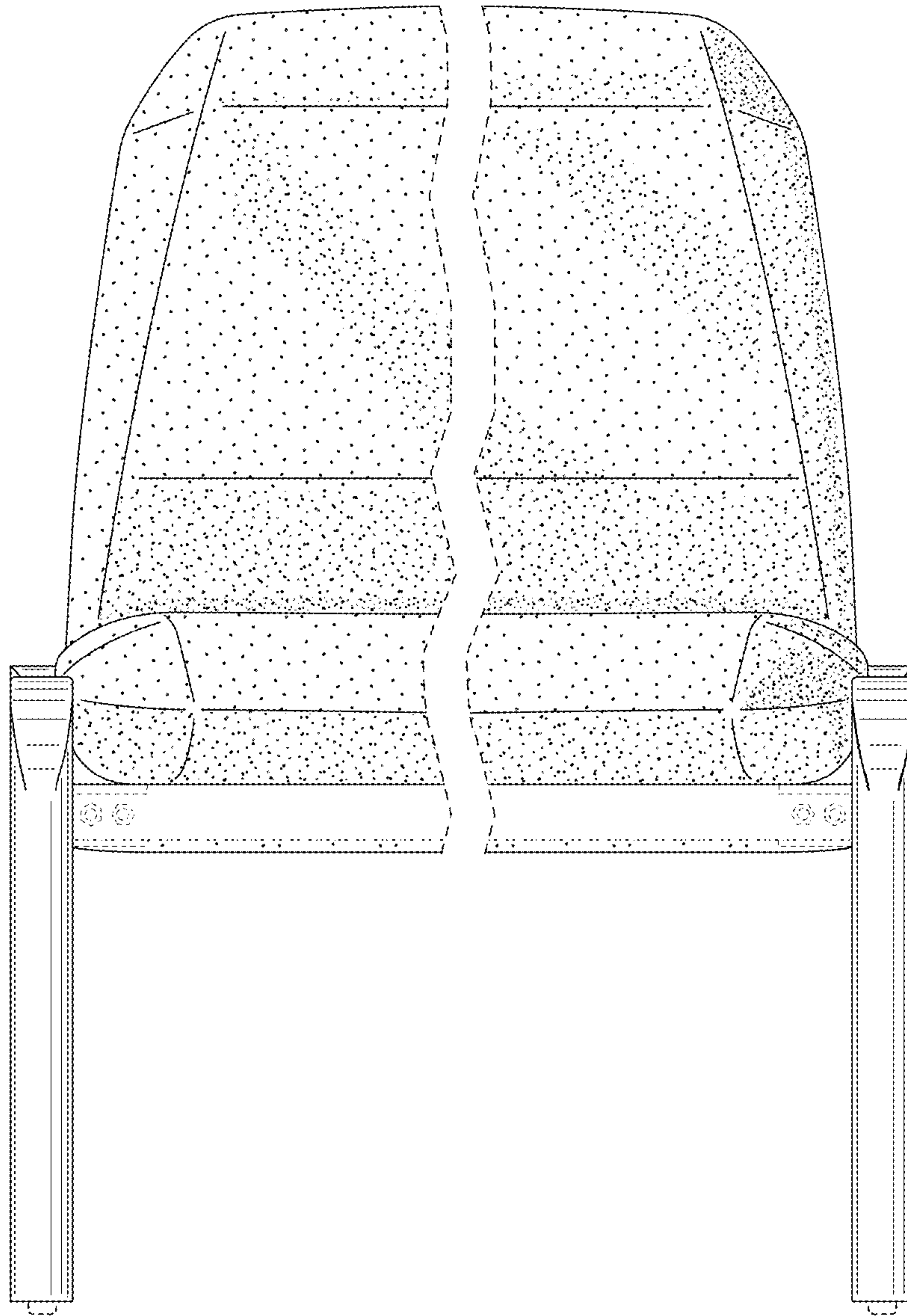


Fig. 3

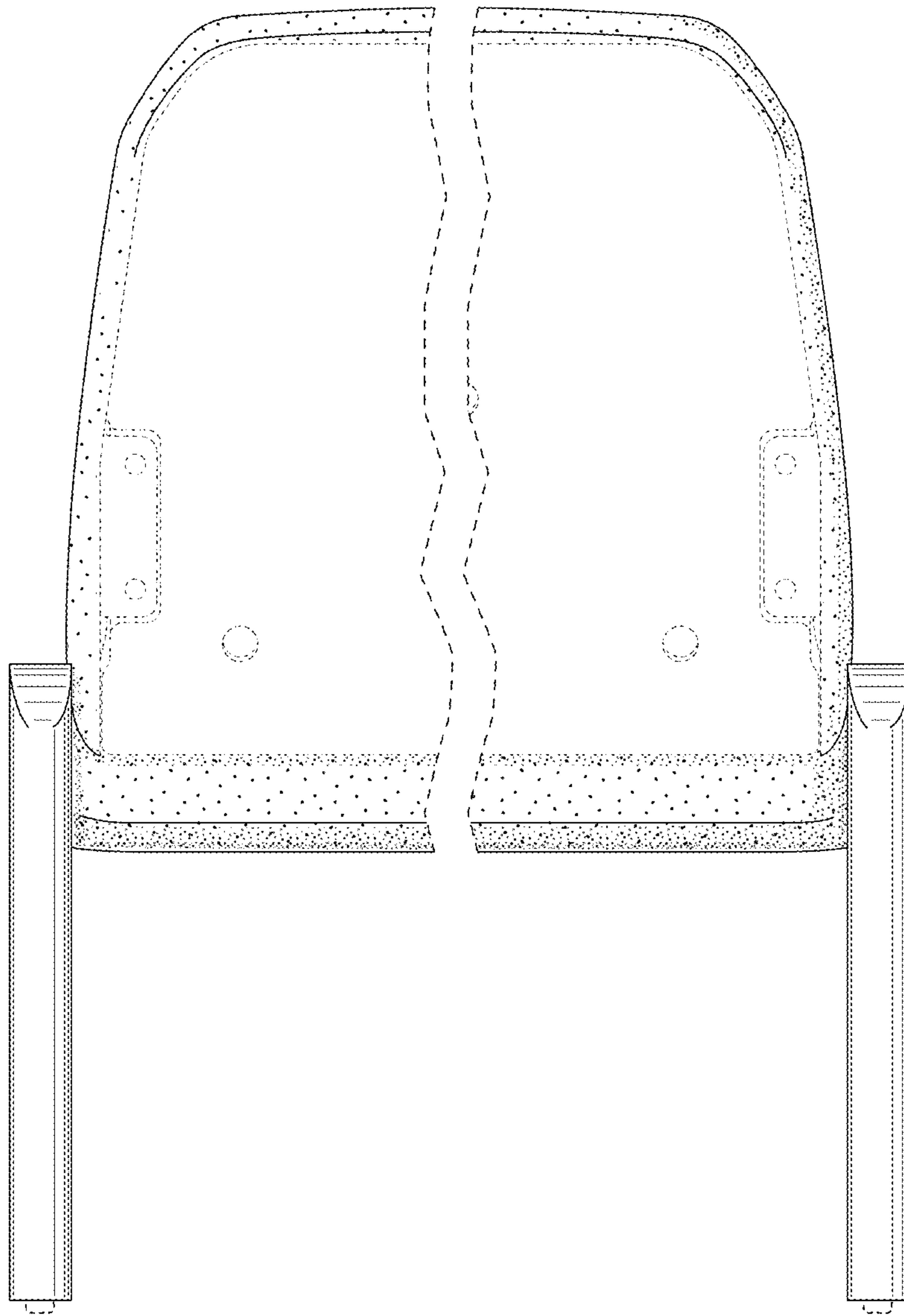


Fig. 4

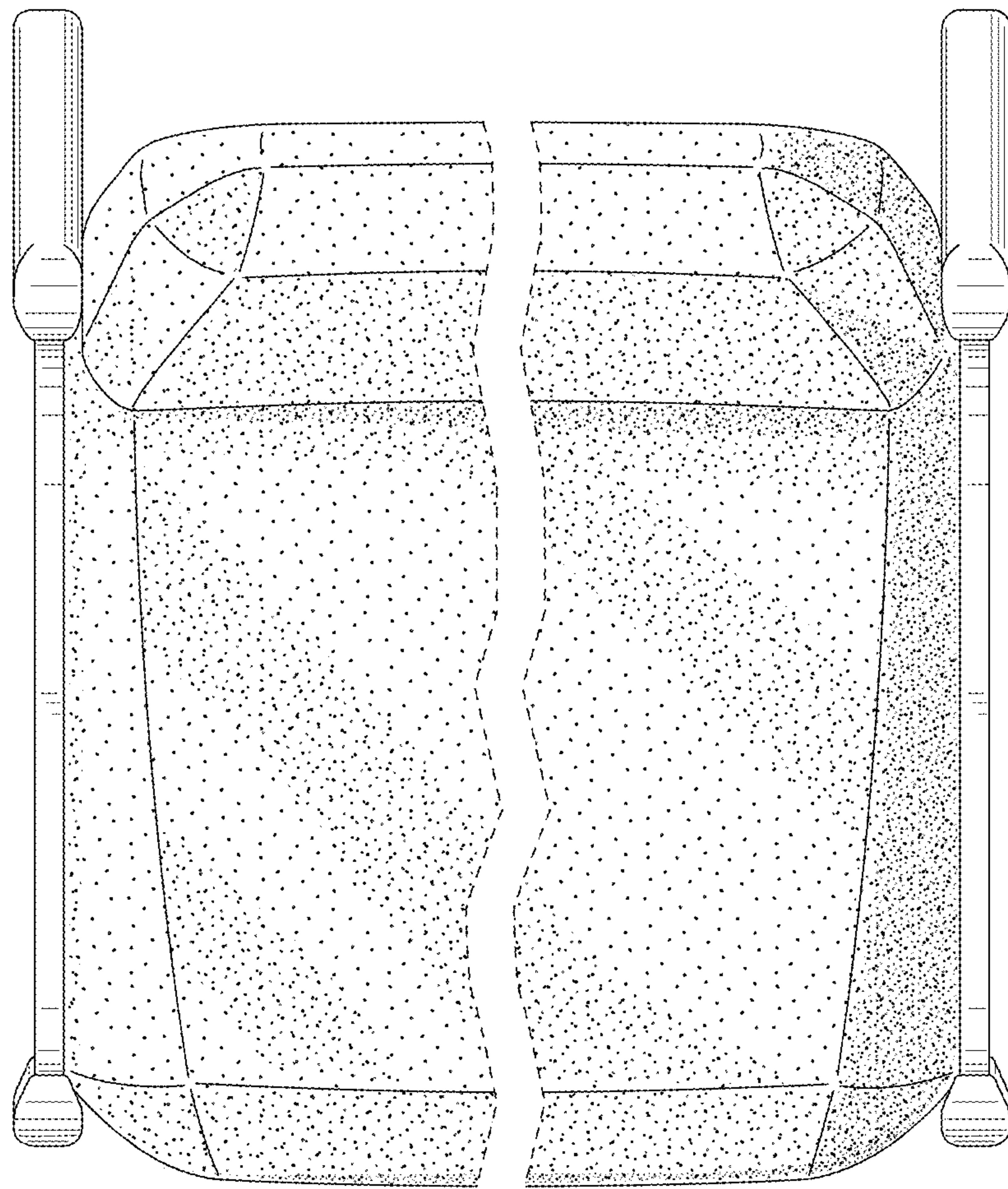


Fig. 5

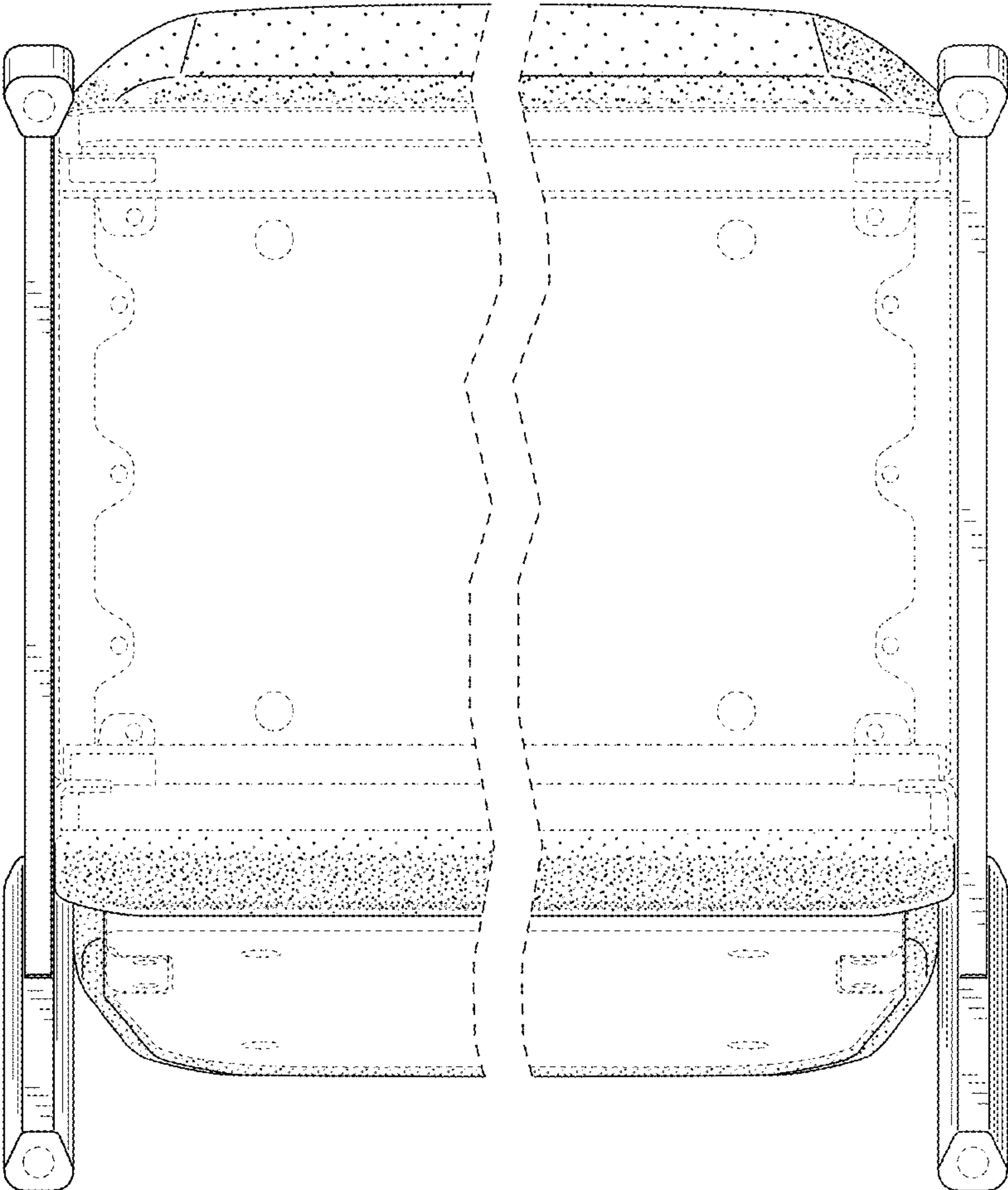


Fig. 6