



US00D821766S

(12) **United States Design Patent** (10) **Patent No.:** **US D821,766 S**  
**Petrucelli** (45) **Date of Patent:** **\*\* Jul. 3, 2018**

(54) **BEAUTY SALON CHAIR**  
(71) Applicant: **P.S. Pibbs, Inc.**, Flushing, NY (US)  
(72) Inventor: **Giulio Petrucelli**, Flushing, NY (US)  
(73) Assignee: **P.S. PIBBS, INC.**, Flushing, NY (US)  
(\*\*) Term: **15 Years**  
(21) Appl. No.: **29/556,910**  
(22) Filed: **Mar. 4, 2016**  
(51) **LOC (11) Cl.** ..... **06-01**  
(52) **U.S. Cl.**  
USPC ..... **D6/366**  
(58) **Field of Classification Search**  
USPC ..... D6/334-336, 360-381, 388, 716,  
D6/716.1-716.4  
CPC .... A47C 1/00; A47C 4/02; A47C 4/03; A47C  
4/04; A47C 7/021; A47C 7/18  
See application file for complete search history.

D698,590 S \* 2/2014 Nakamura ..... D6/366  
D708,466 S \* 7/2014 Massaud ..... D6/716  
D717,555 S \* 11/2014 Massaud ..... D6/364  
D724,339 S \* 3/2015 Cai ..... D6/356  
D751,312 S \* 3/2016 Parker ..... D6/366  
D758,748 S \* 6/2016 Lade ..... D6/365  
9,376,037 B1 \* 6/2016 Mattarocci ..... B60N 2/265  
2009/0174235 A1 \* 7/2009 Olsen ..... B60N 2/206  
297/183.5  
2014/0077429 A1 \* 3/2014 Battey ..... F16F 1/041  
267/177

\* cited by examiner

*Primary Examiner* — David G Muller  
*Assistant Examiner* — Nathan M Johnston  
(74) *Attorney, Agent, or Firm* — Gerald E. Hespos;  
Michael J. Porco; Matthew T. Hespos

(57) **CLAIM**

The ornamental design for a beauty salon chair, as shown and described.

**DESCRIPTION**

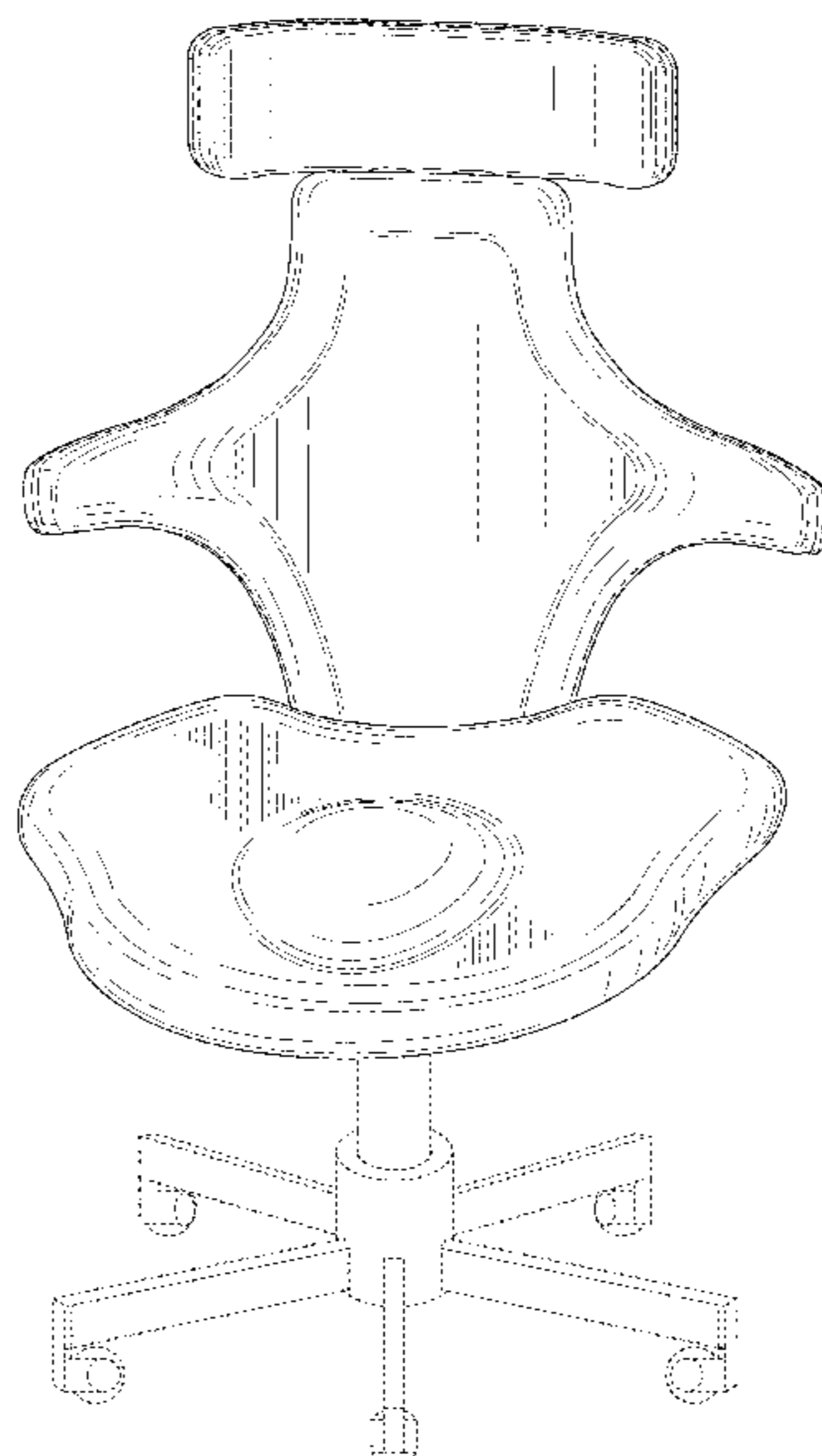
FIG. 1 is a perspective view of a beauty salon chair in accordance with my design;  
FIG. 2 is a front elevational view of the beauty salon chair of FIG. 1;  
FIG. 3 is a rear elevational view thereof;  
FIG. 4 is a left side elevational view thereof;  
FIG. 5 is a right side elevational view thereof;  
FIG. 6 is a top plan view thereof;  
FIG. 7 is a bottom plan view thereof; and,  
FIG. 8 is a perspective view similar to FIG. 1, but showing the head rest in an extended position.  
The broken lines showing the pedestal in FIGS. 1-8 depict environment and form no part of the claimed design. The broken lines having a narrow solid line extending there-through within the boundaries of the chair represent stitching which forms a part of the claimed design.

**1 Claim, 8 Drawing Sheets**

(56) **References Cited**

U.S. PATENT DOCUMENTS

D209,743 S \* 1/1968 Mulhauser ..... D6/366  
D265,699 S \* 8/1982 Lundgren ..... D6/334  
D317,534 S \* 6/1991 Hansel ..... D6/333  
D461,320 S \* 8/2002 Sher ..... D6/333  
D510,667 S \* 10/2005 Yamazaki ..... D6/356  
D527,556 S \* 9/2006 Kita ..... D6/366  
D528,832 S \* 9/2006 Shibata ..... D6/333  
D531,420 S \* 11/2006 Kita ..... D6/364  
D555,376 S \* 11/2007 Lade ..... D6/365  
D558,468 S \* 1/2008 Lade ..... D6/334  
D562,581 S \* 2/2008 Marin ..... D6/369  
D597,347 S \* 8/2009 Lee ..... D6/716  
D635,373 S \* 4/2011 Lieberman ..... D6/335  
D646,496 S \* 10/2011 Fukasawa ..... D6/364  
D676,690 S \* 2/2013 Pheasant ..... D6/716.4  
D680,223 S \* 4/2013 Jamison ..... D24/178  
D689,707 S \* 9/2013 Mo ..... D6/366



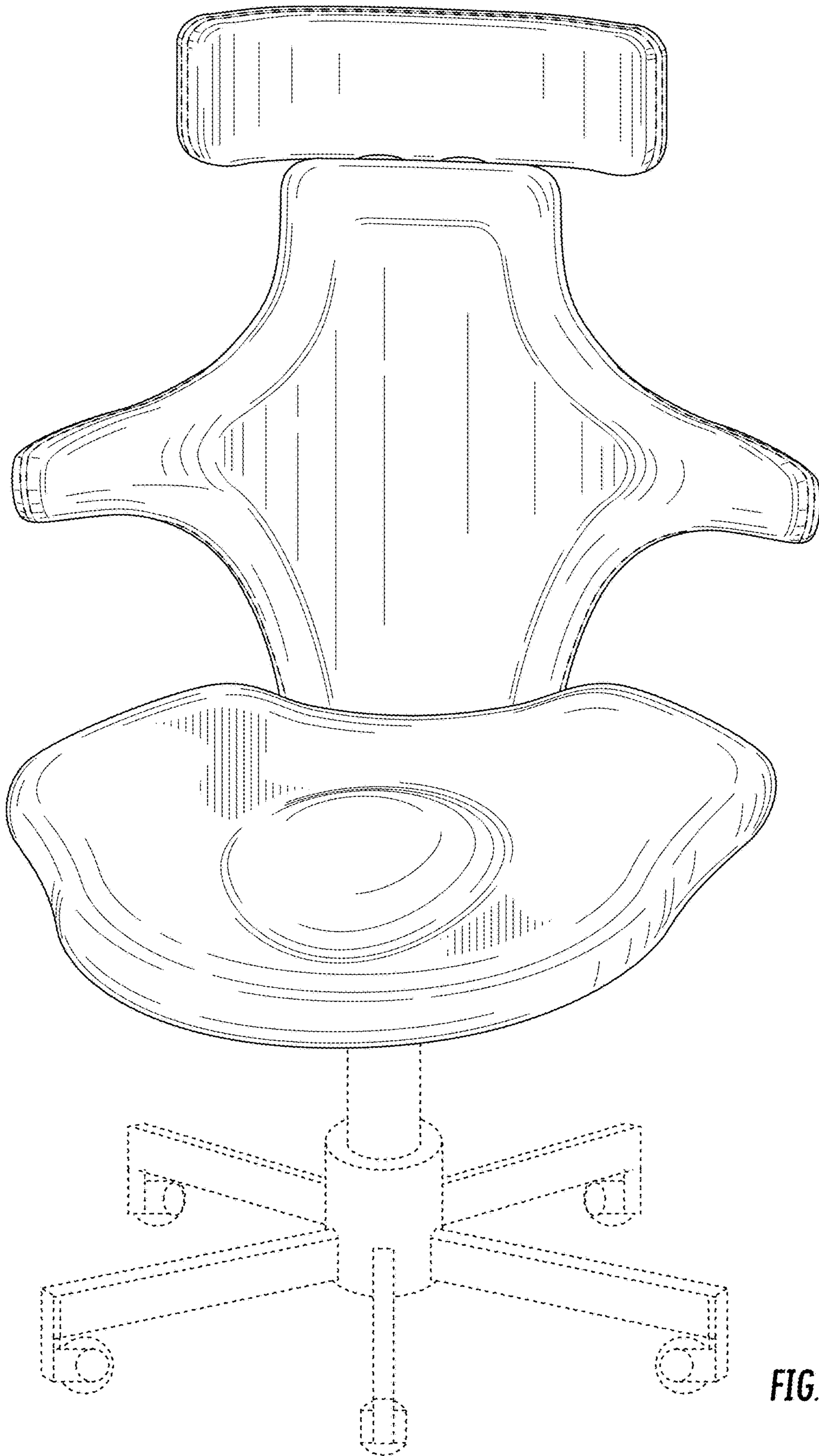


FIG. 1

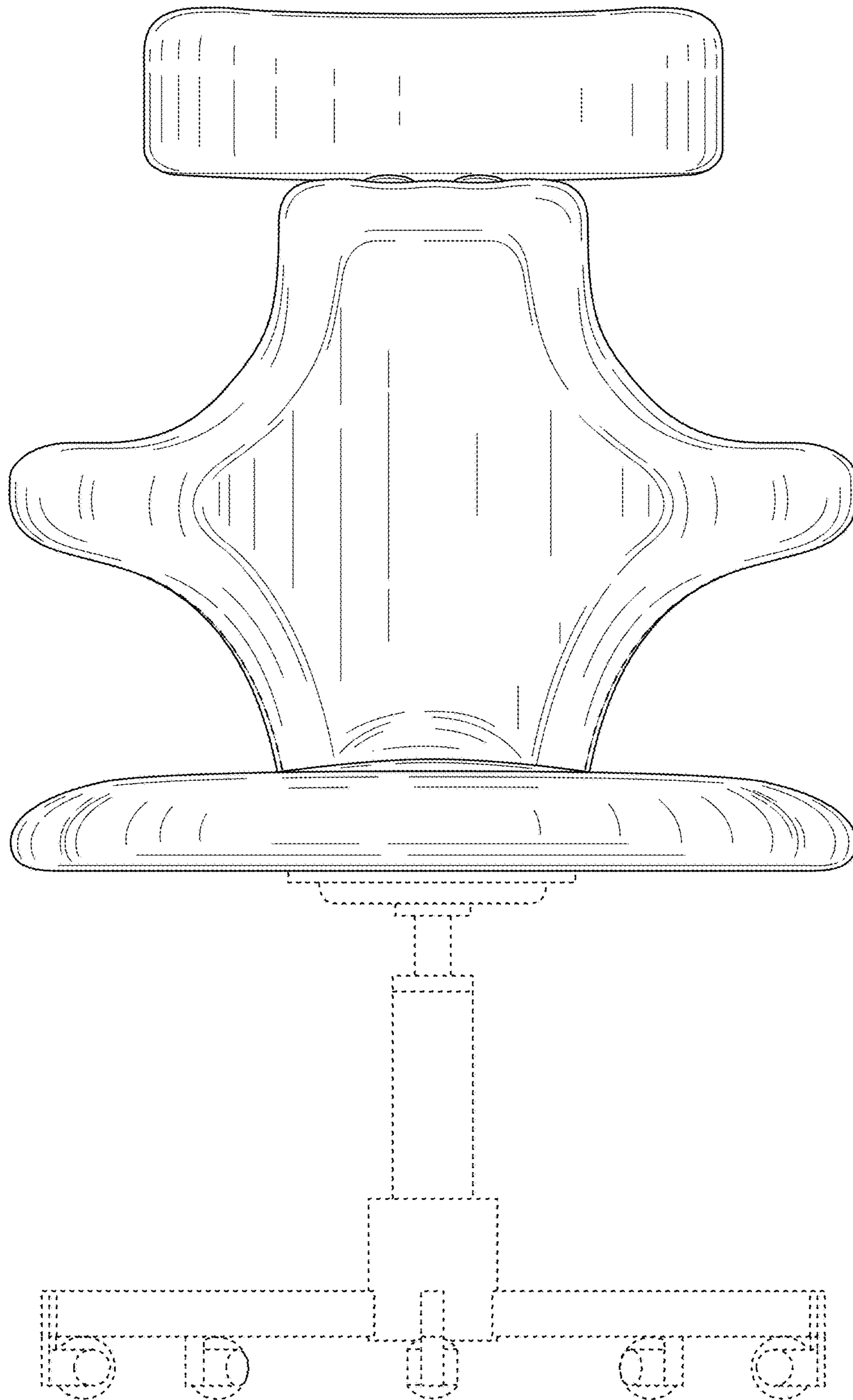


FIG. 2



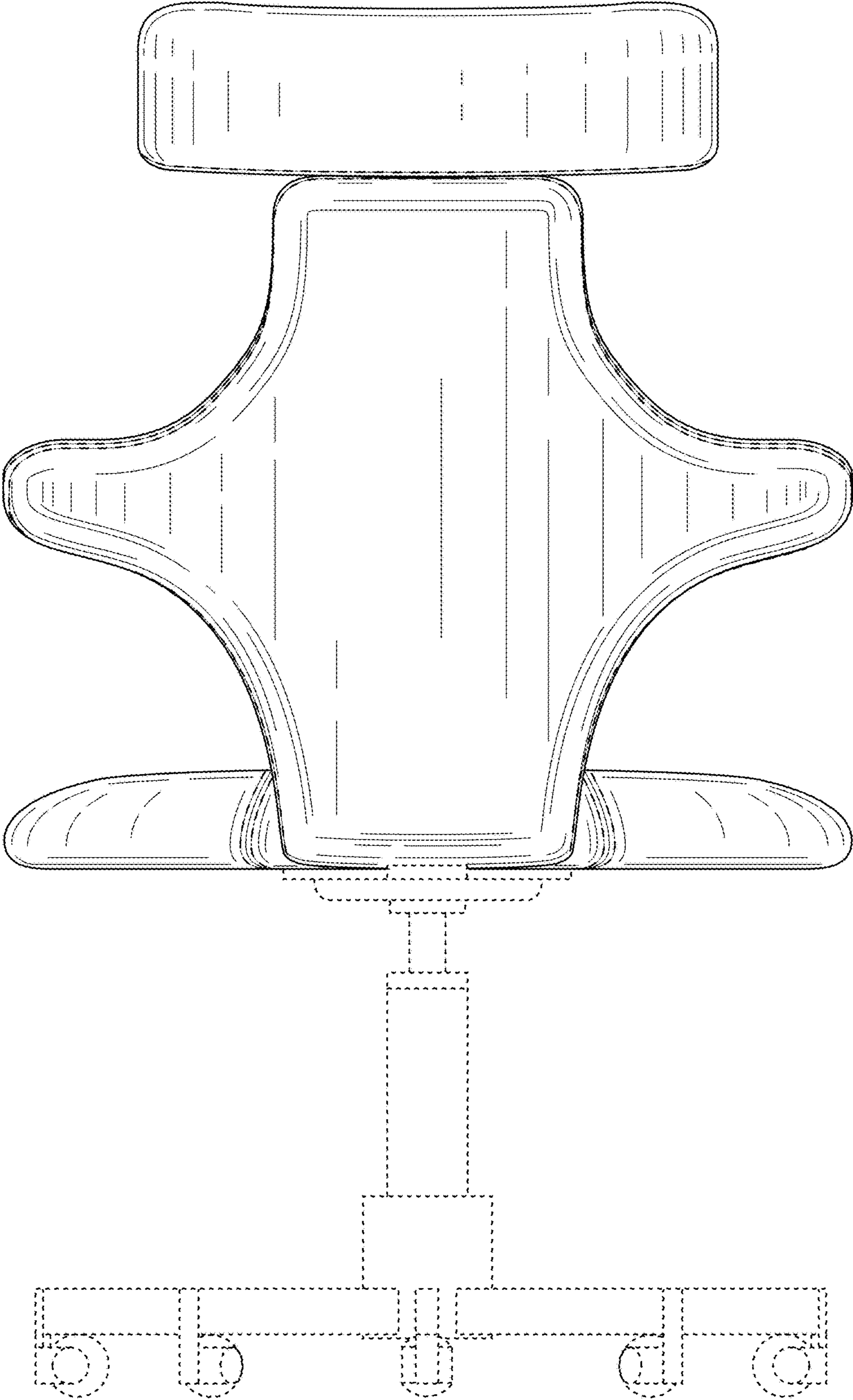


FIG. 3

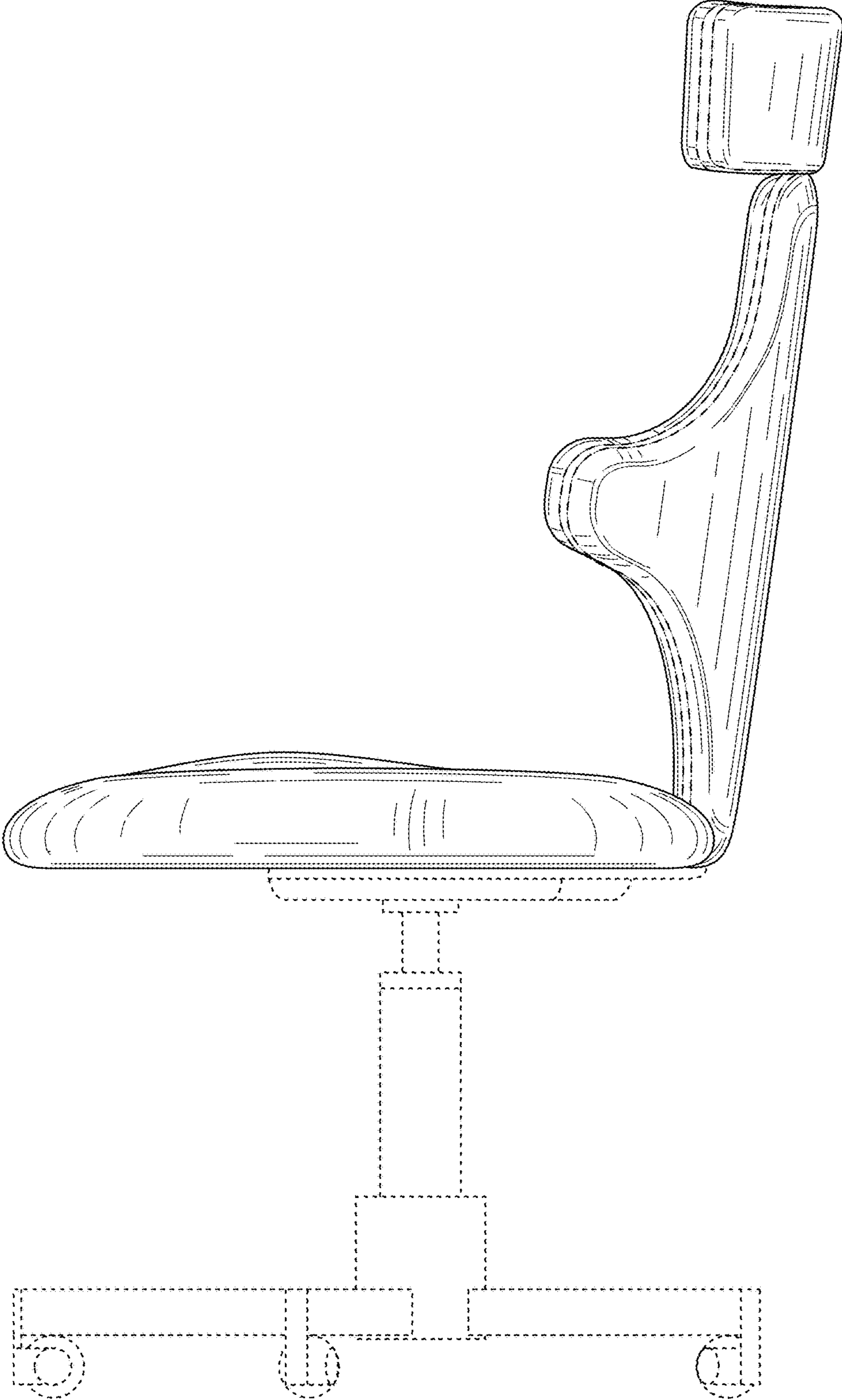


FIG. 4

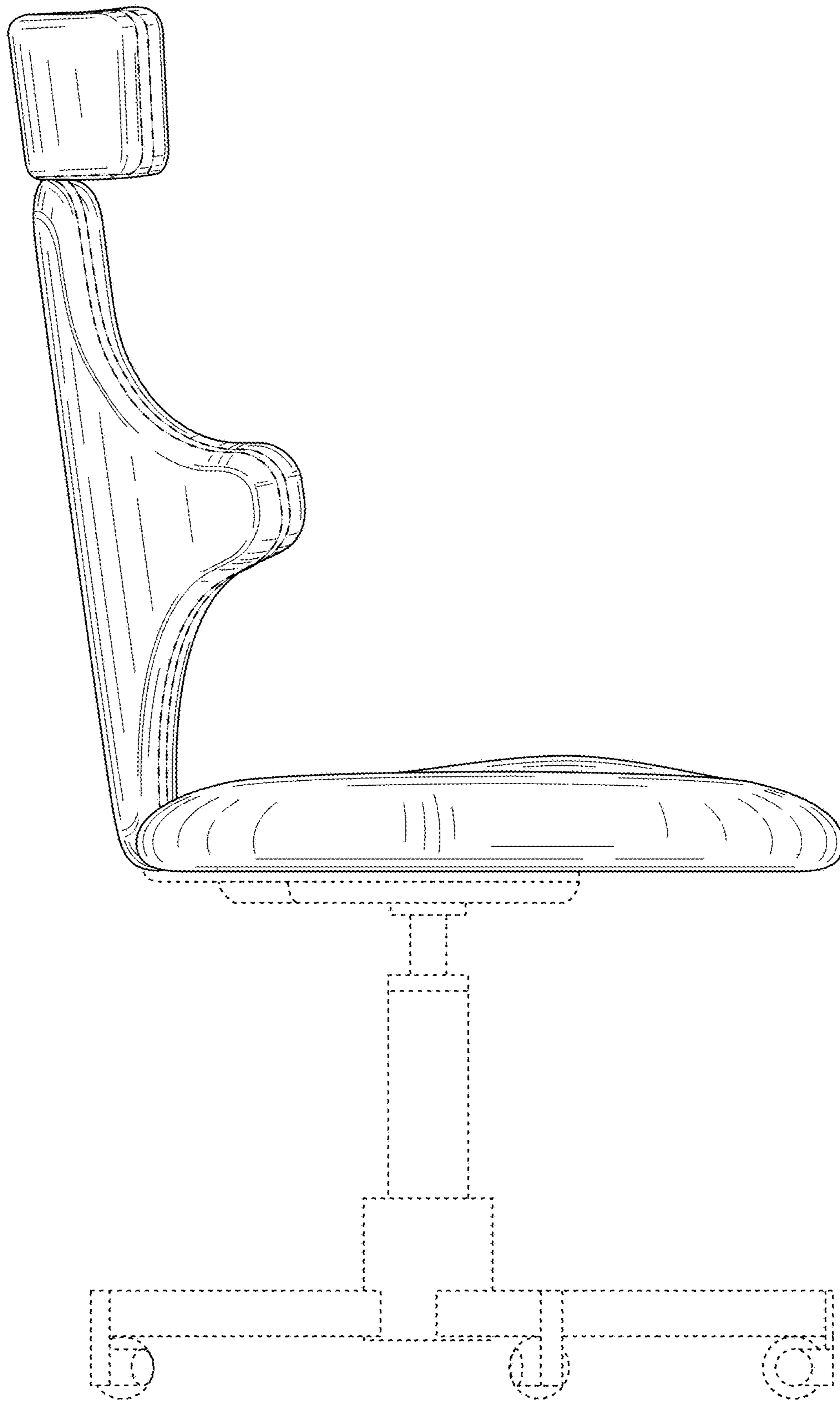
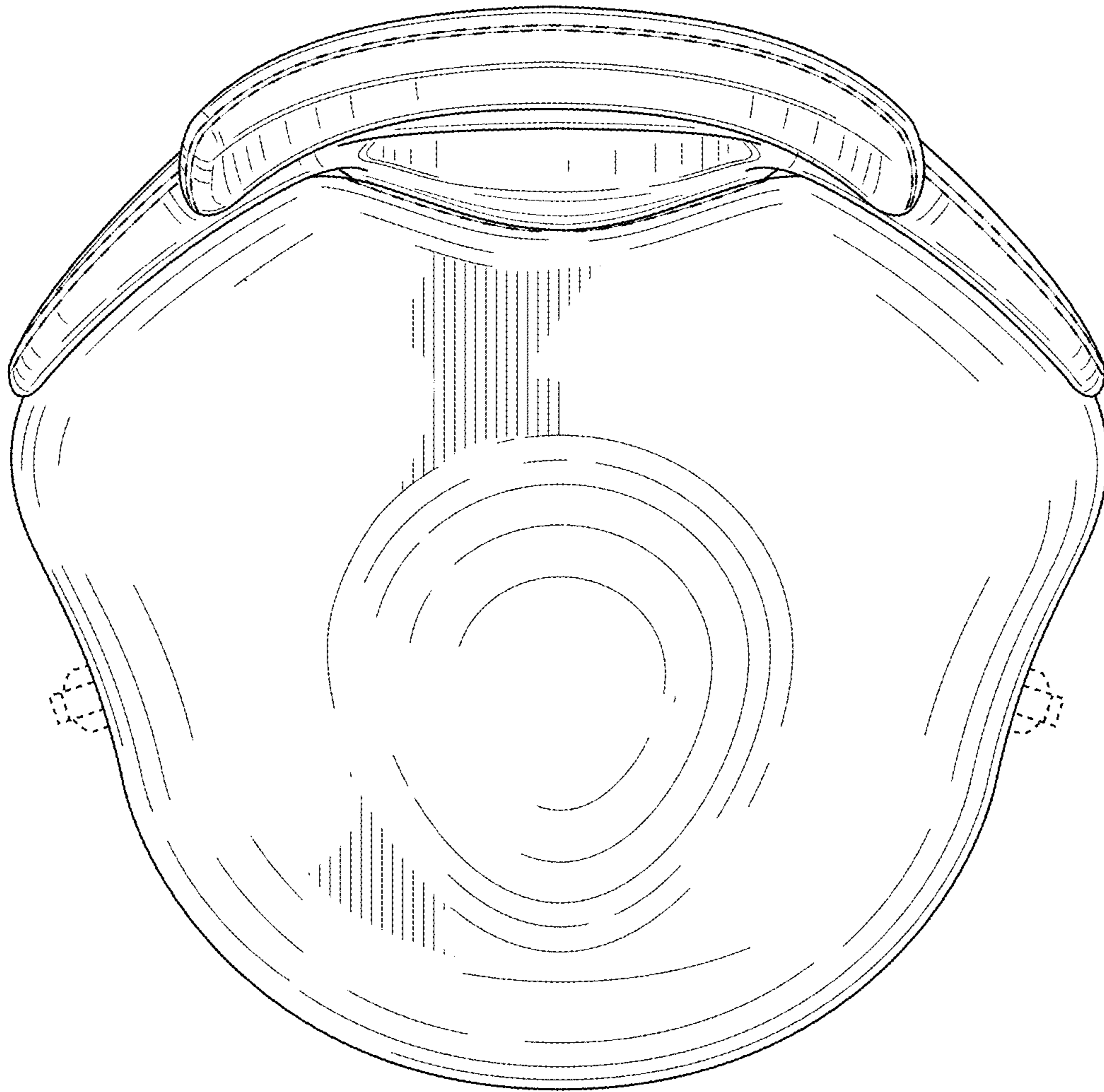


FIG. 5



**FIG. 6**

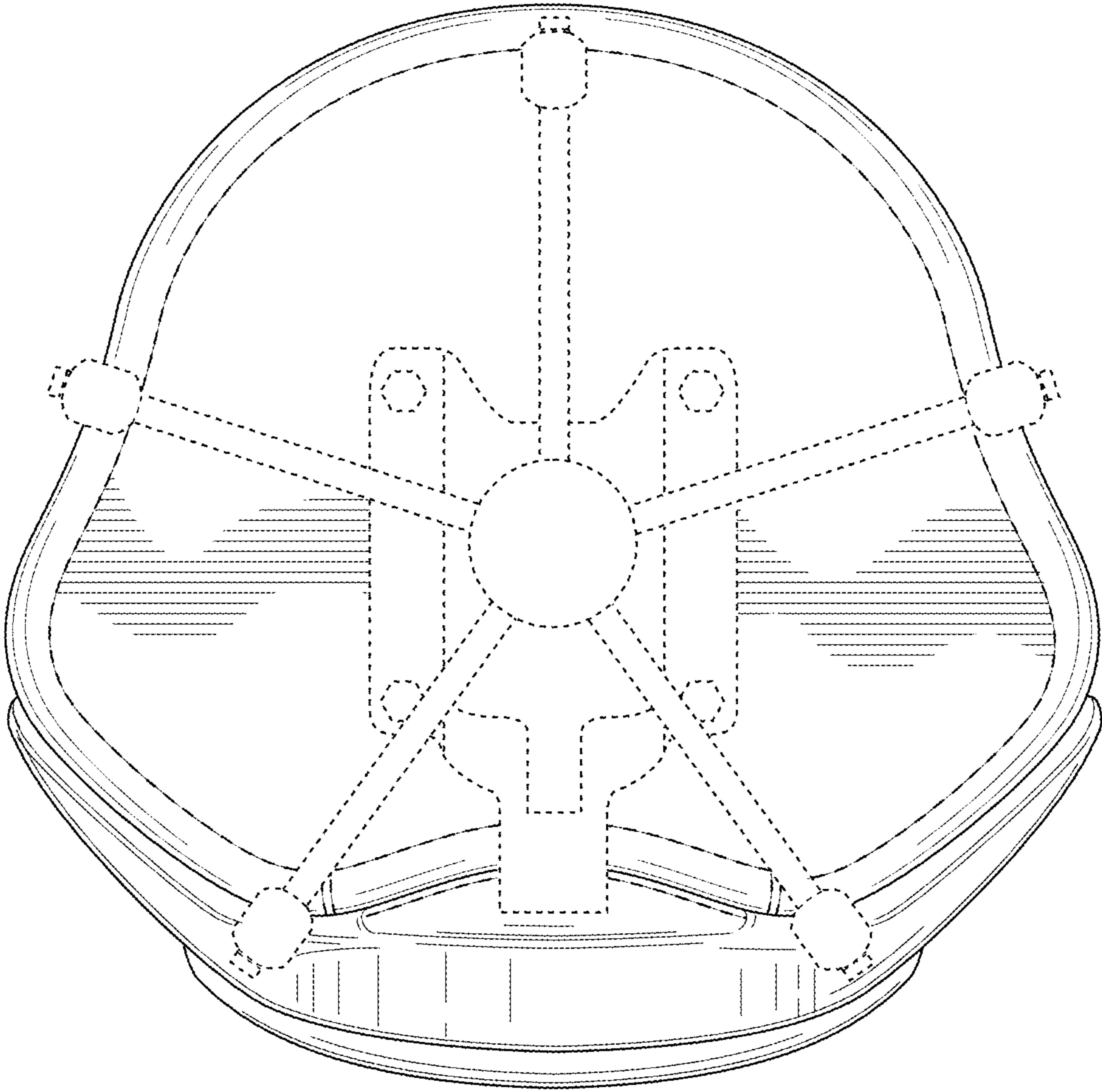


FIG. 7



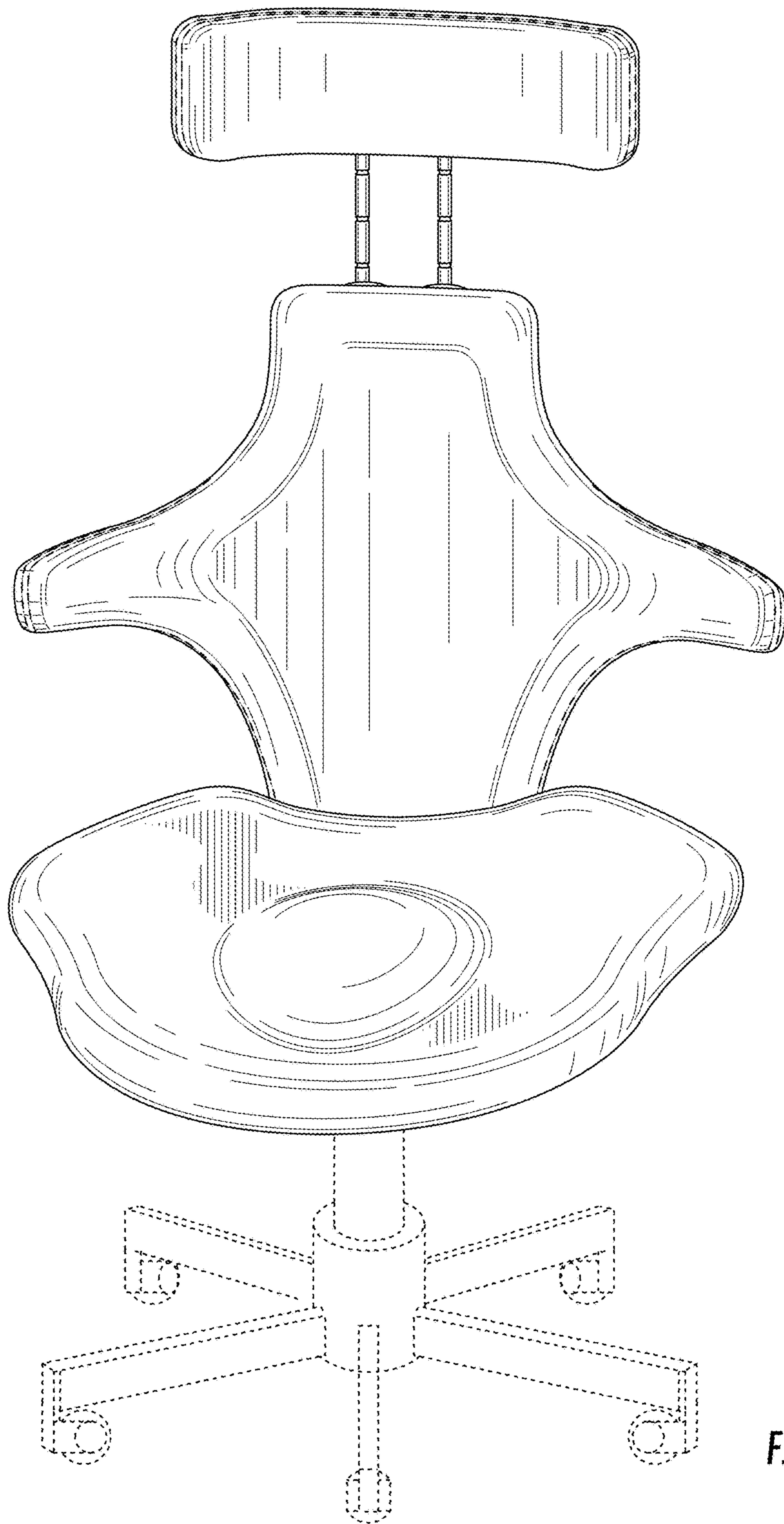


FIG. 8