



US00D821721S

(12) **United States Design Patent**
Durflinger

(10) **Patent No.:** **US D821,721 S**
(45) **Date of Patent:** **** Jul. 3, 2018**

- (54) **SHOE OUTSOLE**
- (71) Applicant: **NIKE, Inc.**, Beaverton, OR (US)
- (72) Inventor: **Nate Durflinger**, Beaverton, OR (US)
- (73) Assignee: **NIKE, Inc.**, Beaverton, OR (US)
- (**) Term: **15 Years**
- (21) Appl. No.: **29/593,841**
- (22) Filed: **Feb. 13, 2017**
- (51) **LOC (11) Cl.** **02-04**
- (52) **U.S. Cl.**
USPC **D2/960**; D2/951; D2/953; D2/959
- (58) **Field of Classification Search**
USPC D2/902, 906, 908, 916, 918, 925,
D2/946-962, 977; 36/3 B, 22 R, 24.5,
36/25 R, 28, 32 R, 34 R, 59 C, 67 A, 103
CPC A43B 13/00; A43B 13/02; A43B 13/023;
A43B 13/026; A43B 13/04; A43B 13/08;
A43B 13/10; A43B 13/12; A43B 13/14;
A43B 13/141; A43B 13/143; A43B
13/16; A43B 13/18; A43B 13/181; A43B
13/187; A43B 13/189; A43B 13/20; A43B
13/22; A43B 13/223; A43B 13/24; A43B
13/28; A43B 13/30; A43B 13/32; A43B
13/34; A43B 13/36
See application file for complete search history.

D499,239 S *	12/2004	Burg	D2/953
D529,265 S *	10/2006	Corbi Rico	D2/957
D545,035 S *	6/2007	Roulo	D2/951
D551,433 S *	9/2007	Loverin	D2/951
D571,988 S *	7/2008	Dillenbeck	D2/953
D590,586 S *	4/2009	Harlow	D2/951
D594,197 S *	6/2009	Mayden	D2/949
D624,293 S *	9/2010	Recchi	D2/951
D635,755 S *	4/2011	McMillan	D2/951
D636,157 S *	4/2011	Nascimento	D2/951
D691,360 S *	10/2013	Della Valle	D2/951
D738,077 S *	9/2015	Montross	D2/951
D764,155 S *	8/2016	Tæstensen	D2/951
D775,459 S *	1/2017	Seo	D2/951
D775,800 S *	1/2017	Sars	A43B 3/126 D2/955

(Continued)

Primary Examiner — T. Chase Nelson

(74) *Attorney, Agent, or Firm* — Banner & Witcoff, Ltd.

(57) **CLAIM**

The ornamental design for a shoe outsole, as shown and described.

DESCRIPTION

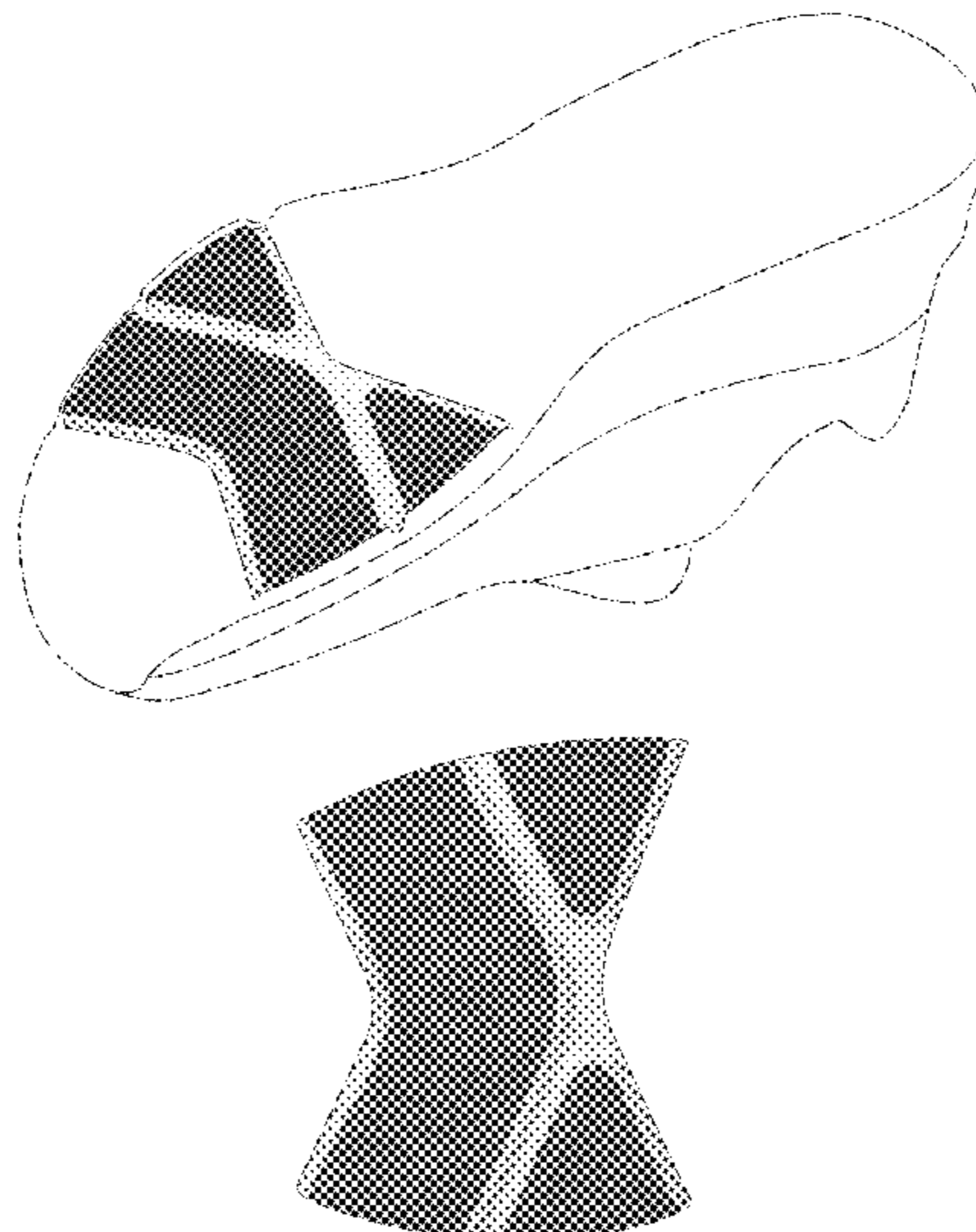
FIG. 1 is a front perspective view of a shoe outsole showing my new design;
 FIG. 2 is a bottom view thereof;
 FIG. 3 is a rear perspective view thereof;
 FIG. 4 is an enlarged view of the claimed region in FIG. 1, shown in isolation;
 FIG. 5 is an enlarged view of the claimed region in FIG. 2, shown in isolation; and,
 FIG. 6 is an enlarged view of the claimed region in FIG. 3, shown in isolation.
 The broken lines immediately adjacent to and surrounding the photographic area define a peripheral boundary of the claimed design and form no part thereof. The broken lines showing the remainder of the shoe represent unclaimed subject matter and form no part of the claimed design.

1 Claim, 6 Drawing Sheets

(56) **References Cited**

U.S. PATENT DOCUMENTS

D163,956 S *	7/1951	Capdevila	D2/960
4,446,633 A *	5/1984	Scheinhaus	A43B 3/126 36/11.5
D275,714 S *	10/1984	Jacobson	D2/960
D299,887 S *	2/1989	Diaz	D2/953
D416,379 S *	11/1999	Cintron	D2/957
D429,552 S *	8/2000	Kern	D2/951
D464,474 S *	10/2002	Swift	D2/902



(56)

References Cited

U.S. PATENT DOCUMENTS

D785,303	S *	5/2017	Carboy	D2/951
D790,175	S *	6/2017	Pulli	D2/947
D798,037	S *	9/2017	Montross	D2/951
D798,561	S *	10/2017	Ford	D2/953
D798,564	S *	10/2017	Sullivan	D2/960
D799,185	S *	10/2017	Usui	D2/960
D801,019	S *	10/2017	Usui	D2/960
D803,532	S *	11/2017	Scott	D2/953
D805,279	S *	12/2017	Odinot	D2/960
2017/0150778	A1 *	6/2017	Youngs	A43B 13/186
2017/0340057	A1 *	11/2017	Guyan	A43B 3/0005

* cited by examiner

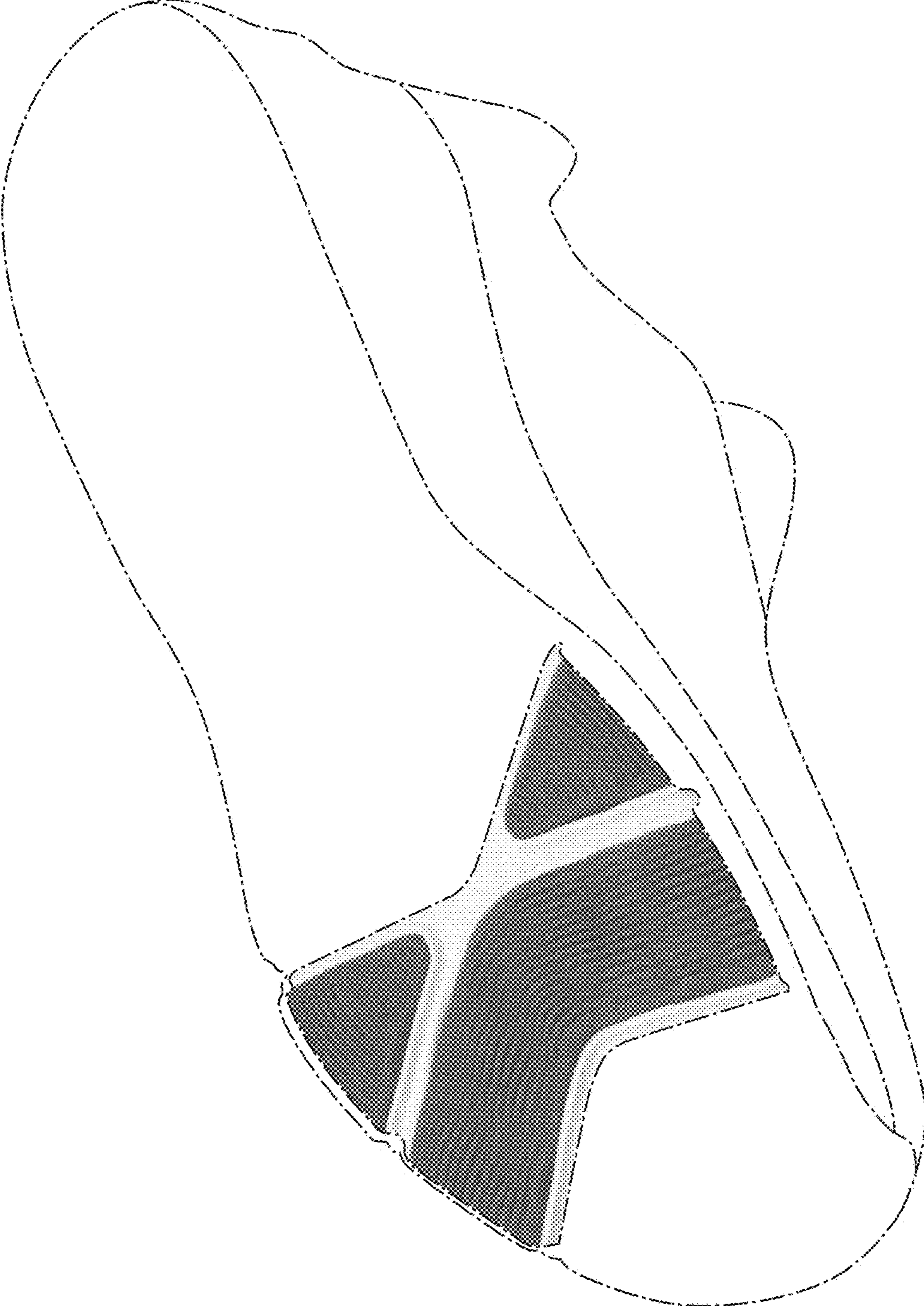


FIG. 1

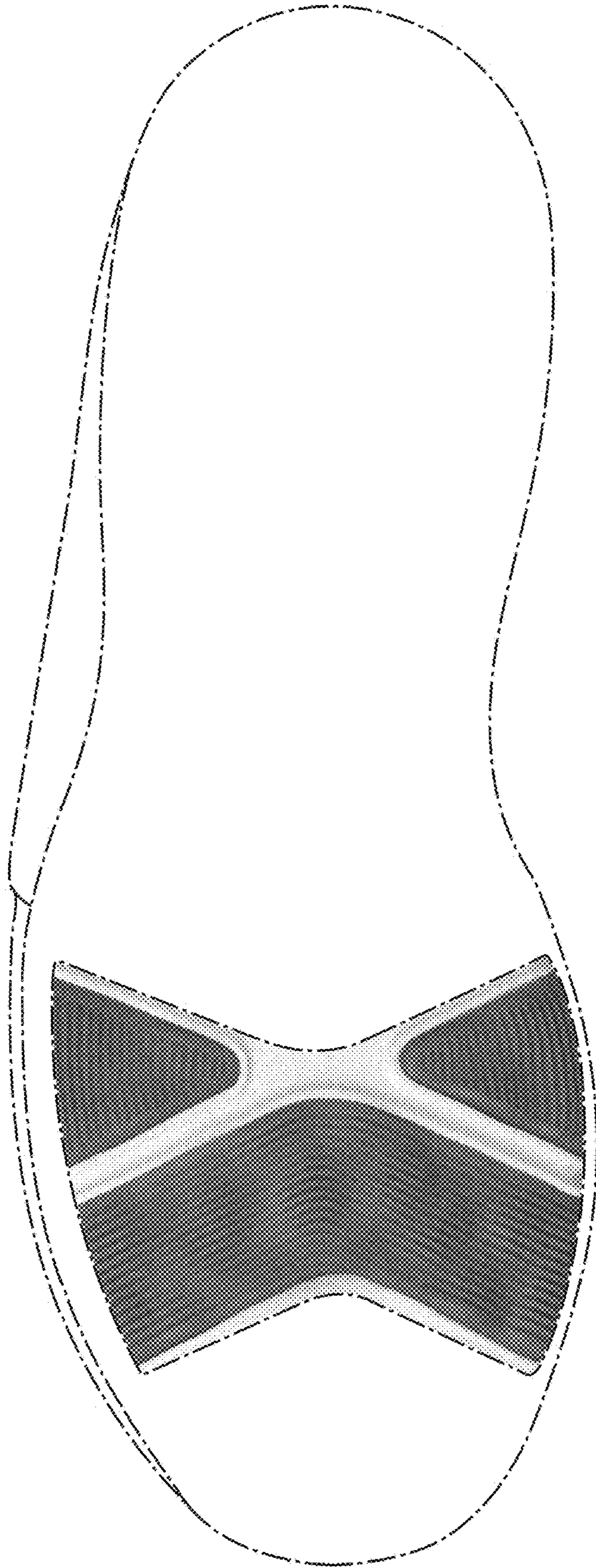


FIG. 2

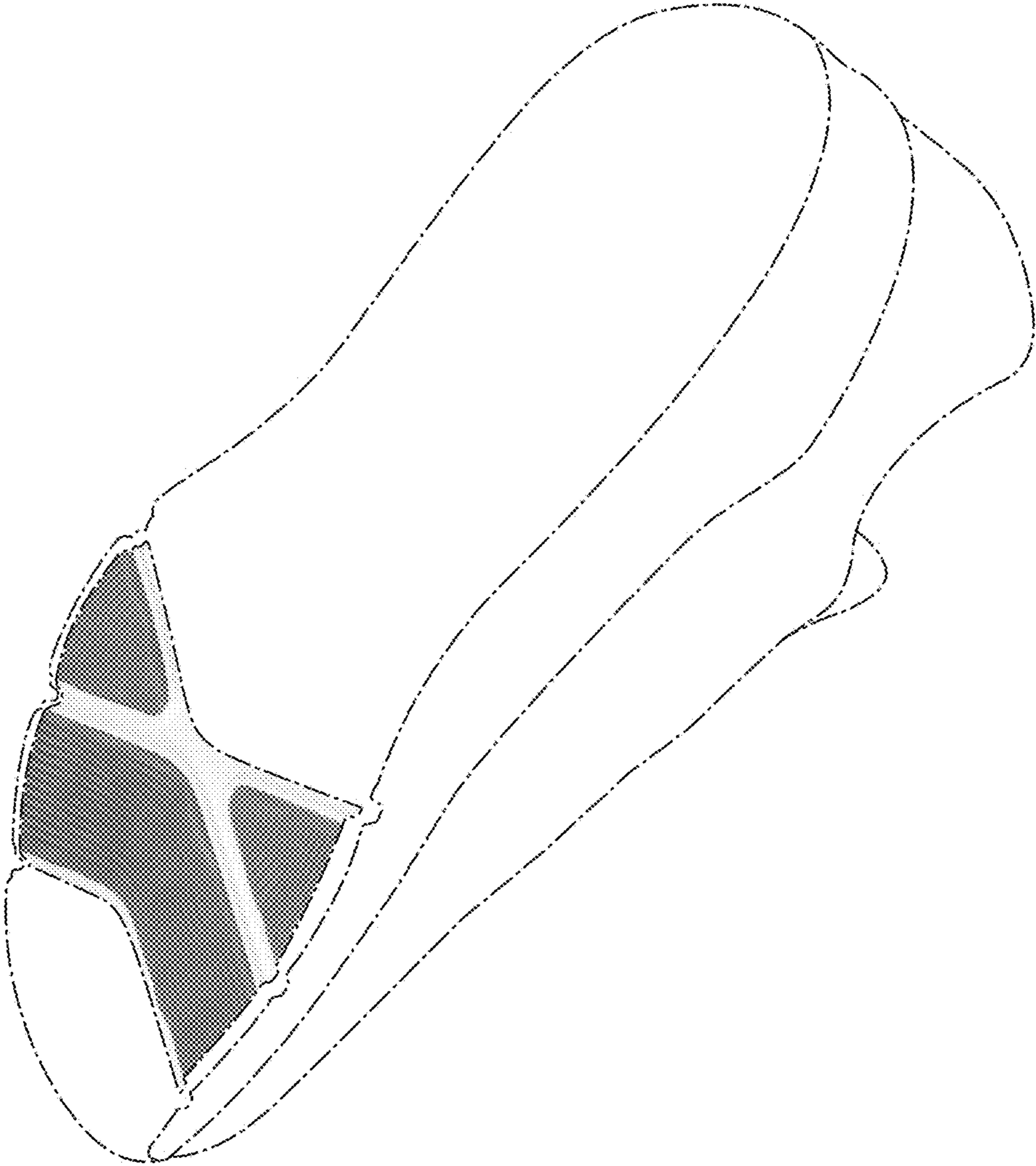


FIG. 3




FIG. 4




FIG. 5

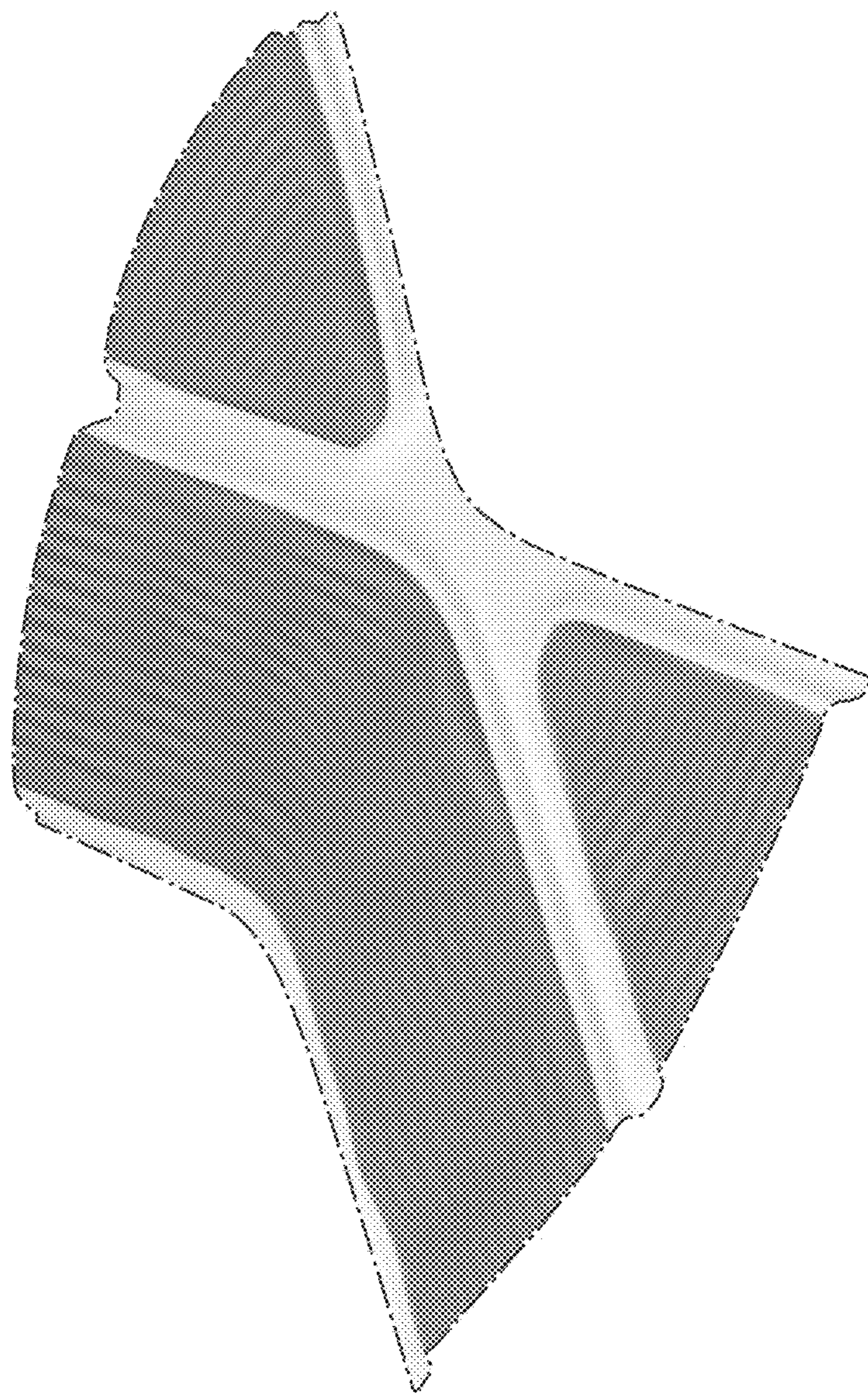


FIG. 6