



US00D821711S

(12) **United States Design Patent**
Ford

(10) **Patent No.:** **US D821,711 S**
(45) **Date of Patent:** **** Jul. 3, 2018**

- (54) **SHOE MIDSOLE**
- (71) Applicant: **NIKE, Inc.**, Beaverton, OR (US)
- (72) Inventor: **Timothy J. Ford**, Portland, OR (US)
- (73) Assignee: **NIKE, Inc.**, Beaverton, OR (US)
- (**) Term: **15 Years**
- (21) Appl. No.: **29/593,985**
- (22) Filed: **Feb. 14, 2017**
- (51) **LOC (11) Cl.** **02-04**
- (52) **U.S. Cl.**
USPC **D2/947**; D2/953; D2/960
- (58) **Field of Classification Search**
USPC D2/902, 906, 908, 916, 918, 925,
D2/946-962, 977; 36/3 B, 22 R, 24.5,
36/25 R, 28, 32 R, 34 R, 59 C, 67 A, 103
CPC A43B 13/00; A43B 13/02; A43B 13/023;
A43B 13/026; A43B 13/04; A43B 13/08;
A43B 13/10; A43B 13/12; A43B 13/14;
A43B 13/141; A43B 13/143; A43B
13/16; A43B 13/18; A43B 13/181; A43B
13/187; A43B 13/189; A43B 13/20; A43B
13/22; A43B 13/223; A43B 13/24; A43B
13/28; A43B 13/30; A43B 13/32; A43B
13/34; A43B 13/36
See application file for complete search history.

(56) **References Cited**

U.S. PATENT DOCUMENTS

D672,123 S	*	12/2012	Williams, Jr.	D2/947
D680,308 S	*	4/2013	Hardman	D2/947
D690,088 S	*	9/2013	Hardman	D2/947
D694,499 S	*	12/2013	Williams, Jr.	D2/947
D717,034 S	*	11/2014	Bramani	D2/951
D731,767 S	*	6/2015	Lan	D2/947

D746,560 S	*	1/2016	Verfl	D2/947
D765,366 S	*	9/2016	Fogg	D2/947
D775,800 S	*	1/2017	Sars	D2/955
D796,804 S	*	9/2017	Young	D2/947
D798,551 S	*	10/2017	Shyllon	D2/947
D798,555 S	*	10/2017	Enayah	A43B 17/003 D2/947
D802,266 S	*	11/2017	Hardman	D2/947
D809,757 S	*	2/2018	Ford	D2/947
D810,409 S	*	2/2018	Hernandez	D2/947
D810,411 S	*	2/2018	Klein	D2/960
D812,871 S	*	3/2018	Reyes	D2/947
D812,883 S	*	3/2018	Gibson	D2/960
D814,155 S	*	4/2018	Hernandez	D2/947
2015/0342300 A1	*	12/2015	Cin	A43B 17/003 36/103

* cited by examiner

Primary Examiner — T. Chase Nelson

(74) *Attorney, Agent, or Firm* — Shook, Hardy and Bacon L.L.P.

(57) **CLAIM**

The ornamental design for a shoe midsole, as shown and described.

DESCRIPTION

FIG. 1 is a side view of a shoe midsole showing my new design;


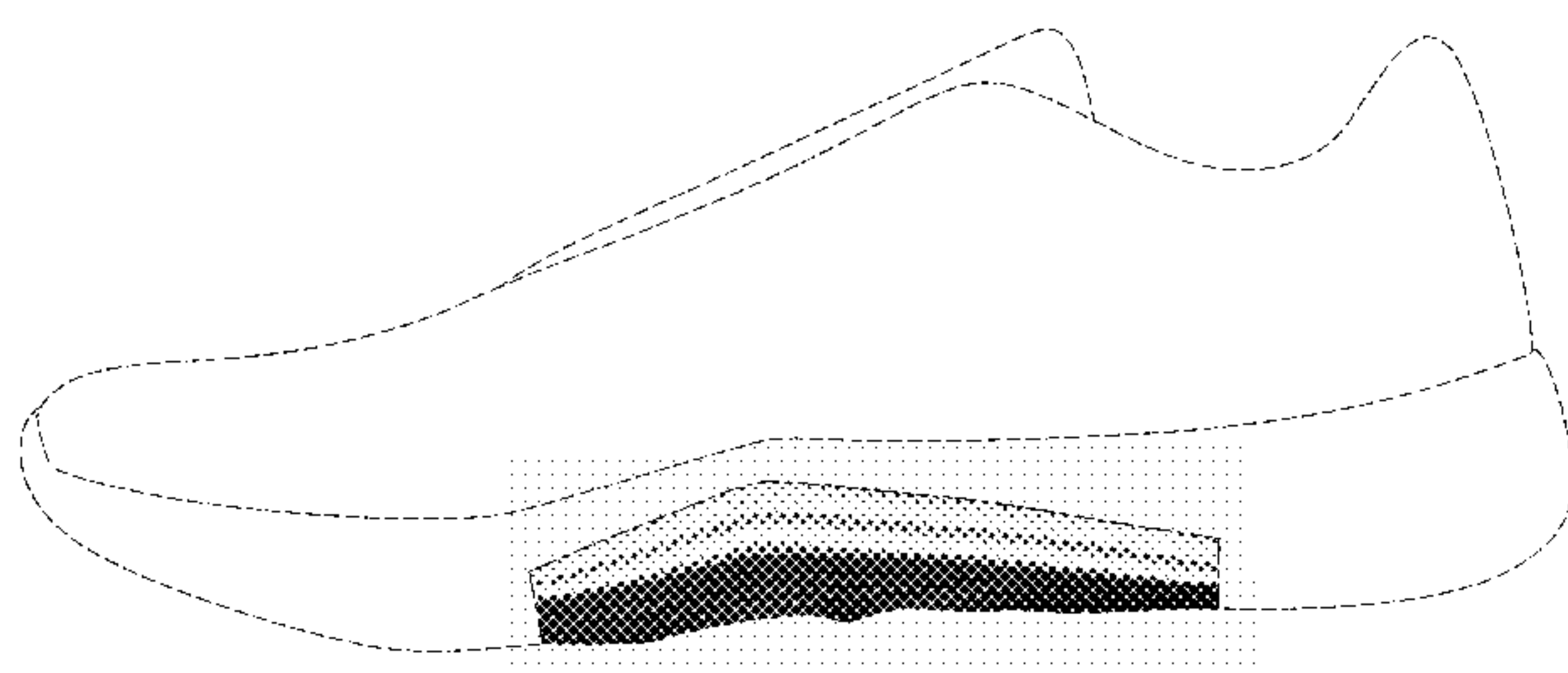
FIG. 2 is a front perspective view thereof; and,

FIG. 3 is a rear perspective view thereof.

The long and short broken lines are unclaimed boundaries of the claimed design. It is understood that the claimed design extends to these boundaries but does not include the boundaries.

The evenly spaced broken lines shown in the drawings are directed to environment, are for informational purposes only, and form no part of the claimed design.

1 Claim, 3 Drawing Sheets



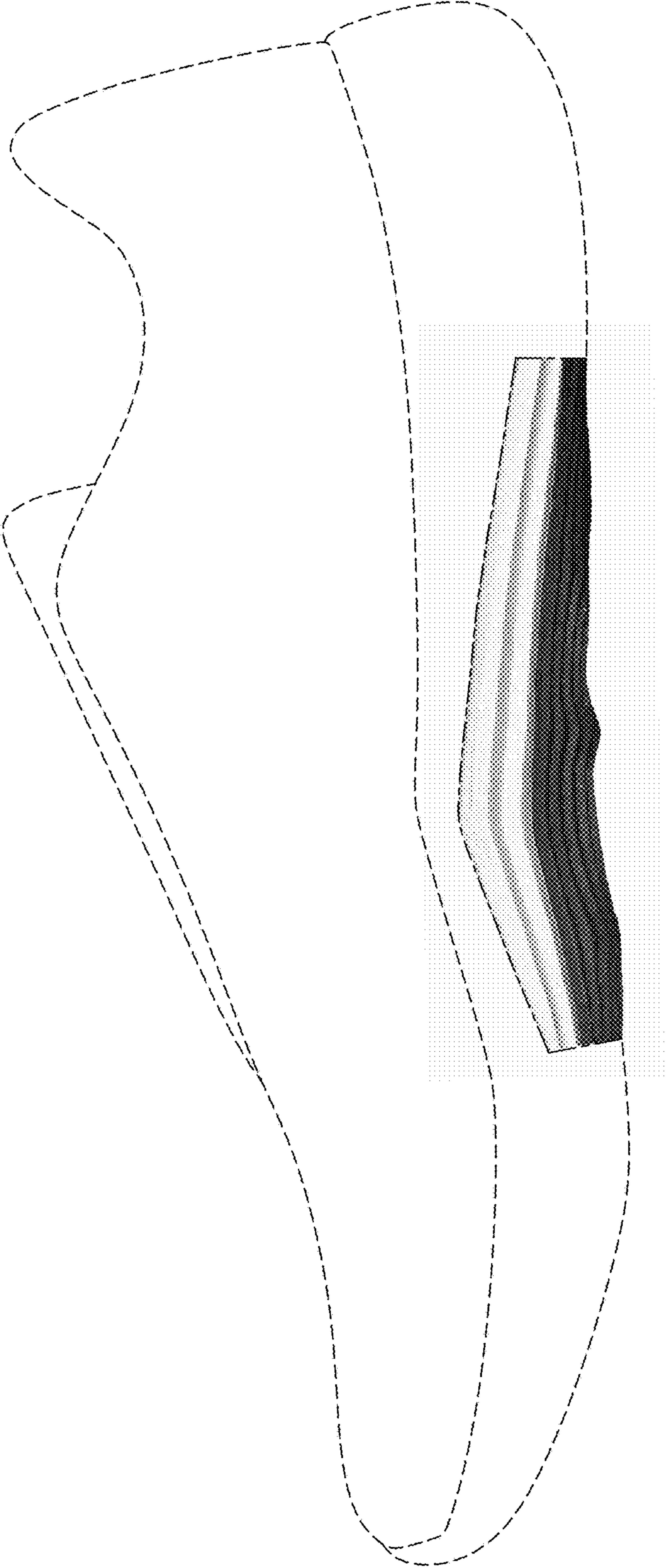


FIG. 1

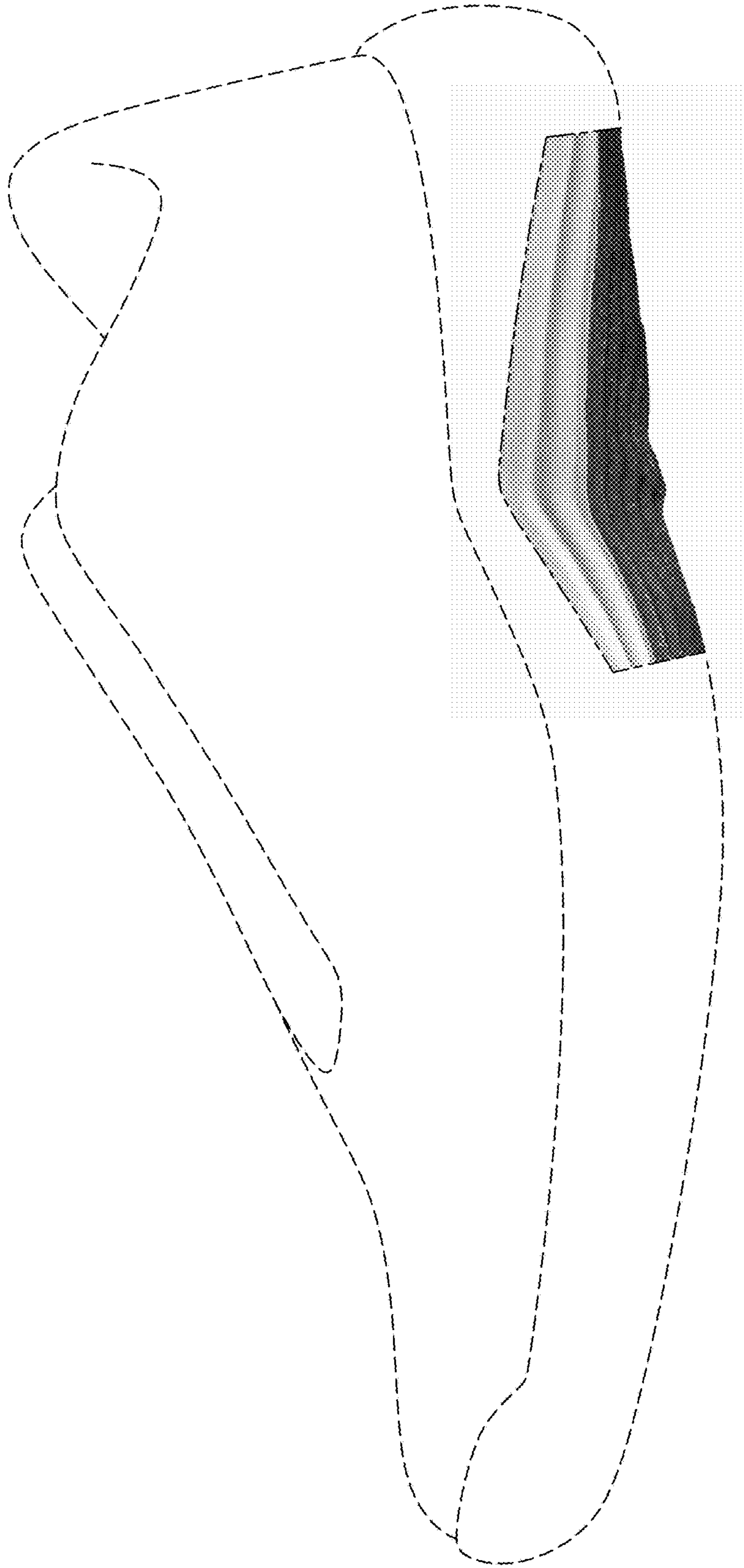


FIG. 2

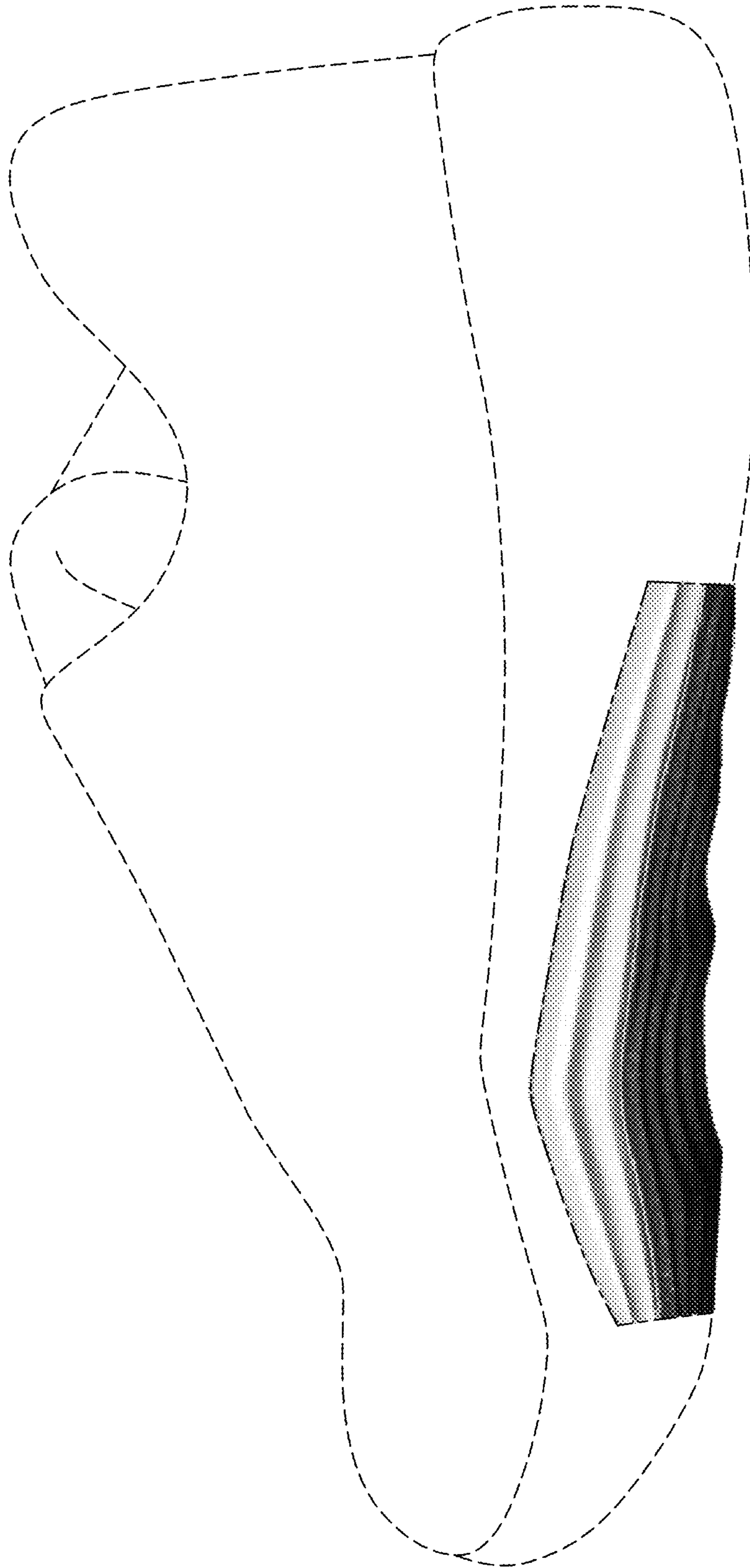


FIG. 3