



US00D821707S

(12) **United States Design Patent** (10) **Patent No.:** **US D821,707 S**
Castilho De Brito (45) **Date of Patent:** **** Jul. 3, 2018**

(54) **SHOE**
(71) Applicant: **GRENDENE S.A.**, Sobral (BR)
(72) Inventor: **Robson Castilho De Brito**, Caxias do Sul (BR)
(73) Assignee: **GRENDENE S.A.**, Sobral, CE (BR)
(**) Term: **15 Years**
(21) Appl. No.: **29/558,241**
(22) Filed: **Mar. 16, 2016**

(30) **Foreign Application Priority Data**
Dec. 21, 2015 (BR) 3020150058498
(51) **LOC (11) Cl.** **02-04**
(52) **U.S. Cl.**
USPC **D2/909**
(58) **Field of Classification Search**
USPC D2/896-945
CPC A43B 21/00; A43B 21/02; A43B 21/025;
A43B 21/03; A43B 21/04; A43B 21/06;
A43B 21/08; A43B 21/18; A43B 21/20;
A43B 21/22; A43B 21/24; A43B 21/26;
A43B 21/265; A43B 21/28; A43B
21/285; A43B 21/30; A43B 21/32; A43B
21/36; A43B 21/37; A43B 21/38; A43B
21/39; A43B 21/40; A43B 21/42; A43B
21/433; A43B 21/437; A43B 21/44; A43B
21/45; A43B 21/46; A43B 21/47; A43B
21/48; A43B 21/50; A43B 21/51; A43B
21/52; A43B 21/54

See application file for complete search history.

(56) **References Cited**
U.S. PATENT DOCUMENTS
D123,668 S * 11/1940 Donner D2/911
D124,255 S * 12/1940 Lhollier D2/911
D124,256 S * 12/1940 Lhollier D2/911
D128,419 S * 7/1941 McGillicudy D2/911
D128,422 S * 7/1941 McGillicudy D2/911
D143,425 S * 1/1946 Jarrell D2/911
4,370,817 A * 2/1983 Ratanangsu A43B 21/32
36/81
D335,948 S * 6/1993 Madison D2/942
D648,927 S * 11/2011 Wolff D2/910
D657,942 S * 4/2012 Wolff D2/910
D739,999 S * 10/2015 Hardy D2/910
D782,788 S * 4/2017 Cook D2/909

* cited by examiner
Primary Examiner — Marianne N Pandozzi
Assistant Examiner — Aula Soroush
(74) *Attorney, Agent, or Firm* — Pilloff & Passino LLP

(57) **CLAIM**
An ornamental design for a shoe, as shown and described.

DESCRIPTION
FIG. 1 is a perspective view of a shoe showing my new design;
FIG. 2 is a side elevational view of the inside (arch-side) thereof;
FIG. 3 is a side elevational view of the outside thereof;
FIG. 4 is a top plan view thereof;
FIG. 5 is a bottom plan view thereof;
FIG. 6 is an elevational front (toe) view thereof; and,
FIG. 7 is an elevational rear (heel) view thereof.
Any color shown on the claimed design forms no part thereof.
The shoe is typically placed on feet of persons.

1 Claim, 6 Drawing Sheets





FIG. 1



FIG. 2



FIG. 3




FIG. 4




FIG. 5




FIG. 6



FIG. 7