



US00D821703S

(12) **United States Design Patent** (10) **Patent No.:** **US D821,703 S**  
**Flower et al.** (45) **Date of Patent:** **\*\* Jul. 3, 2018**

- (54) **BRASSIERE** D513,553 S 1/2006 Kaye et al.  
7,081,034 B1 7/2006 Zoellner  
(71) Applicant: **Under Armour, Inc.**, Baltimore, MD D535,807 S 1/2007 Macchi  
(US) 7,234,993 B2 6/2007 Lin  
7,442,110 B2 \* 10/2008 Gaudet ..... A41C 3/0057  
450/39  
(72) Inventors: **Danielle Flower**, New York, NY (US); 7,448,937 B2 \* 11/2008 Weyenberg ..... A41C 3/0028  
**Nicola Lobb**, New York, NY (US) 450/62  
(73) Assignee: **UNDER ARMOUR, INC.**, Baltimore, D584,879 S 1/2009 Venus  
MD (US) 7,731,564 B2 6/2010 Sanders  
D641,133 S \* 7/2011 Zarabi ..... D2/708  
D646,461 S \* 10/2011 Lewando ..... D2/708  
D668,837 S \* 10/2012 Palladino ..... D2/708  
D671,296 S \* 11/2012 Iamartino ..... D2/708  
D671,297 S \* 11/2012 Iamartino ..... D2/708  
D708,820 S \* 7/2014 Iamartino ..... D2/708  
D735,970 S \* 8/2015 Congdon ..... D2/708  
D747,843 S \* 1/2016 Gallo ..... D2/708  
D759,942 S \* 6/2016 Martz ..... D2/708

(Continued)

**Related U.S. Application Data**

- (63) Continuation of application No. 29/555,649, filed on Feb. 24, 2016, now Pat. No. Des. 800,992.  
(51) **LOC (11) Cl.** ..... **02-01**  
(52) **U.S. Cl.**  
USPC ..... **D2/708**; D2/731; D2/706  
(58) **Field of Classification Search**  
USPC ..... D2/706-708, 723, 731, 999; 450/53-56,  
450/63-69, 93  
CPC .. A41C 1/00; A41C 3/00; A41D 13/05; A41D  
13/005  
See application file for complete search history.

*Primary Examiner* — Robin V Webster  
*Assistant Examiner* — James C Thorn, Sr.  
(74) *Attorney, Agent, or Firm* — Edell, Shapiro & Finnan, LLC

(57) **CLAIM**

The ornamental design for a brassiere, as shown and described.

**DESCRIPTION**

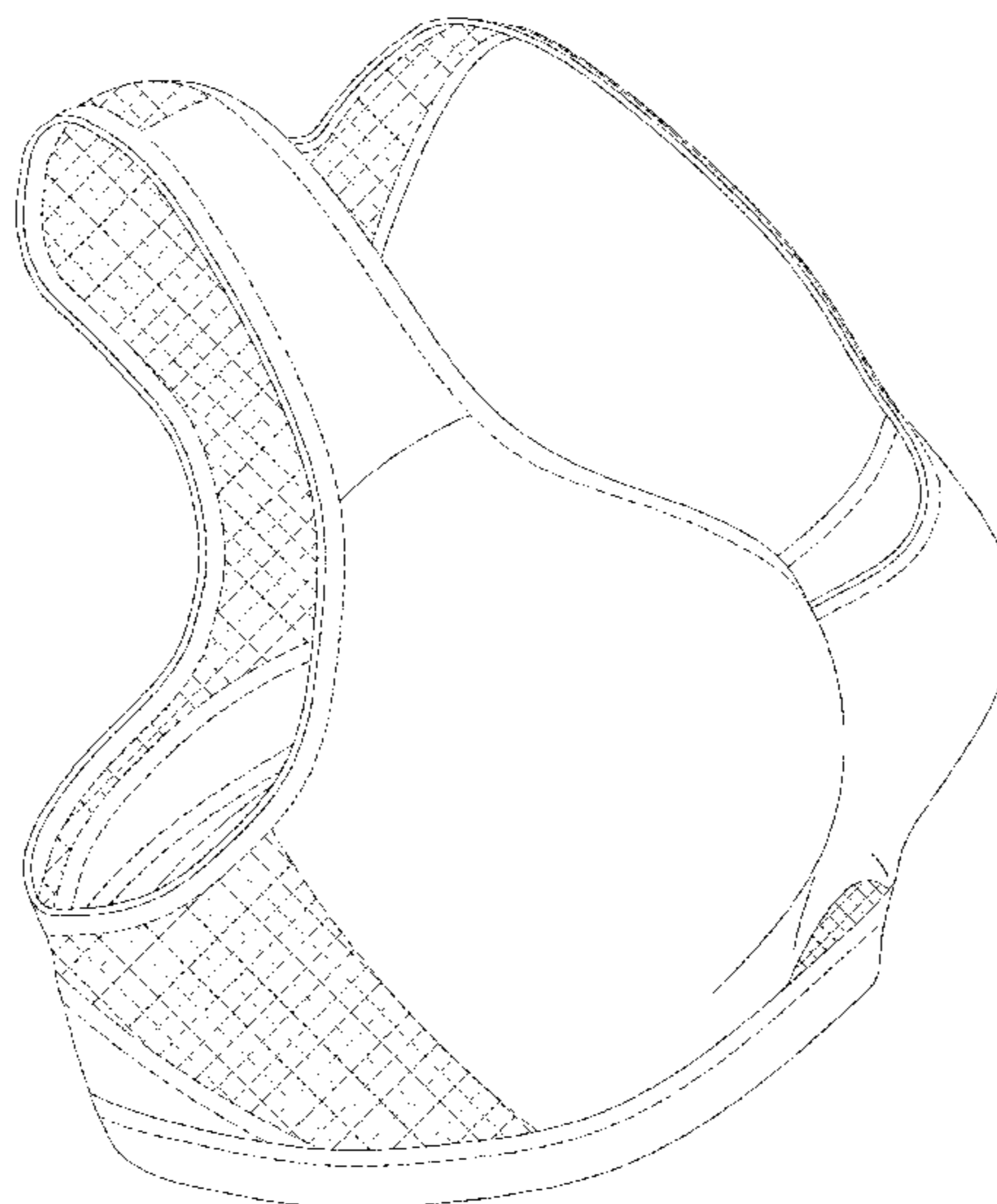
FIG. 1 is a perspective view of a brassiere showing my new design;  
FIG. 2 is a front view in elevation thereof;  
FIG. 3 is a rear view in elevation thereof;  
FIG. 4 is a right side view in elevation thereof;  
FIG. 5 is a left side view in elevation thereof;  
FIG. 6 is a top plan view thereof; and,  
FIG. 7 is a bottom plan view thereof.  
The broken lines shown in the drawings form no part of the claimed design.

**1 Claim, 7 Drawing Sheets**

(56) **References Cited**

**U.S. PATENT DOCUMENTS**

- D101,664 S 10/1936 Andrus  
D101,686 S 10/1936 Andrus  
2,128,600 A \* 8/1938 Bergmann ..... A41C 3/00  
450/53  
D159,505 S 8/1950 McKeefrey  
2,583,716 A 1/1952 Tagliero  
2,632,167 A 3/1953 Robbins  
D475,506 S \* 6/2003 Hoffman ..... D2/706



(56)

**References Cited**

U.S. PATENT DOCUMENTS

D764,746	S *	8/2016	Randall .....	D2/706
D764,747	S *	8/2016	Castaneda Smids .....	D2/708
D765,948	S *	9/2016	McManus .....	D2/708
D786,531	S *	5/2017	Holmes .....	D2/706
D789,653	S *	6/2017	Robertson .....	D2/706
D793,028	S *	8/2017	Terrell .....	D2/706
D798,536	S *	10/2017	Holmes .....	D2/708
D800,992	S *	10/2017	Flower .....	D2/708
D804,779	S *	12/2017	Shaham .....	D2/708
D805,730	S *	12/2017	Lorett .....	D2/706
D808,114	S *	1/2018	Begrliche .....	D2/731
2003/0232573	A1	12/2003	Plew	
2008/0153388	A1	6/2008	Liu	
2012/0122370	A1 *	5/2012	Heath .....	A41C 3/0057 450/80
2013/0183885	A1	7/2013	Yamazaki et al.	
2015/0223525	A1 *	8/2015	Miller .....	A41C 3/0057 450/65
2016/0360801	A1	12/2016	Sze et al.	
2017/0055602	A1	3/2017	Abraham	
2017/0233906	A1 *	8/2017	Hwang .....	D03D 15/08 450/39

\* cited by examiner

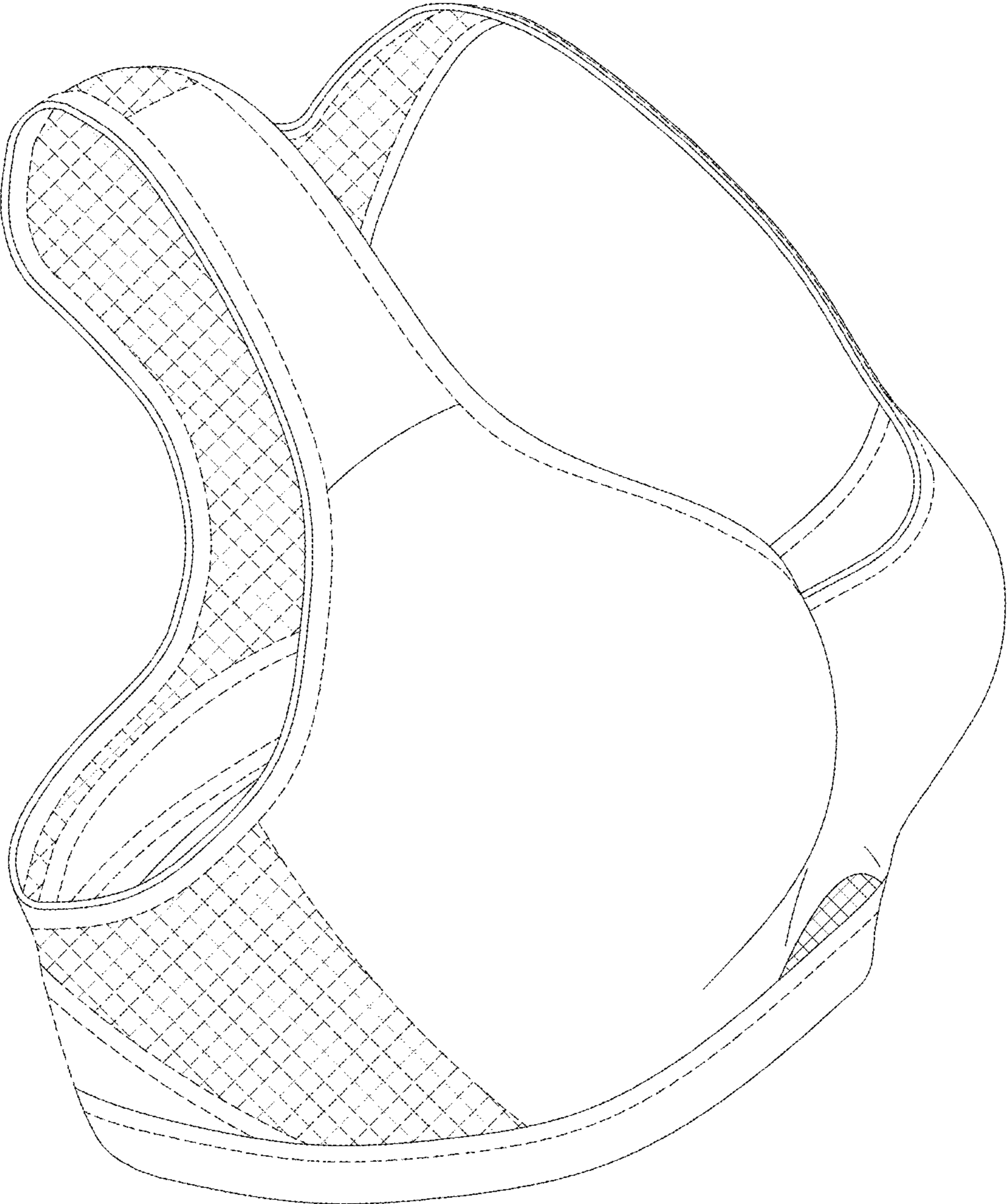


FIG.1

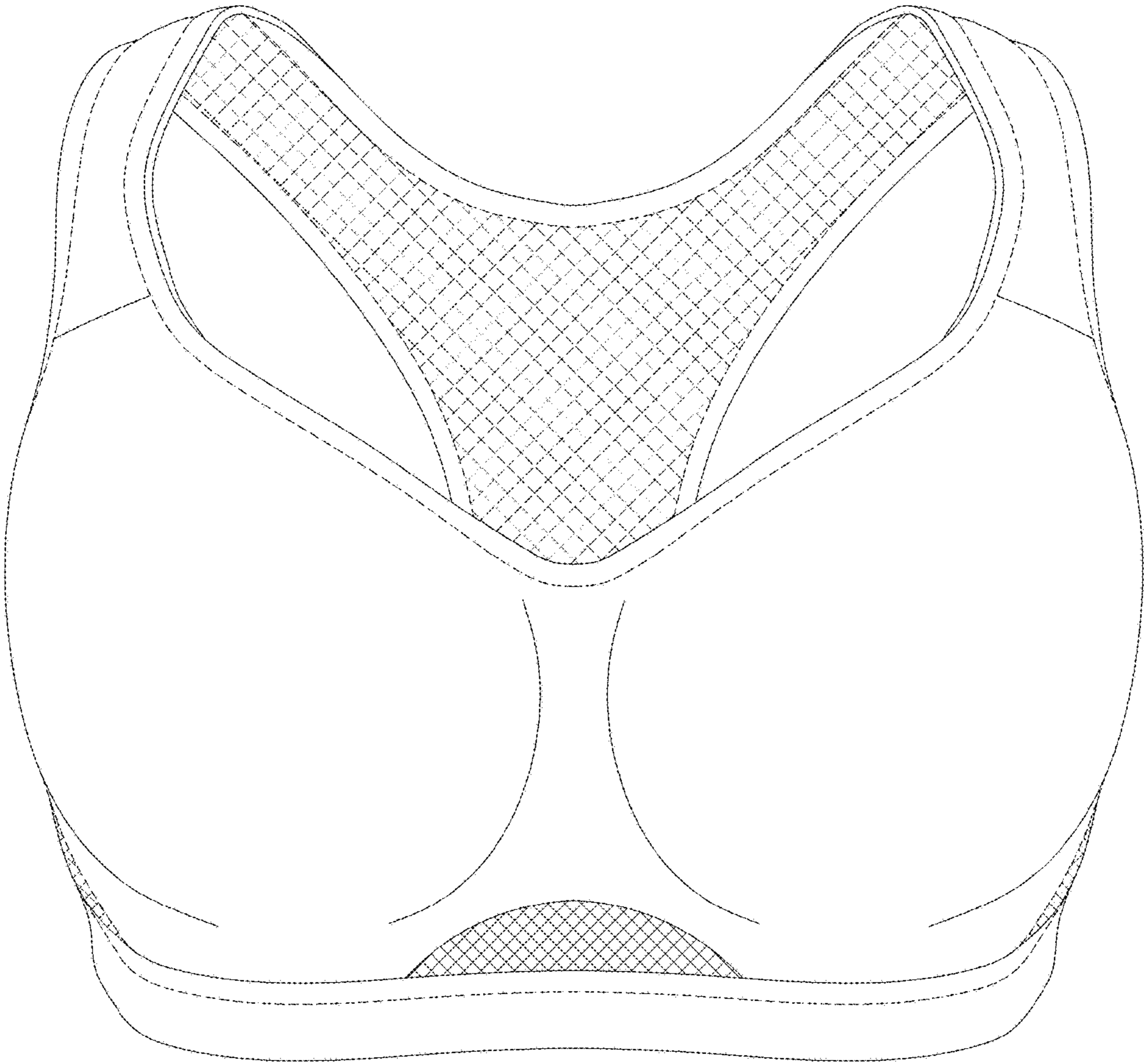


FIG.2



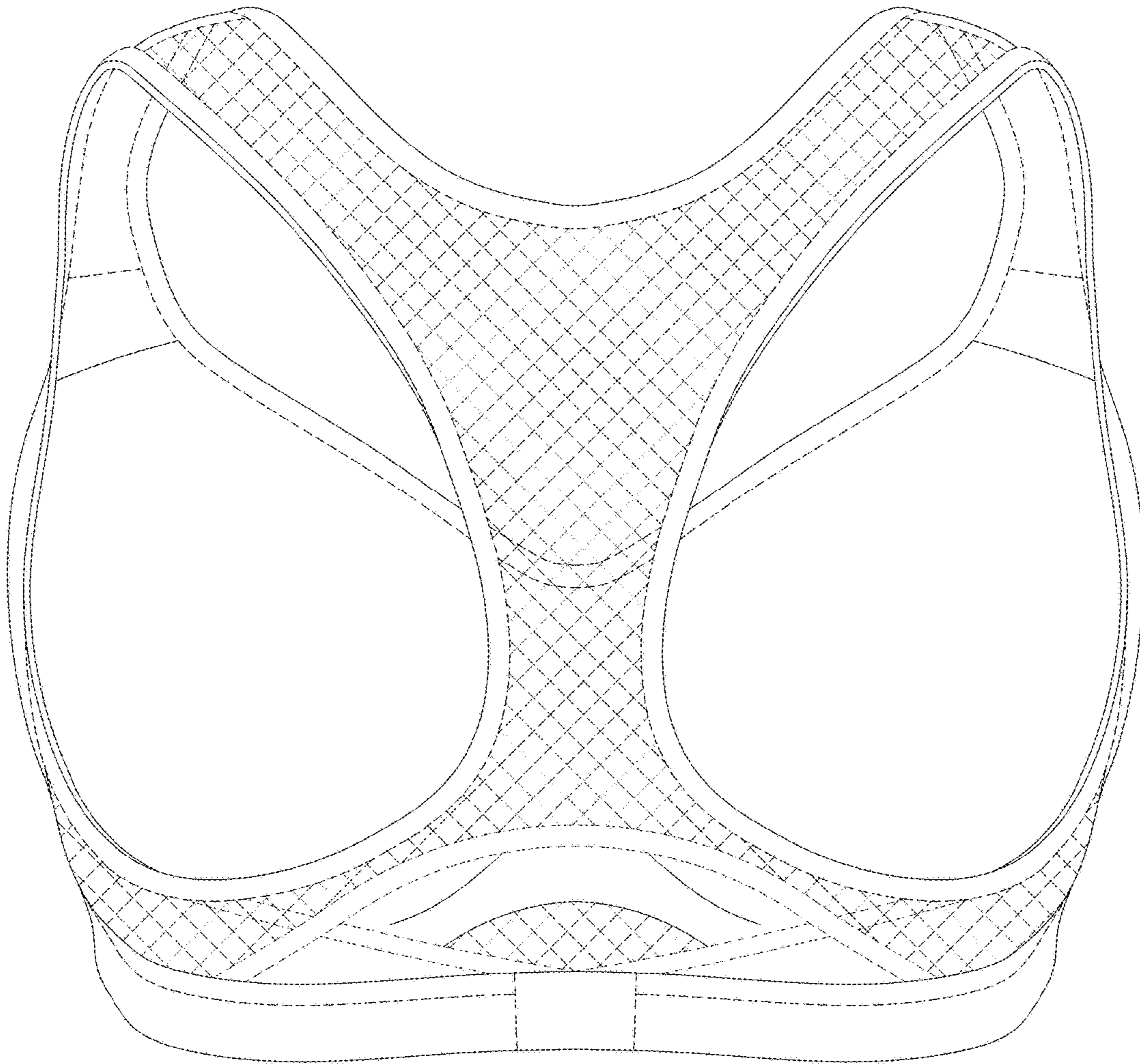


FIG.3

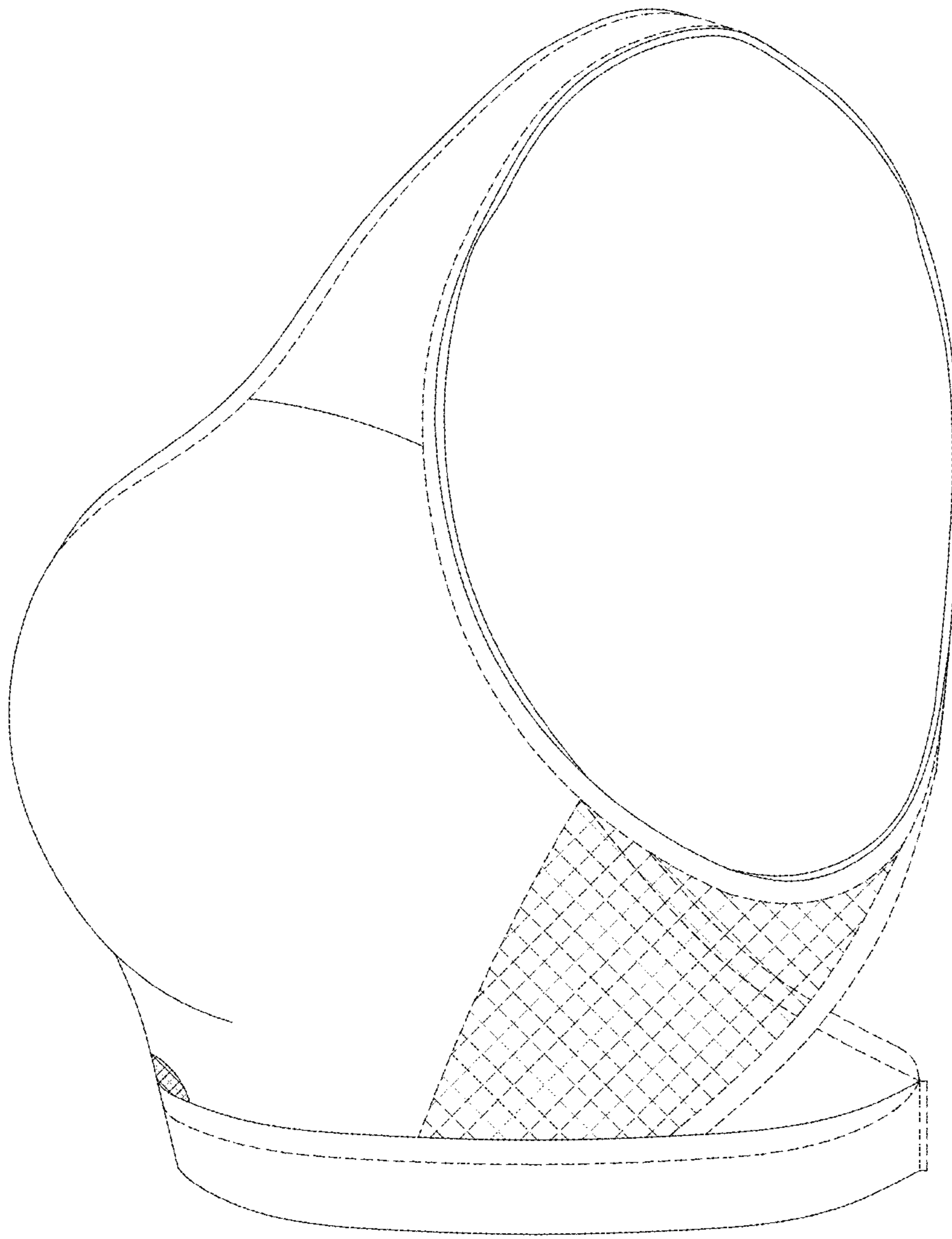


FIG.4

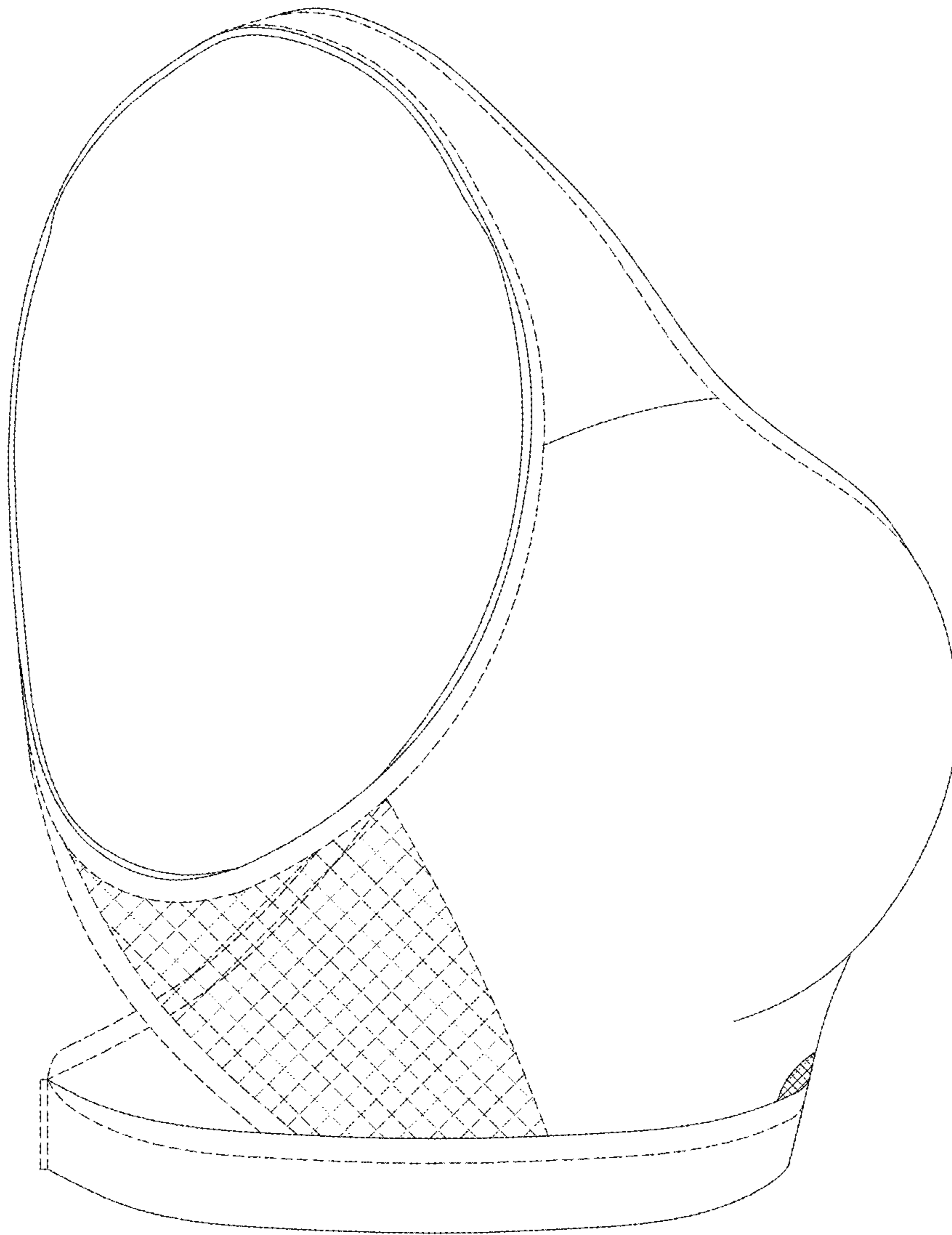


FIG.5

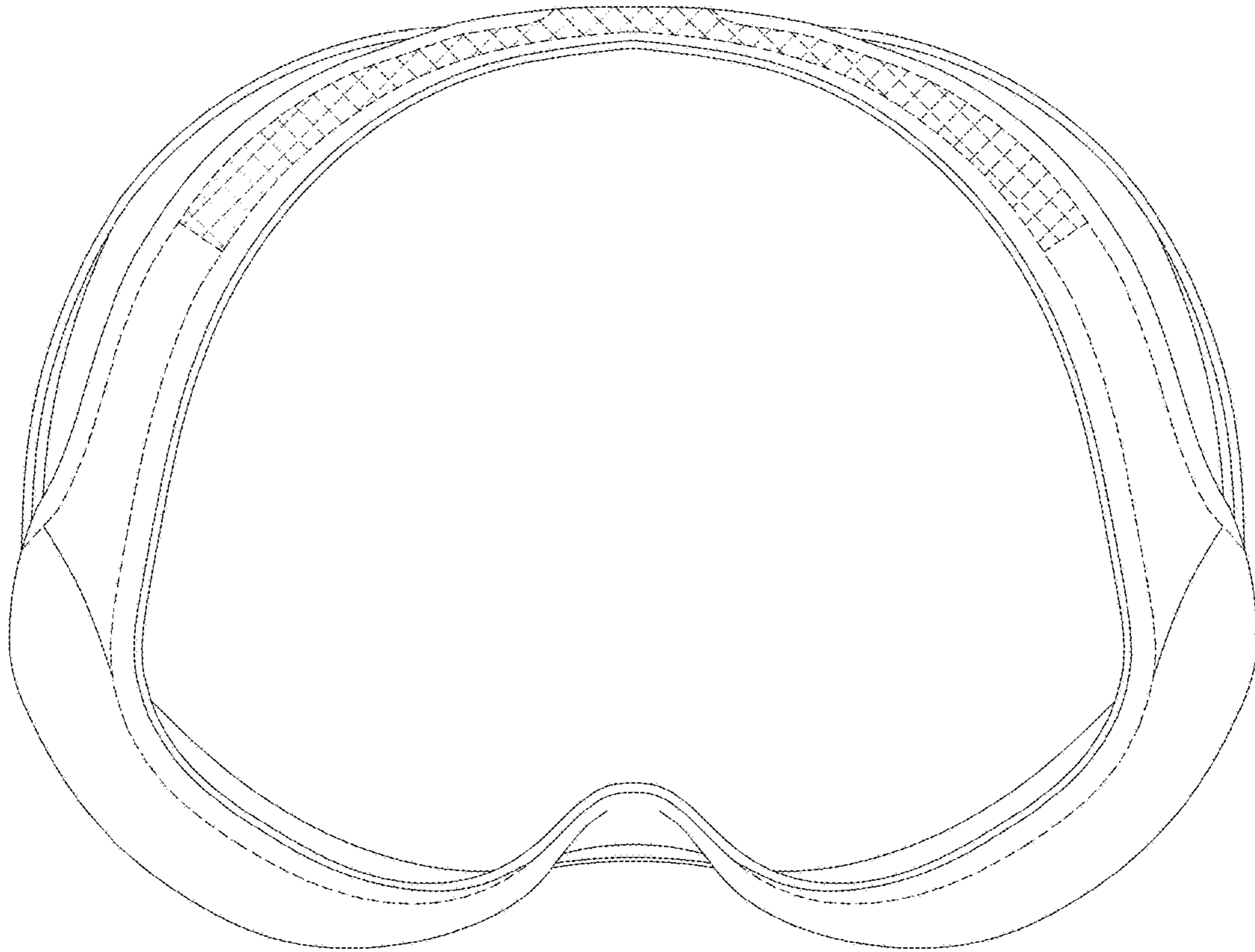


FIG.6



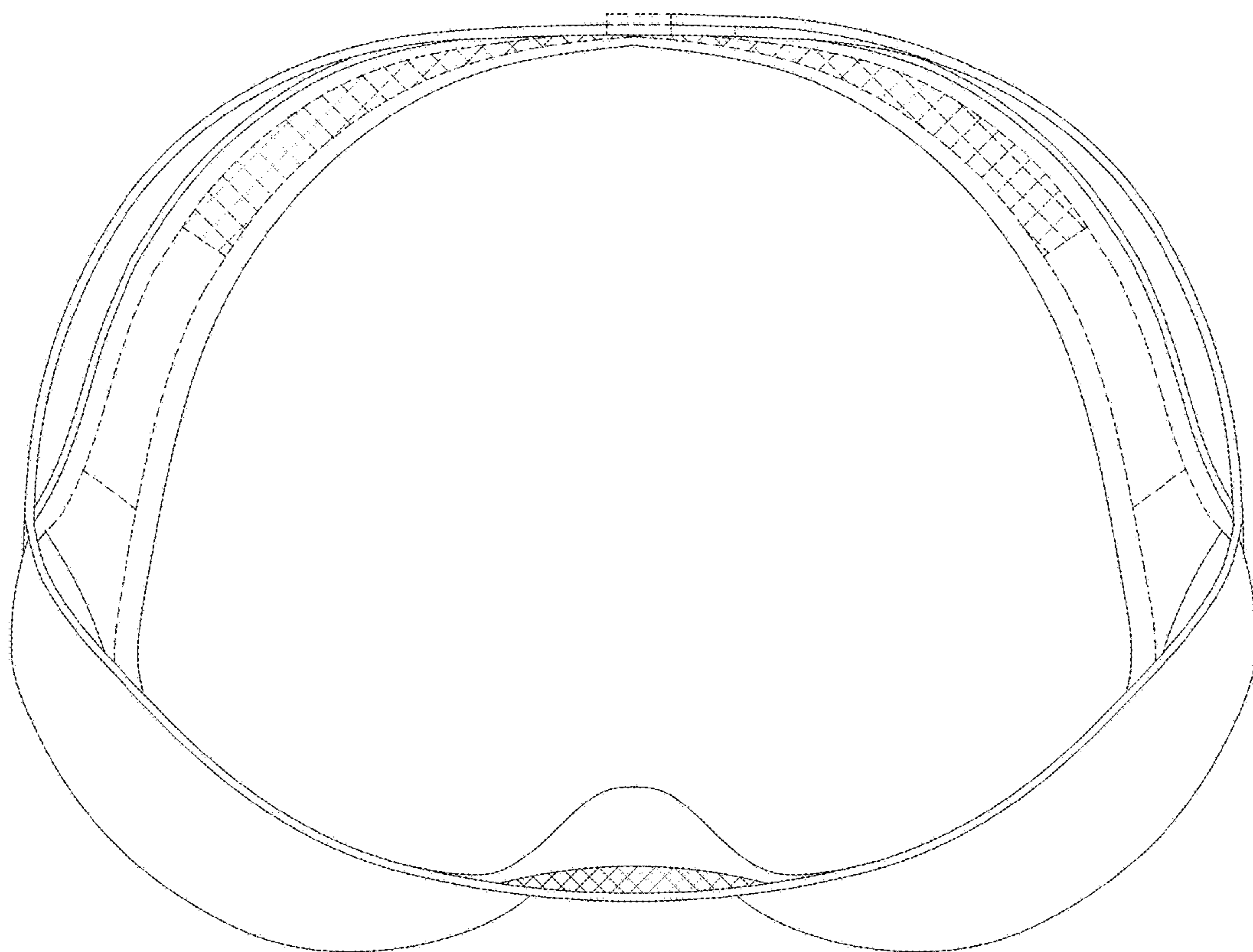


FIG.7