



US00D821697S

(12) **United States Design Patent**
Matalon

(10) **Patent No.:** **US D821,697 S**

(45) **Date of Patent:** **** Jul. 3, 2018**

(54) **GLOVE**

(71) Applicant: **Michael Balkin Matalon,**
Charlottenlund (DK)

(72) Inventor: **Michael Balkin Matalon,**
Charlottenlund (DK)

(73) Assignee: **Michael Balkin Matalon,**
Charlottenlund (DK)

(**) Term: **15 Years**

(21) Appl. No.: **35/500,905**

(22) Filed: **Apr. 4, 2016**

(80) **Hague Agreement Data**

Int. Filing Date: **Apr. 4, 2016**

Int. Reg. No.: **DM/090287**

Int. Reg. Date: **Apr. 4, 2016**

Int. Reg. Pub. Date: **May 6, 2016**

(51) **LOC (11) Cl.** **02-06**

(52) **U.S. Cl.**
USPC **D2/617**

(58) **Field of Classification Search**

USPC D2/610, 612, 613, 614, 615, 616, 617,
D2/618, 619, 620, 621, 622, 623;
D21/684, 807; D24/105, 211; D28/56,
D28/63; D29/113, 114, 117.1, 123

CPC .. A41D 19/00; A41D 19/002; A41D 19/0003;
A41D 19/0006; A41D 19/0013; A41D
19/0017; A41D 19/0024; A41D 19/008;
A63B 7/141; A63B 7/143; A63B 7/148

See application file for complete search history.

(56) **References Cited**

U.S. PATENT DOCUMENTS

2,722,706 A * 11/1955 Chopp A41D 19/0055
15/104.94

3,198,197 A * 8/1965 Van Halanger A45D 29/004
132/73

D202,329 S * 9/1965 Swistel 2/168
D349,179 S * 8/1994 Grannen, III D29/116.2
5,890,495 A * 4/1999 Cain A45D 29/004
132/285
D422,121 S * 3/2000 Peck D29/114
D436,148 S * 1/2001 Villepigue D21/684
D463,090 S * 9/2002 Richer-Valenzano D2/621
D513,827 S * 1/2006 Ward D2/619
D595,028 S * 6/2009 Jones D2/617
D648,487 S * 11/2011 Demaree D28/56
D649,327 S * 11/2011 Pavone D2/617
D693,539 S * 11/2013 Tsou D2/617

(Continued)

Primary Examiner — Mary Ann Calabrese

Assistant Examiner — Jennifer L Rempfer

(74) *Attorney, Agent, or Firm* — Cermak Nakajima &
McGowan LLP; Adam J. Cermak

(57) **CLAIM**

The ornamental design for a glove, as shown and described.

DESCRIPTION

1. Glove

1.1 is perspective view with the index fingertip flap in an alternate, flexed back position;

1.2 is an enlarged detail of a portion of the glove of **1.1** with a fingertip flap in an alternate, upwardly flexed position;

1.3 is an enlarged detail of a portion of the glove of **1.1** with a fingertip flap in an alternate, flexed back position, showing enlargement of the hole therein;


1.4 is perspective view with the index fingertip flap in an alternate position;

1.5 is a perspective view a glove with the fingertip flaps in an open position;

1.6 is an enlarged detail of a portion of the glove of **1.1** with a fingertip flap in an open position; and

1.7 is palm side perspective view with the fingertip flaps in an open position.

1 Claim, 7 Drawing Sheets



(56)

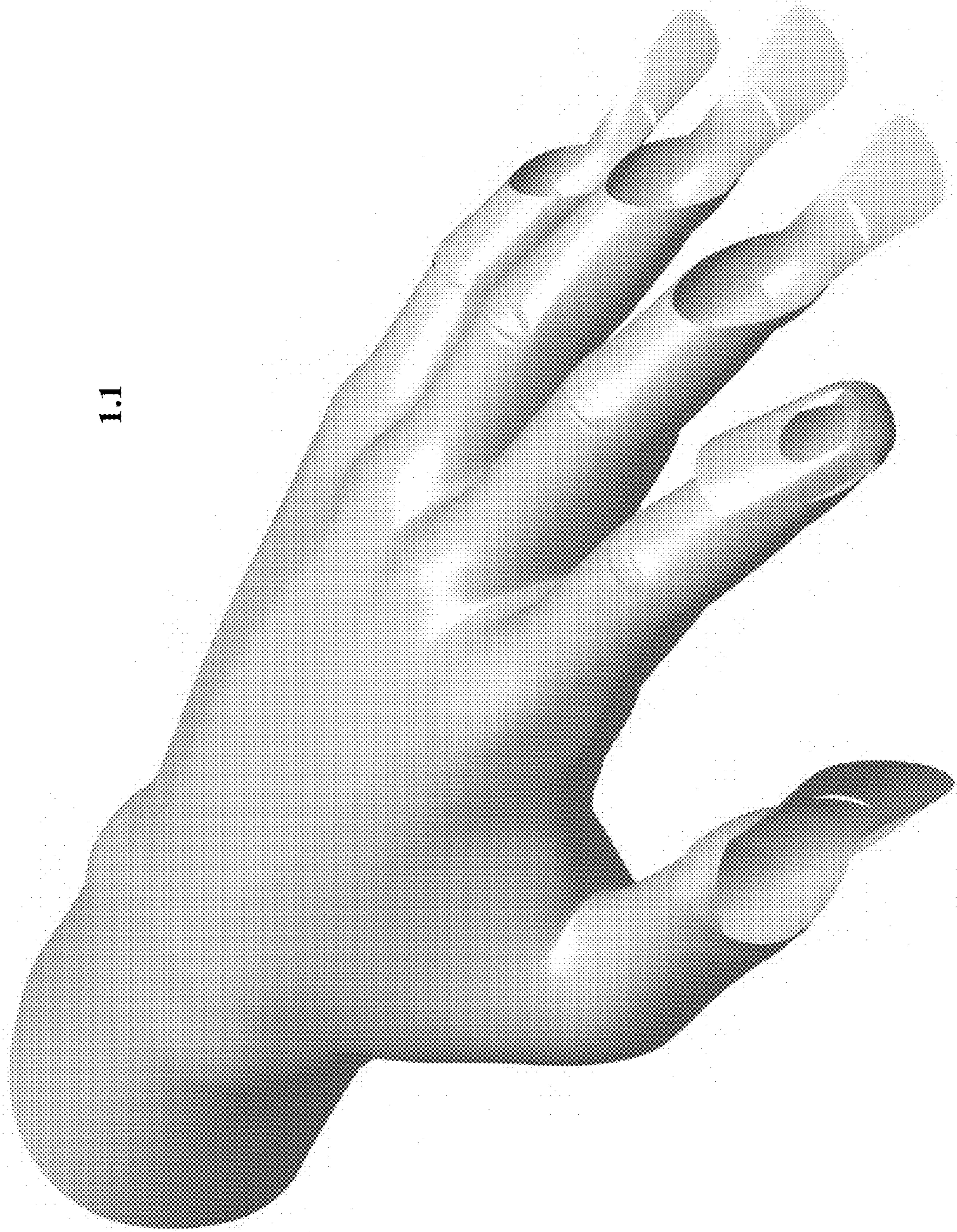
References Cited

U.S. PATENT DOCUMENTS


D715,496 S * 10/2014 Hain D29/117.1
D729,455 S * 5/2015 Albera D2/619
D733,974 S * 7/2015 Lawton D29/117.1
D738,067 S * 9/2015 Huckfeldt D2/617
D779,781 S * 2/2017 Votel D2/617
D779,782 S * 2/2017 Votel D2/619
2013/0198921 A1* 8/2013 Plumer A41D 13/081
2/16
2014/0173799 A1* 6/2014 VanErmen A41D 19/0096
2/2.5
2015/0074868 A1* 3/2015 Mack A41D 19/001
2/161.1

* cited by examiner


1.1



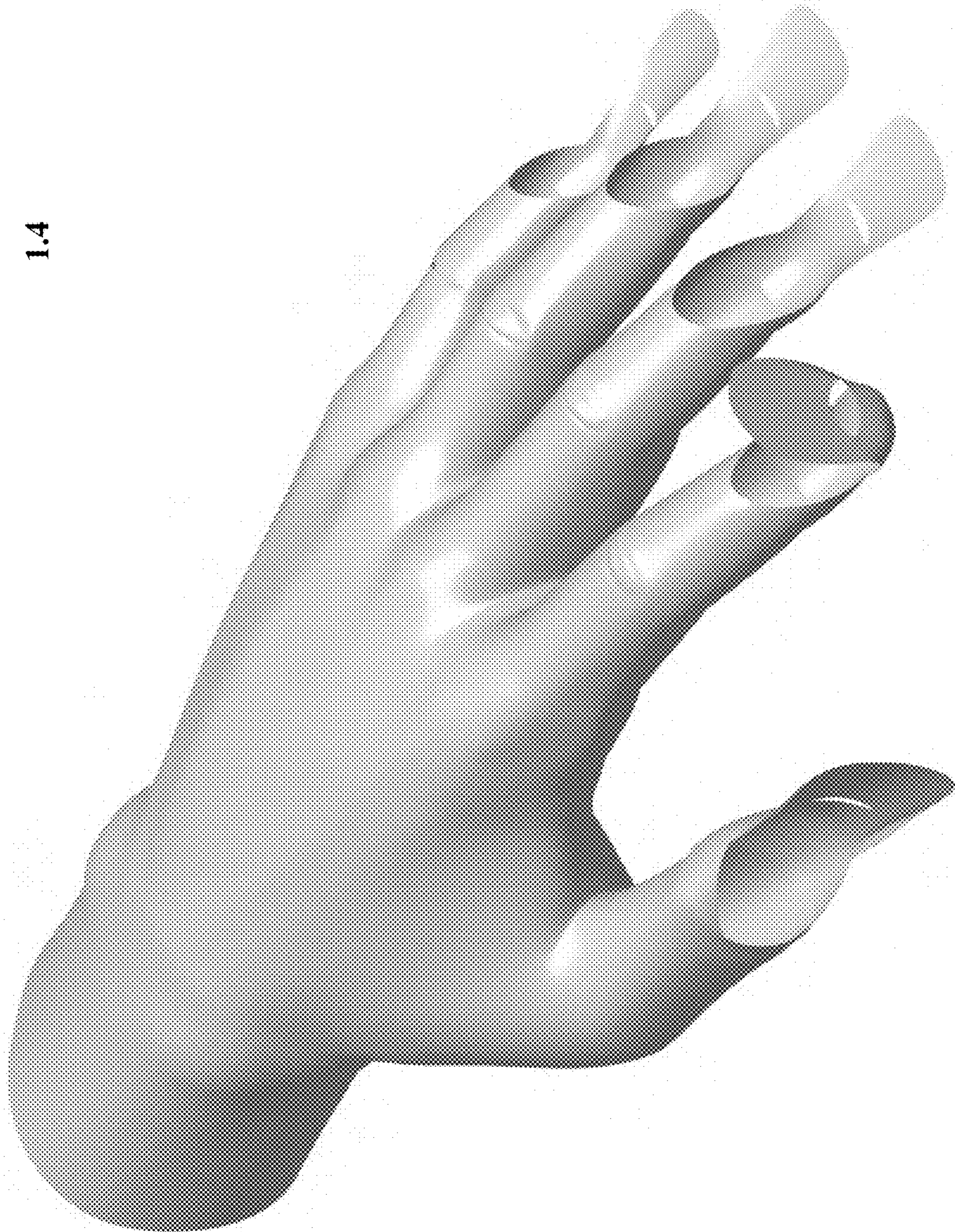
1.2



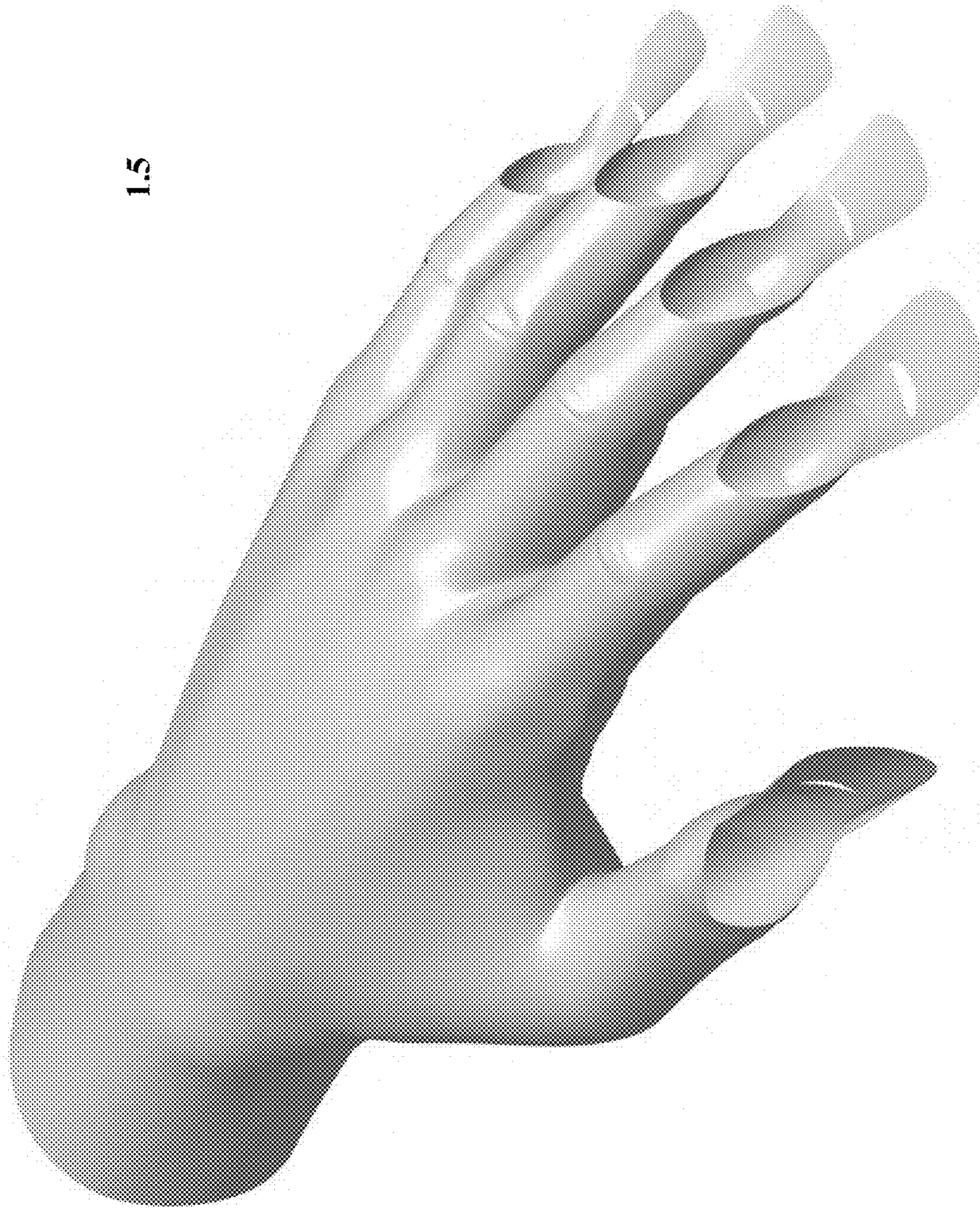
1.3




1.4



1.5



1.6





1.7