

US00D821696S

(12) **United States Design Patent** (10) **Patent No.:** **US D821,696 S**  
**Yerega** (45) **Date of Patent:** **\*\* Jul. 3, 2018**

(54) **SLOT MACHINE GLOVE**

OTHER PUBLICATIONS

- (71) Applicant: **Mary Yerega**, Hackettstown, NJ (US)
- (72) Inventor: **Mary Yerega**, Hackettstown, NJ (US)
- (\*\*) Term: **15 Years**
- (21) Appl. No.: **29/587,372**
- (22) Filed: **Dec. 13, 2016**
- (51) **LOC (11) Cl.** ..... **02-06**
- (52) **U.S. Cl.**  
USPC ..... **D2/616**
- (58) **Field of Classification Search**  
USPC ..... D2/610, 611, 616, 617, 619, 621, 623  
CPC ..... A41D 19/02  
See application file for complete search history.

Harrah's Casino Slot Glove, posted at ebay.ie, posting date not given, [online], [site visited Feb. 8, 2018]. Available from Internet, URL: <https://www.ebay.ie/itm/VINTAGE-HARRAHS-CASINO-HOTEL-SLOT-GLOVE-NEW-FROM-WHEN-THE-CASINO-USED-COINS/331220766186>.\*

Imperial Palace Slot Machine Glove, posted at ebay.com, posting date not given, [online], [site visited Feb. 8, 2018]. Available from Internet, URL: <https://www.ebay.com/itm/202221717511>.\*

Sands Hotel Slot Glove, posted at ebay.com, posting date not given, [online], [site visited Feb. 8, 2018]. Available from Internet, URL: <https://www.ebay.com/itm/362212333744>.\*

\* cited by examiner

*Primary Examiner* — George D. Kirschbaum  
*Assistant Examiner* — Maria J Edwards

(56) **References Cited**

U.S. PATENT DOCUMENTS

D364,357	S	*	11/1995	Ledgerwood, II	.....	D10/33
5,467,484	A		11/1995	Drescher		
D368,352	S	*	4/1996	Torres	.....	D2/619
5,659,899	A		8/1997	Soter		
5,881,388	A		3/1999	Pratt		
6,041,438	A		3/2000	Kirkwood		
D439,848	S	*	4/2001	Taska	.....	D10/40
D463,090	S	*	9/2002	Richer-Valenzano	.....	D2/621
D499,856	S	*	12/2004	Kleinert	.....	D2/619
D640,856	S	*	7/2011	Rose	.....	D2/614
D651,360	S	*	12/2011	Fittry	.....	D29/117.1
D655,059	S	*	2/2012	Ganesh	.....	D30/161
D782,781	S	*	4/2017	Jennings	.....	D2/617
D808,611	S	*	1/2018	Kindall	.....	D2/617
2008/0229478	A1		9/2008	Maroun		

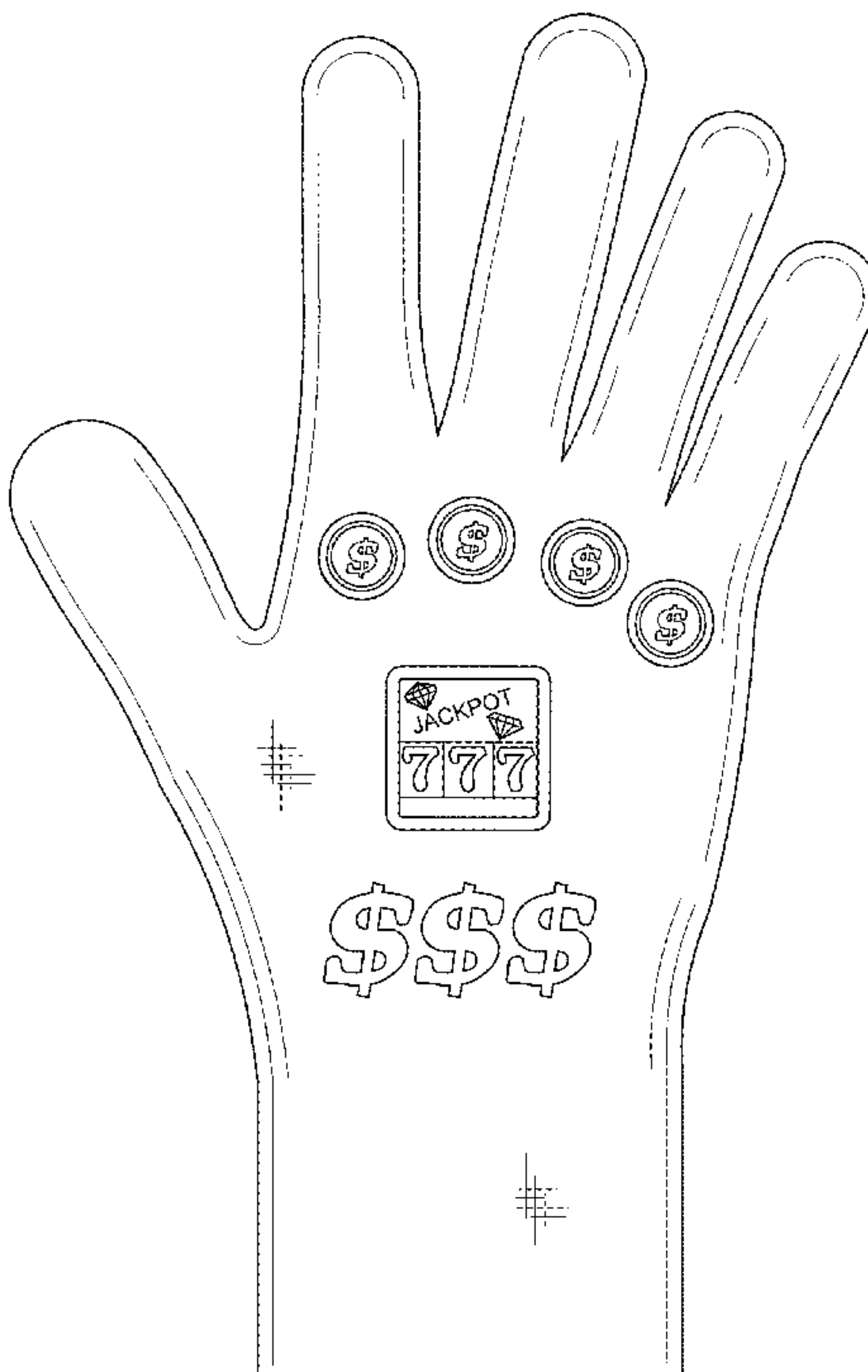
(57) **CLAIM**

I claim the ornamental design for a slot machine glove, as shown and described.

**DESCRIPTION**

FIG. 1 is a front view of the slot machine glove.  
FIG. 2 is a back view of the claimed design.  
FIG. 3 is a left side view of the claimed design.  
FIG. 4 is a right side view of the claimed design.  
FIG. 5 is a top view of the claimed design; and,  
FIG. 6 is a bottom view of the claimed design.

**1 Claim, 4 Drawing Sheets**



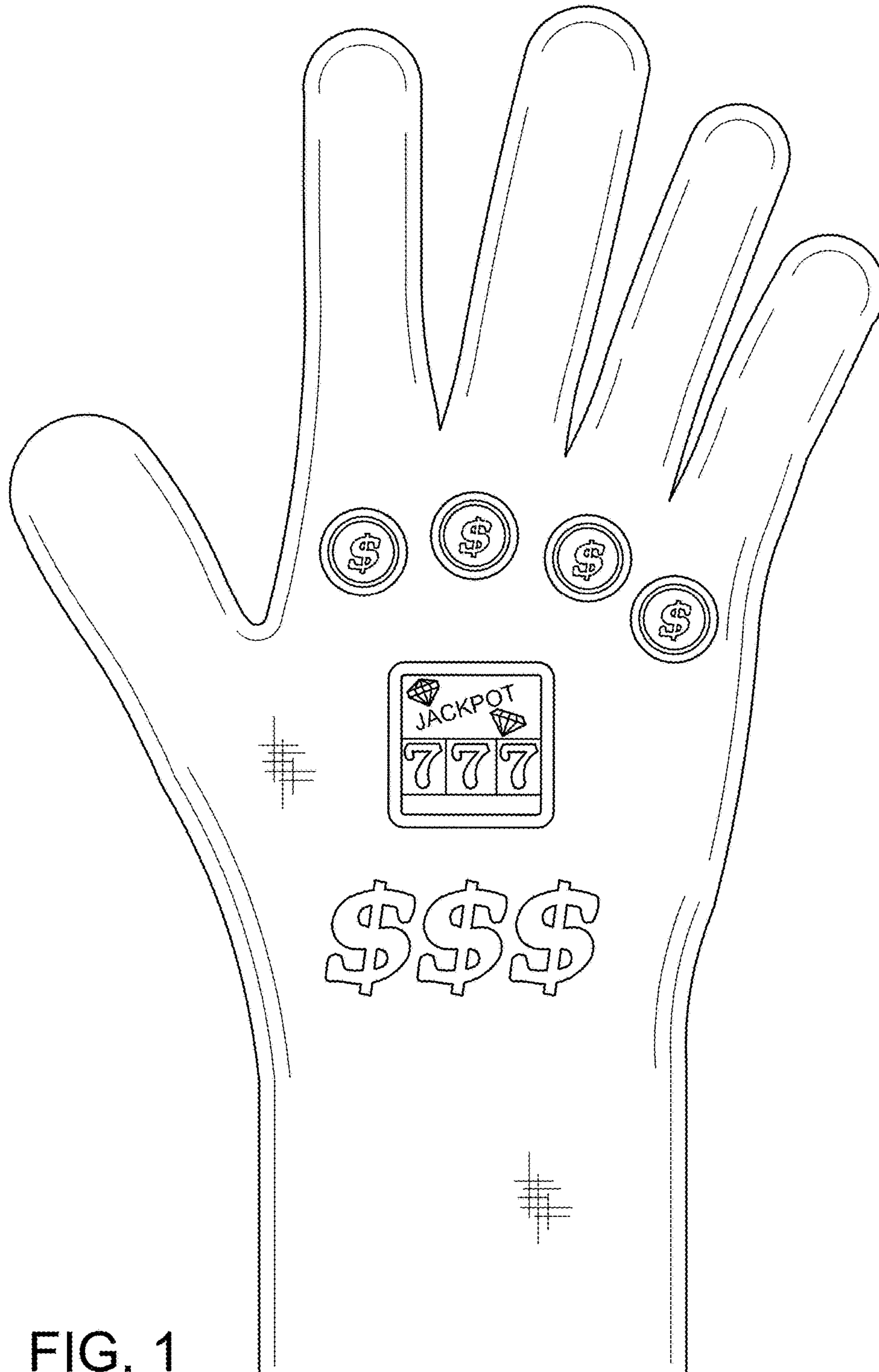


FIG. 1

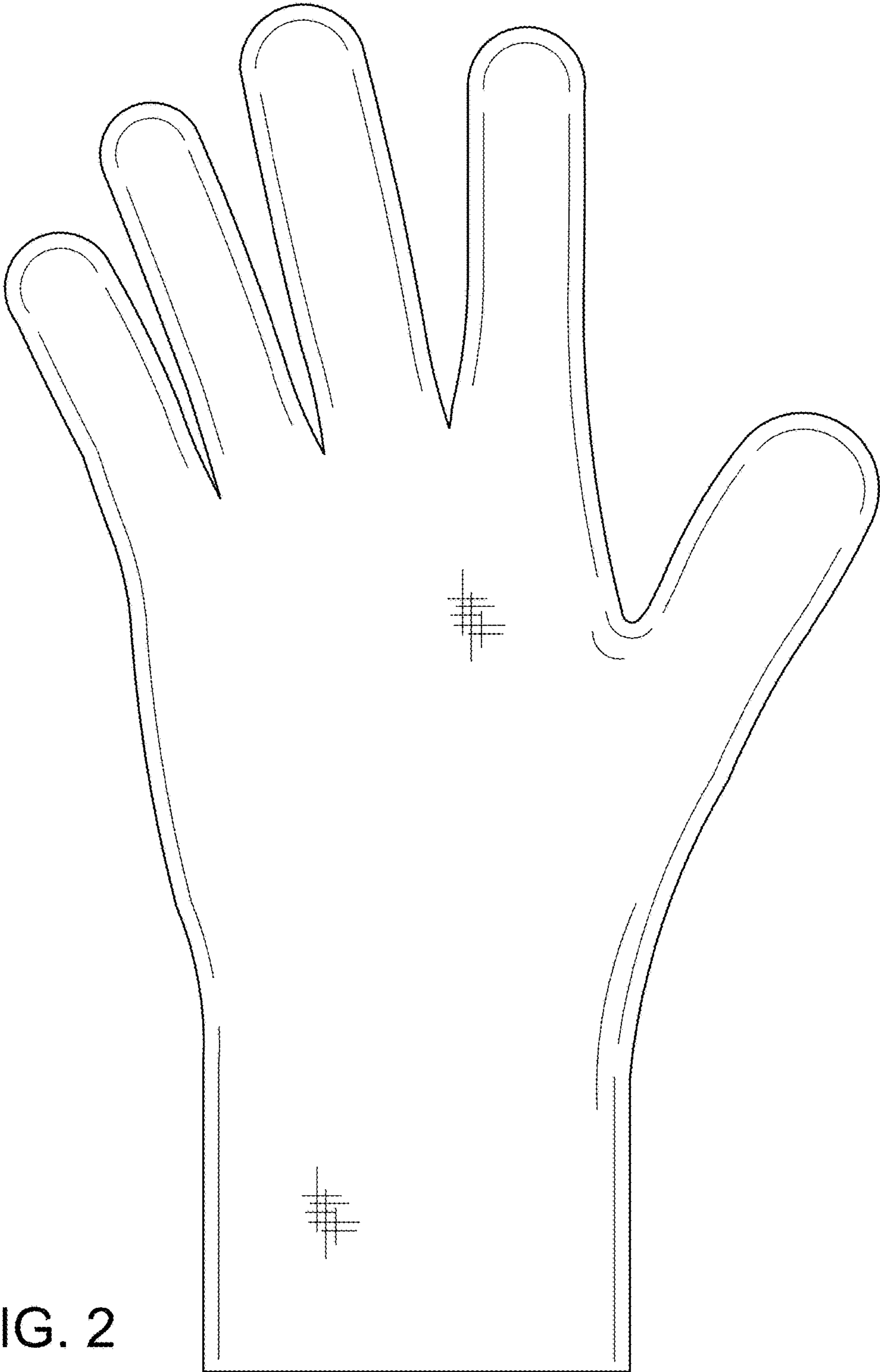


FIG. 2

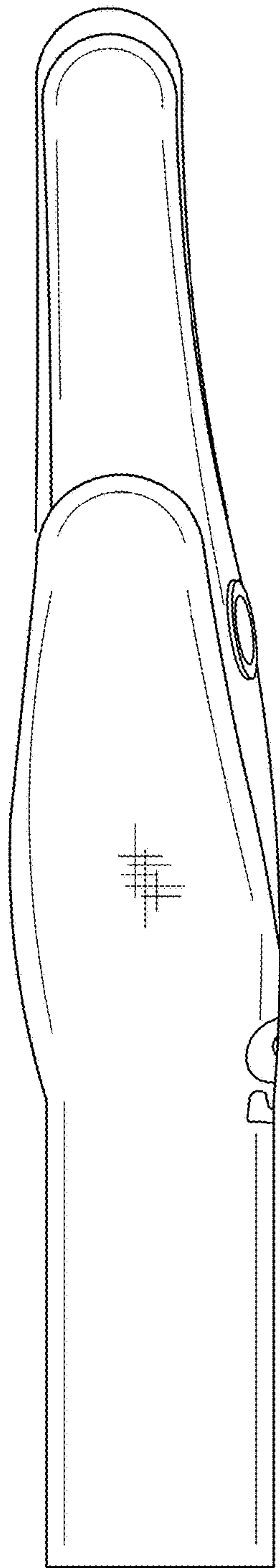


FIG. 3

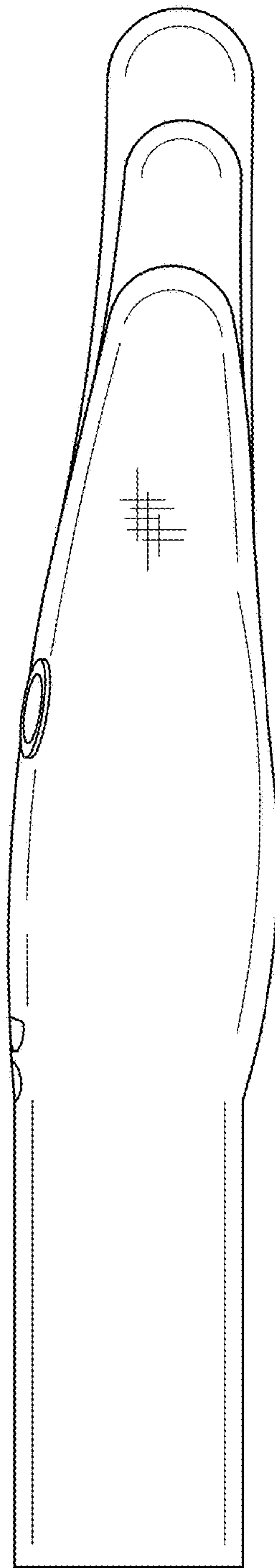


FIG. 4

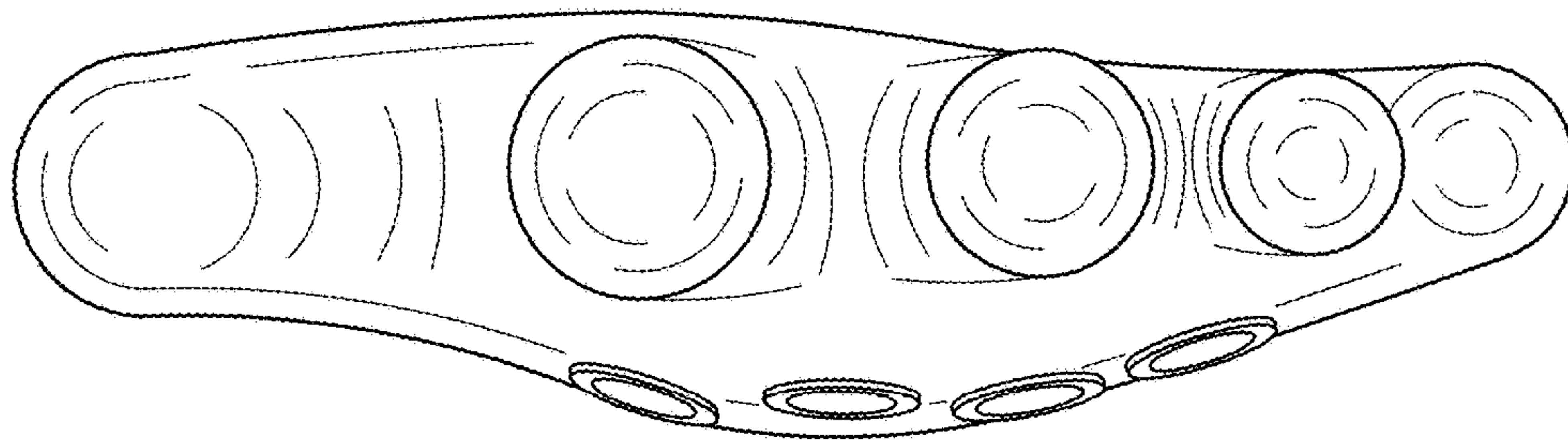


FIG. 5

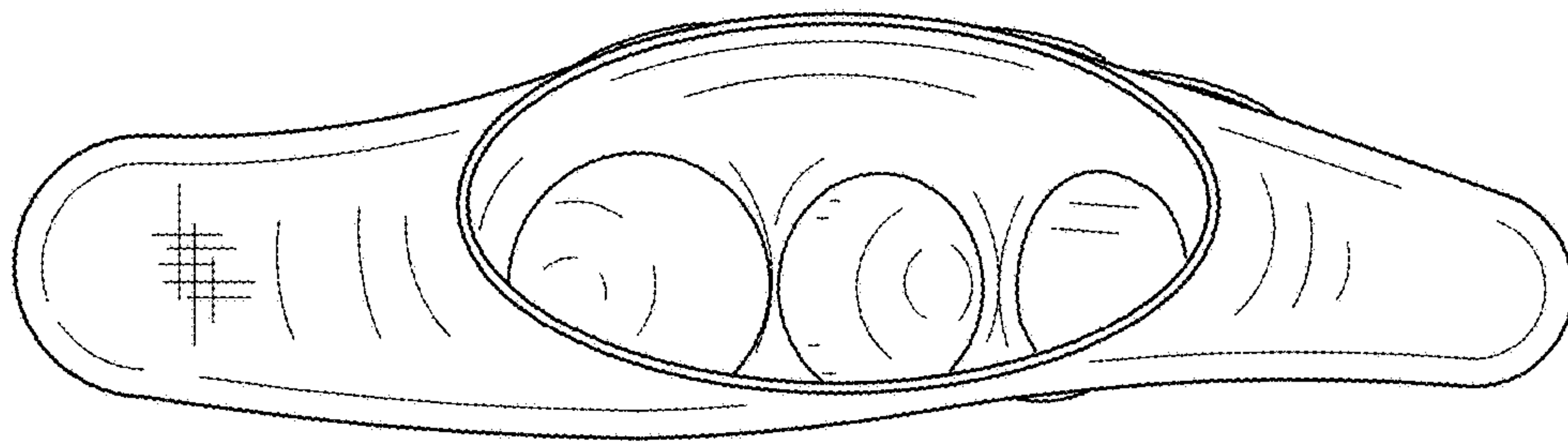


FIG. 6