



US00D821685S

(12) **United States Design Patent** (10) **Patent No.:** **US D821,685 S**  
**Rubio Lamas et al.** (45) **Date of Patent:** **\*\* Jul. 3, 2018**

- (54) **SNACK PRODUCT**
- (71) Applicant: **GRUMA S.A.B. de C.V.**, San Pedro Garza Garcia (MX)
- (72) Inventors: **Felipe A. Rubio Lamas**, Edinburg, TX (US); **Arturo Garcia Solis**, Guadalupe (MX); **Rodrigo Lobeira Massu**, Guadalupe (MX)
- (73) Assignee: **GRUMA S.A.B. DE C.V.**, San Pedro Garza Garcia (MX)
- (\*\*) Term: **15 Years**
- (21) Appl. No.: **29/583,646**
- (22) Filed: **Nov. 8, 2016**
- (51) **LOC (11) Cl.** ..... **01-01**
- (52) **U.S. Cl.**  
USPC ..... **D1/122**
- (58) **Field of Classification Search**  
USPC ..... D1/100-130, 199; 426/2, 89, 92, 104, 426/635, 805, 132, 138, 502, 607, 283; D6/610; D29/120.1, 121.1; D24/189, D24/190, 192, 206; 602/21; D3/218, D3/226, 269; D21/440, 712; 182/882  
CPC .. E04B 2/7818; E04B 2/82; E04C 3/28; E04F 2203/04; A23G 3/50; A23G 3/54; A23J 3/26; A23L 1/0067  
See application file for complete search history.

- D568,482 S \* 5/2008 Gramza ..... D24/190
- 7,882,568 B2 \* 2/2011 Fee ..... A41D 13/0562
- 
- D662,213 S \* 6/2012 Quisenberry ..... D24/206
- D668,426 S 10/2012 Zepf
- D714,519 S 10/2014 Park et al.
- D716,956 S \* 11/2014 Ortega ..... D24/190
- D777,333 S \* 1/2017 Souney ..... D24/190

**FOREIGN PATENT DOCUMENTS**

AU	199703608	5/1998
AU	200400390	8/2004
AU	200913455	9/2009
EM	000183702-0001	5/2004
EM	002214536-0001	4/2013
EM	002523696-0001	8/2014
EM	002523696-0002	8/2014
EM	002523696-0003	8/2014
FR	985193-0001	9/1998
MX	45307	10/2015
MX	47731	8/2016

\* cited by examiner

*Primary Examiner* — Katie Stofko  
(74) *Attorney, Agent, or Firm* — Young & Thompson

(57) **CLAIM**

The ornamental design for a snack product, as shown and described.

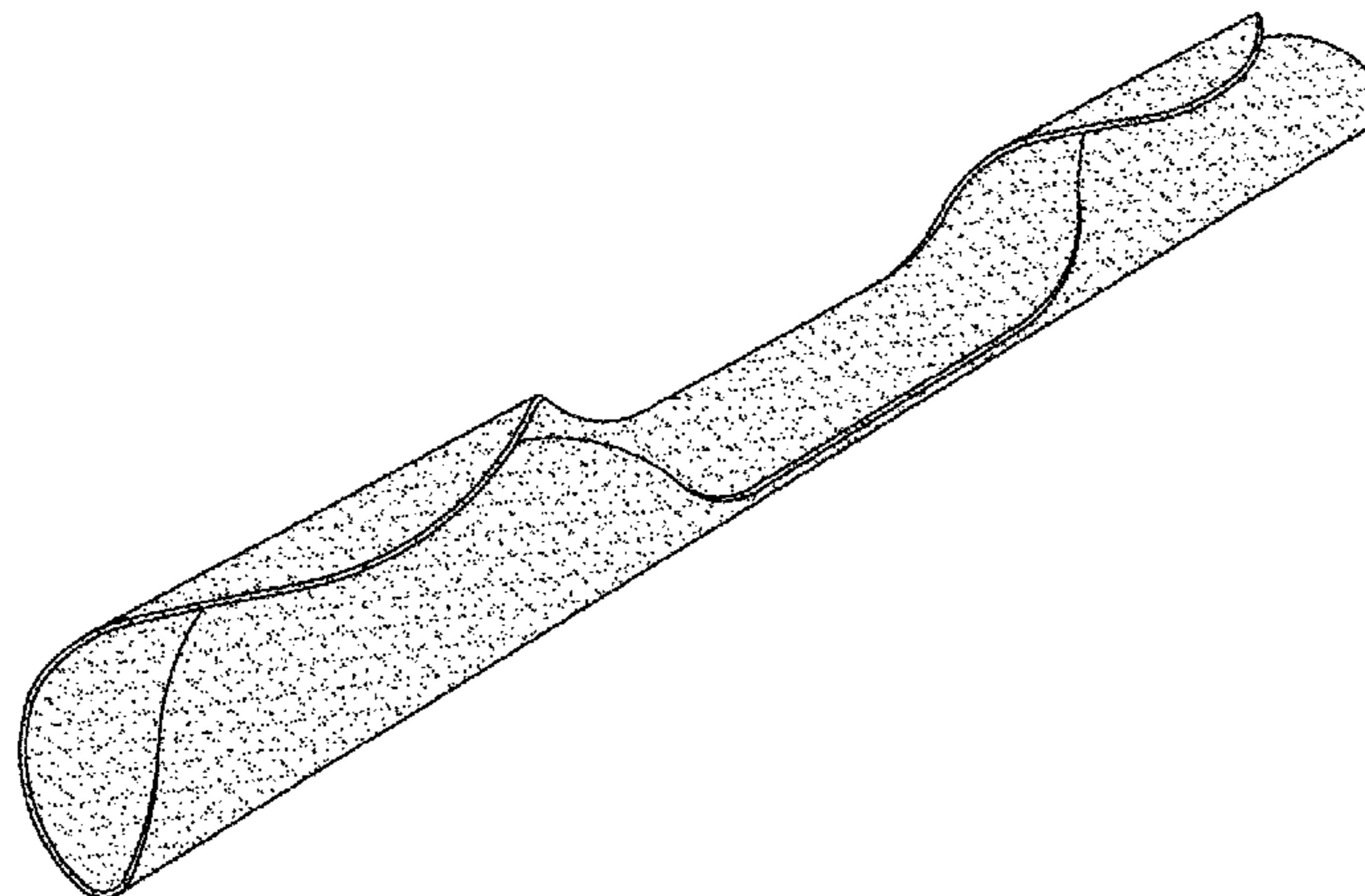
**DESCRIPTION**

FIG. 1 is a front, right side and top perspective view of a snack product showing the new design; FIG. 2 is a right side elevation view thereof; FIG. 3 is a left side elevation view thereof; FIG. 4 is a front elevation view thereof; FIG. 5 is a rear elevation view thereof; FIG. 6 is a top plan view thereof; and, FIG. 7 is a bottom plan view thereof.

**1 Claim, 3 Drawing Sheets**

(56) **References Cited**  
U.S. PATENT DOCUMENTS

- D321,421 S \* 11/1991 Zettle ..... D32/41
- 5,513,658 A \* 5/1996 Goseki ..... A61F 5/0109
- 
- D441,082 S \* 4/2001 Ruscitti ..... D24/190
- D444,879 S \* 7/2001 Rodgers ..... D24/192
- 6,402,712 B1 \* 6/2002 Gauvry ..... A61F 13/062
- 
- D473,315 S \* 4/2003 Miros ..... D24/206



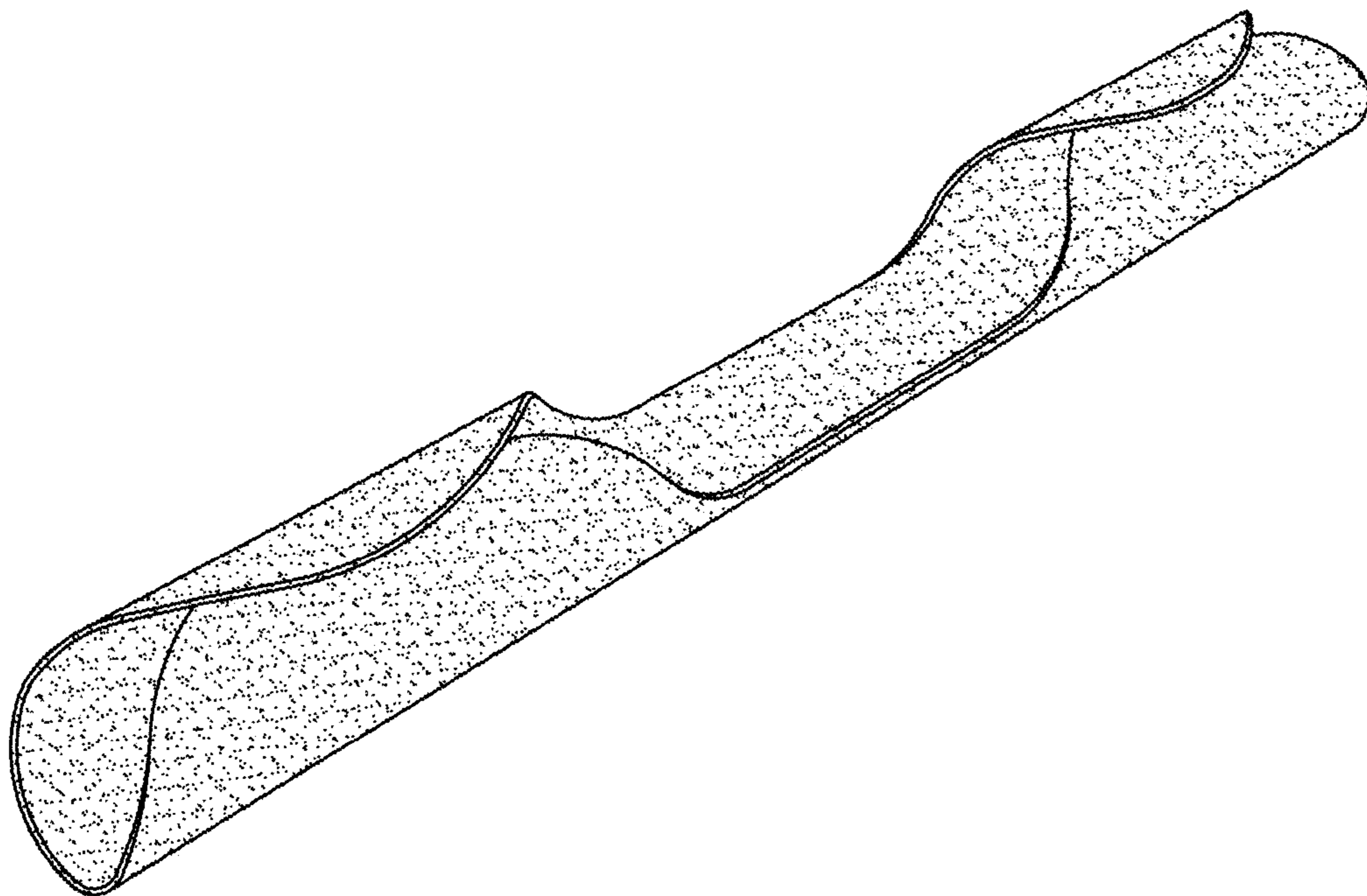


FIG.1

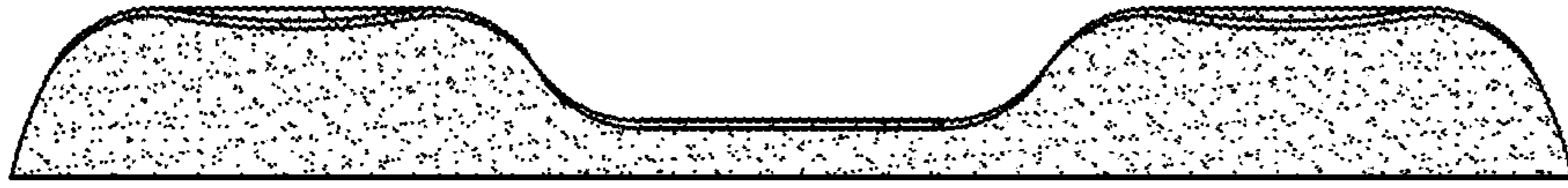


FIG. 2



FIG. 3

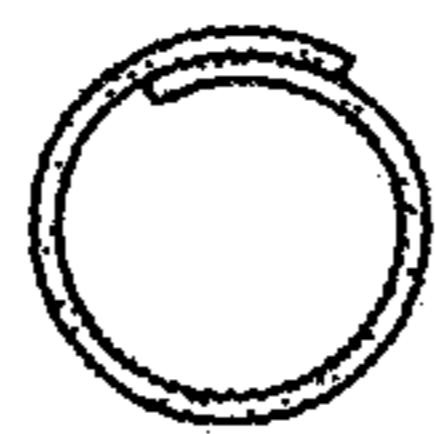


FIG. 4

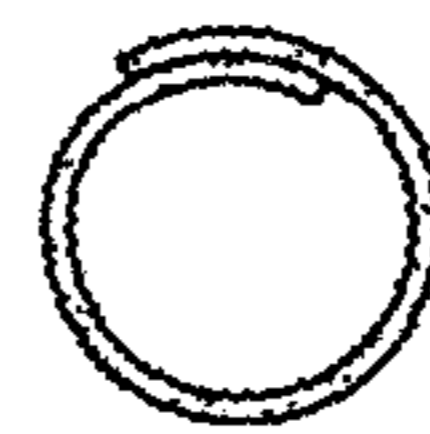


FIG. 5

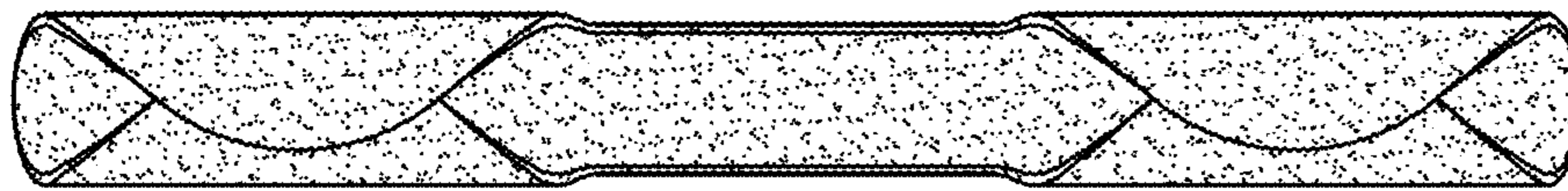


FIG. 6




FIG. 7