



US00D821680S

(12) **United States Design Patent**
Michel et al.

(10) **Patent No.:** **US D821,680 S**
(45) **Date of Patent:** **** Jul. 3, 2018**

(54) **SALT BLOCK**
(71) Applicant: **ESCO-European Salt Company GmbH & Co., KG**, Hannover (DE)
(72) Inventors: **Evelyne Michel**, Levallois-Perret (FR); **Thorsten Kopp**, Hannover (DE)
(73) Assignee: **ESCO-EUROPEAN SALT COMPANY GmbH CO., KG**, Hannover (DE)

D206,429 S * 12/1966 Eckelman D1/121
D226,595 S * 4/1973 Caunas D1/121
D310,130 S * 8/1990 van Kooten D1/100
D375,950 S * 11/1996 Jones D14/137
D383,153 S * 9/1997 Jones D18/56
D415,193 S * 10/1999 Jones 347/88
5,988,805 A * 11/1999 Meinhardt B41J 2/17593
347/88
D512,784 S * 12/2005 Quintana D25/115
D519,711 S * 5/2006 Dreano D1/121
D804,610 S * 12/2017 Rubio D23/207

* cited by examiner

(**) Term: **15 Years**

Primary Examiner — Katie Jane Stofko

(21) Appl. No.: **29/594,786**

(74) *Attorney, Agent, or Firm* — Oblon, McClelland, Maier & Neustadt, L.L.P.

(22) Filed: **Feb. 22, 2017**

(51) **LOC (11) Cl.** **01-01**

(57) **CLAIM**

(52) **U.S. Cl.**
USPC **D1/100**

The ornamental design for a salt block, as shown and described.

(58) **Field of Classification Search**
USPC D1/100–130, 199; 426/104, 108, 138, 426/391, 549, 808, 94, 143, 559, 560; D24/101–104; D28/8.1, 63; D6/601; D32/40, 43; D9/707, 756; D30/160; D18/56; D25/113, 115; D23/366
CPC A23G 3/50; A23G 3/54; A23J 3/26; A23L 1/0067; B41J 2/17593
See application file for complete search history.

DESCRIPTION

The present application is related to EUIPO Registered Community Design No. 001448153-0001, registered Apr. 5, 2016, the entire contents and disclosure of which are incorporated by reference herein.

FIG. 1 is a front, top, and left side perspective view of a salt block;

FIG. 2 is a front elevational view thereof;

FIG. 3 is a rear elevational view thereof;

FIG. 4 is a right side elevational view thereof;

FIG. 5 is a left side elevational view thereof;

FIG. 6 is a top plan view thereof; and,

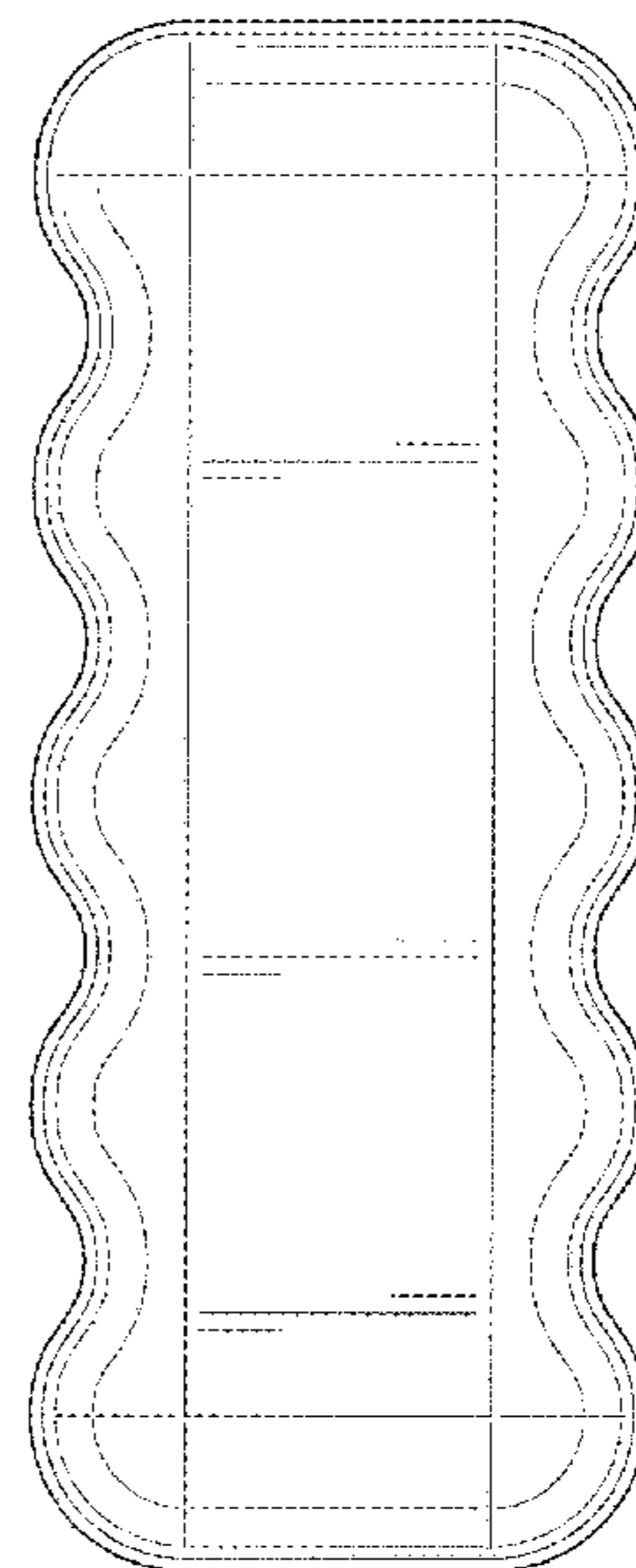
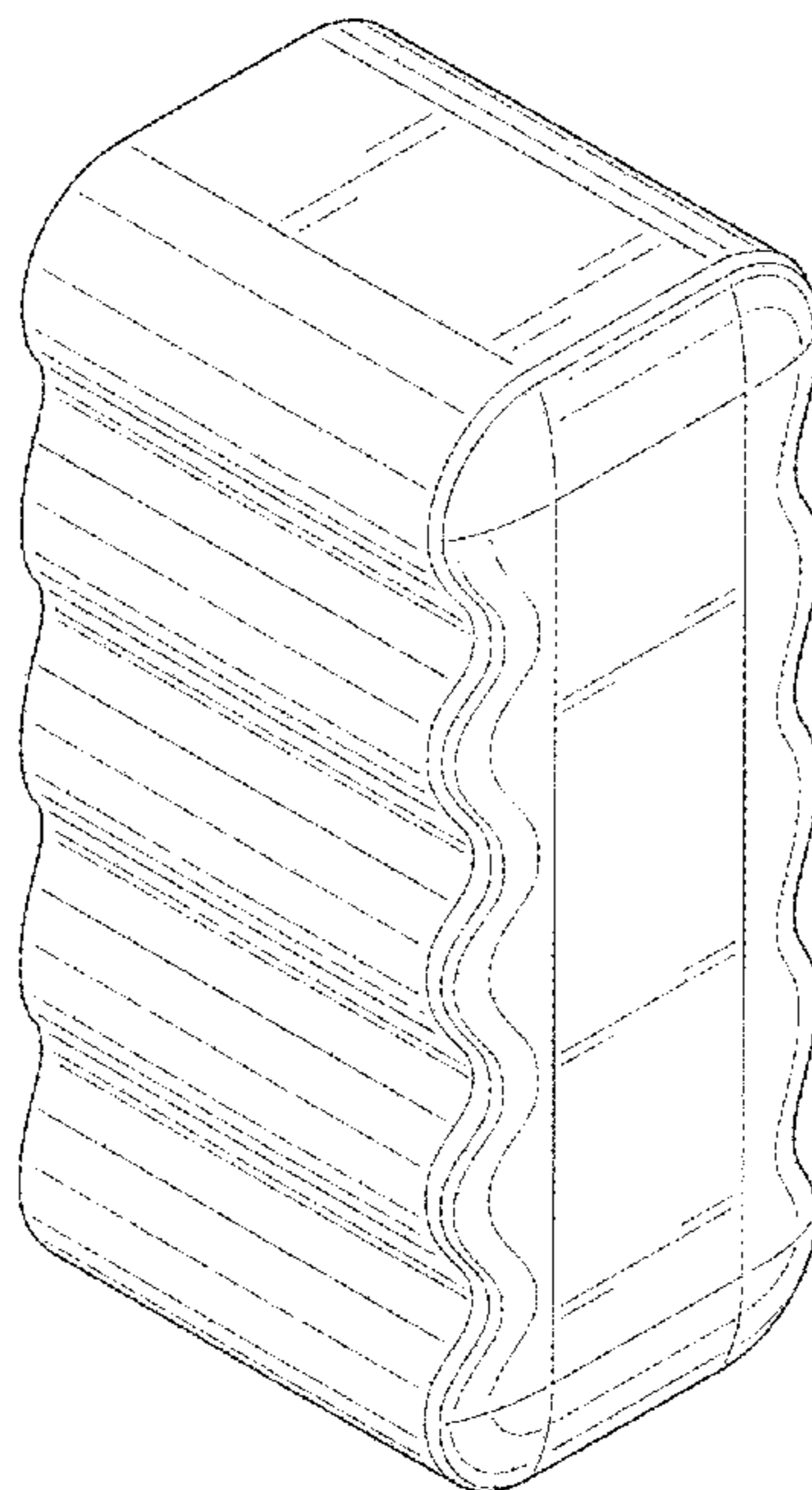
FIG. 7 is a bottom plan view thereof.

(56) **References Cited**

U.S. PATENT DOCUMENTS

D99,590 S * 5/1936 Torongo D1/100
D127,285 S * 5/1941 Siemund D1/121
3,071,476 A * 1/1963 Werft A23G 3/50
131/270

1 Claim, 6 Drawing Sheets



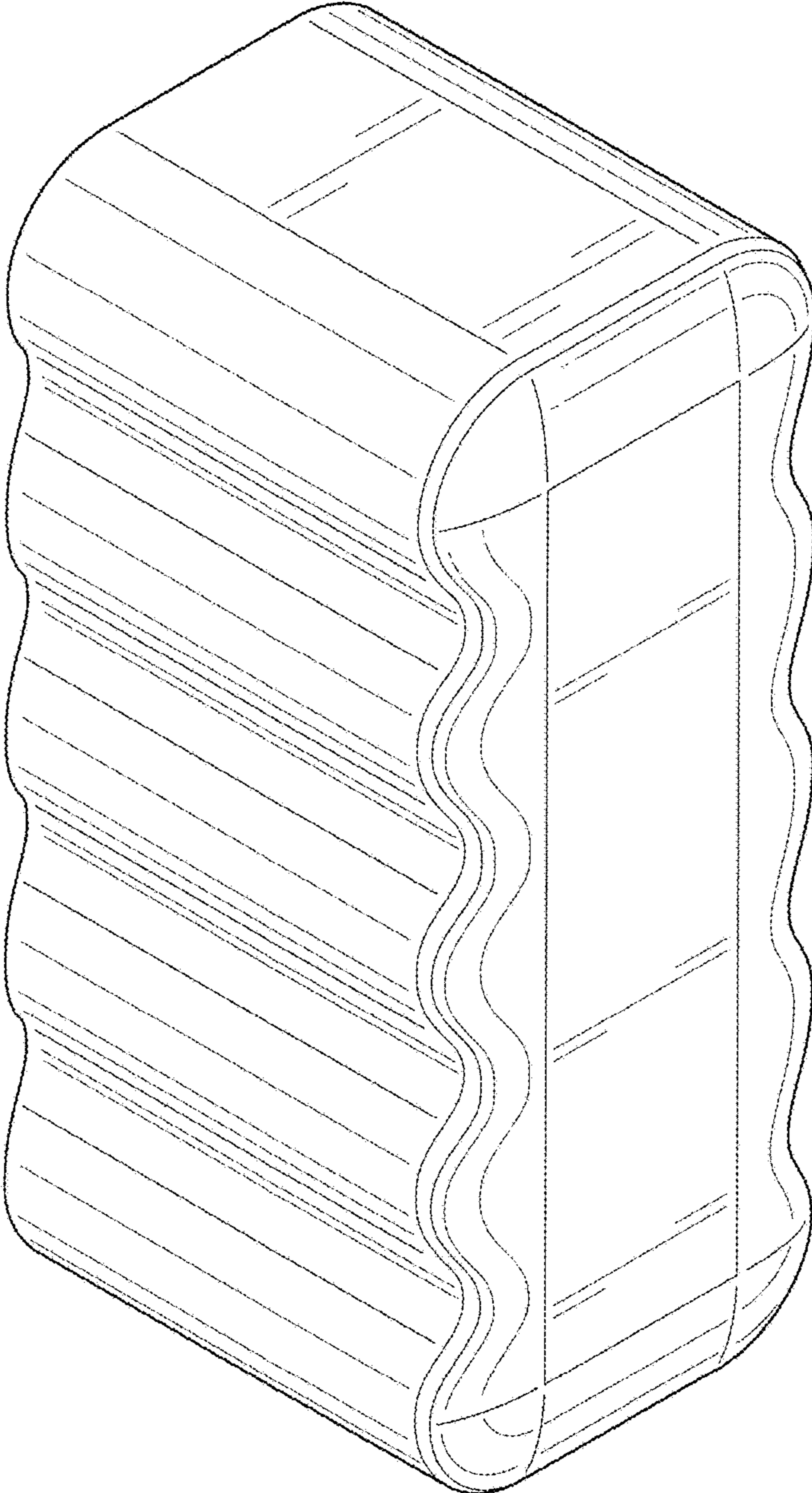


FIG. 1

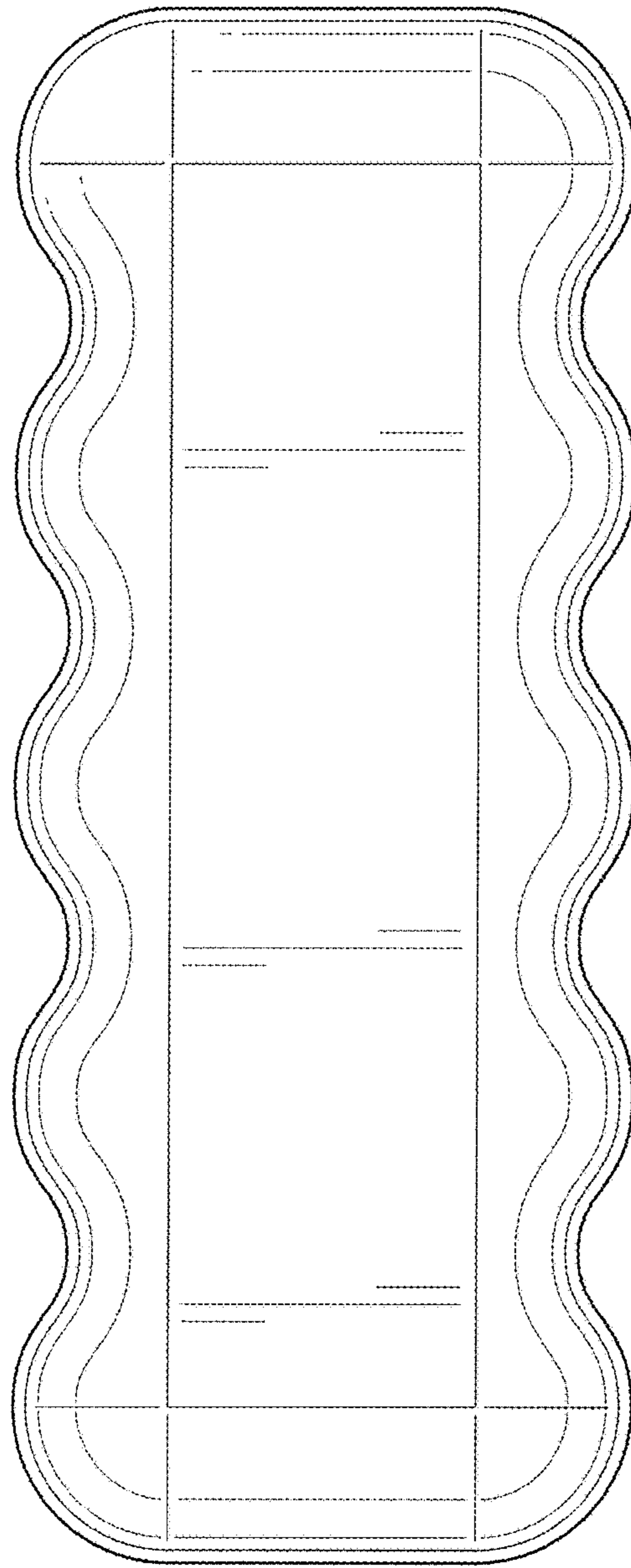


FIG. 2

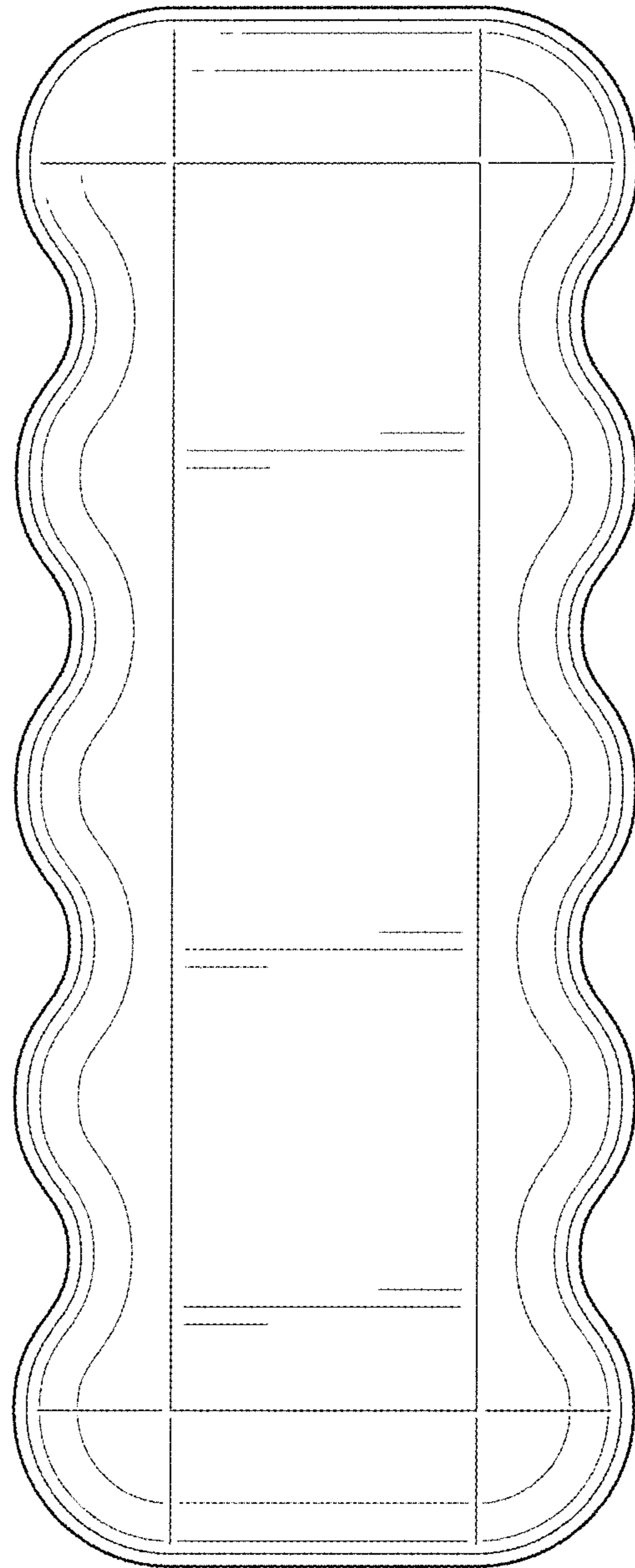


FIG. 3




FIG. 4




FIG. 5




FIG. 6




FIG. 7