

US00D821654S

(12) **United States Design Patent** (10) **Patent No.:** **US D821,654 S**  
**Roby et al.** (45) **Date of Patent:** **\*\* Jun. 26, 2018**

(54) **SHIN GUARD PLATE**  
(71) Applicant: **Sirchie Acquisition Company, LLC**,  
Youngsville, NC (US)  
(72) Inventors: **John Roby**, Youngsville, NC (US);  
**Jason Emerline**, Raleigh, NC (US);  
**Andrew Mariella**, Raleigh, NC (US);  
**Thomas Africa**, Lebanon, OH (US);  
**Kevin Vititoe**, Westerville, OH (US);  
**Sherry Jones**, Pataskala, NC (US)  
(73) Assignee: **SIRCHIE ACQUISITION**  
**COMPANY, LLC.**, Youngsville, NC  
(US)

8,961,733 B2 \* 2/2015 Dodd ..... A41D 13/0153  
156/290  
D779,740 S \* 2/2017 Ferrari ..... D29/120.1  
2004/0216213 A1 11/2004 Paciorkowski  
2007/0250977 A1 11/2007 Brown et al.  
2008/0134419 A1 6/2008 Kalaam et al.  
2009/0025126 A1 1/2009 Crossman et al.  
2011/0231985 A1 9/2011 Bishop

(\*\*) Term: **15 Years**  
(21) Appl. No.: **29/599,646**

(22) Filed: **Apr. 5, 2017**  
(51) **LOC (11) Cl.** ..... **29-02**  
(52) **U.S. Cl.**  
USPC ..... **D29/120.1**  
(58) **Field of Classification Search**  
USPC ..... D29/101.1, 101.3, 101.4, 101.5, 100,  
D29/120.1, 121.1; 428/51, 131, 196;  
D5/47, 54, 55, 56, 57; D6/582; D32/40;  
442/327, 394; 451/523, 533, 537, 539;  
D8/90  
CPC ..... A41D 13/015; A41D 13/0543; A63B  
71/1225

See application file for complete search history.

(56) **References Cited**  
U.S. PATENT DOCUMENTS

4,608,716 A 9/1986 Brumfield  
7,488,349 B2 \* 2/2009 Einarsson ..... A61F 2/78  
623/32

**OTHER PUBLICATIONS**

International Search Report dated Jun. 27, 2017 issued in related PCT/US2017/026814.

\* cited by examiner

*Primary Examiner* — Randall H Gholson  
(74) *Attorney, Agent, or Firm* — McGuireWoods LLP

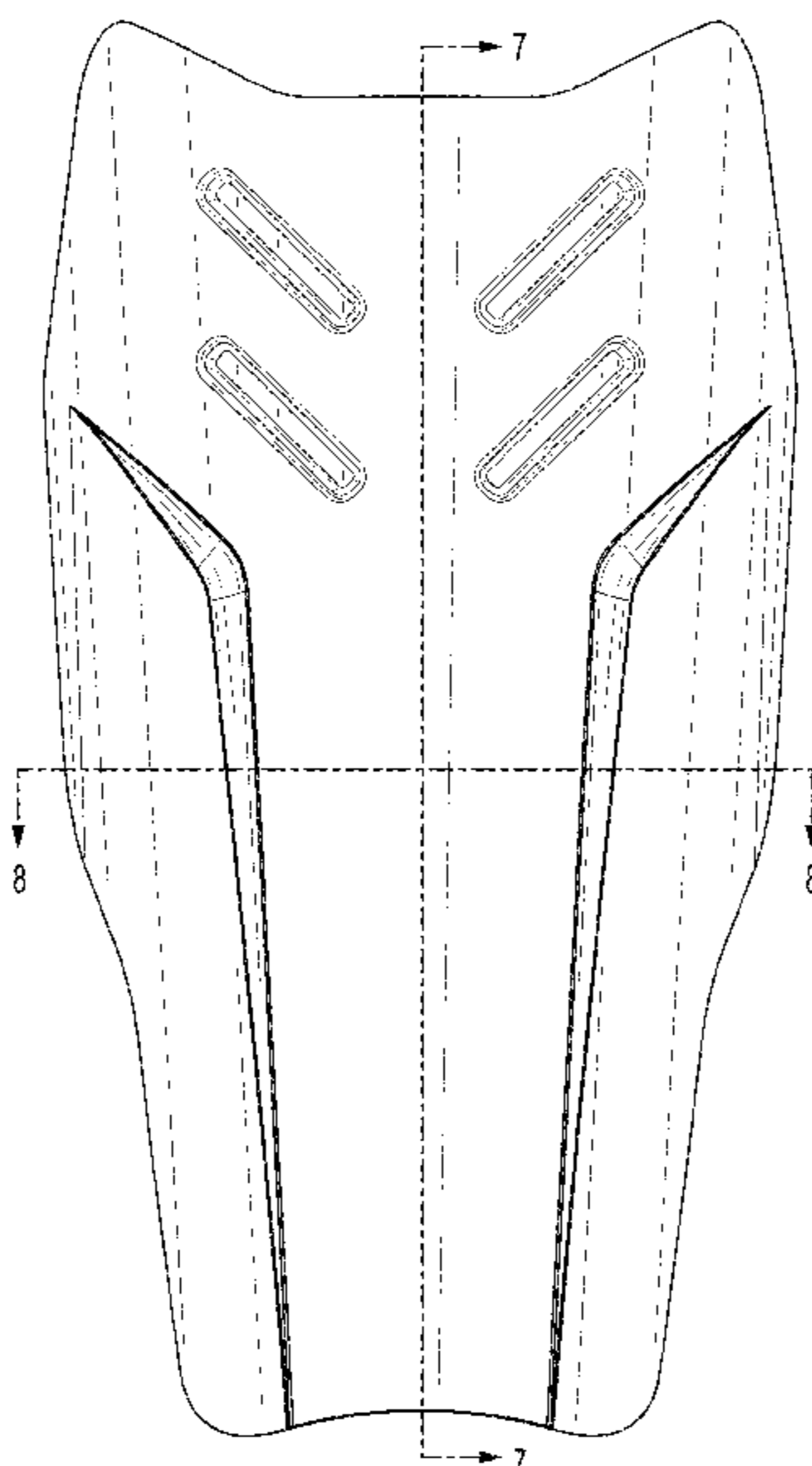
(57) **CLAIM**

We claim the ornamental design for a shin guard plate, as shown and described.

**DESCRIPTION**

FIG. 1 is a front view of shin guard plate;  
FIG. 2 is a left side view of the shin guard plate;  
FIG. 3 is a right side view of the shin guard plate;  
FIG. 4 is a bottom view of the shin guard plate;  
FIG. 5 is a top view of the shin guard plate;  
FIG. 6 is a back view of the shin guard plate; and  
FIG. 7 is a sectional along 7-7 of the shin guard plate; and,  
FIG. 8 is a sectional along 8-8 of the shin guard plate.  
Any subject matter shown in dashed lines form no part of the claimed invention.

**1 Claim, 7 Drawing Sheets**



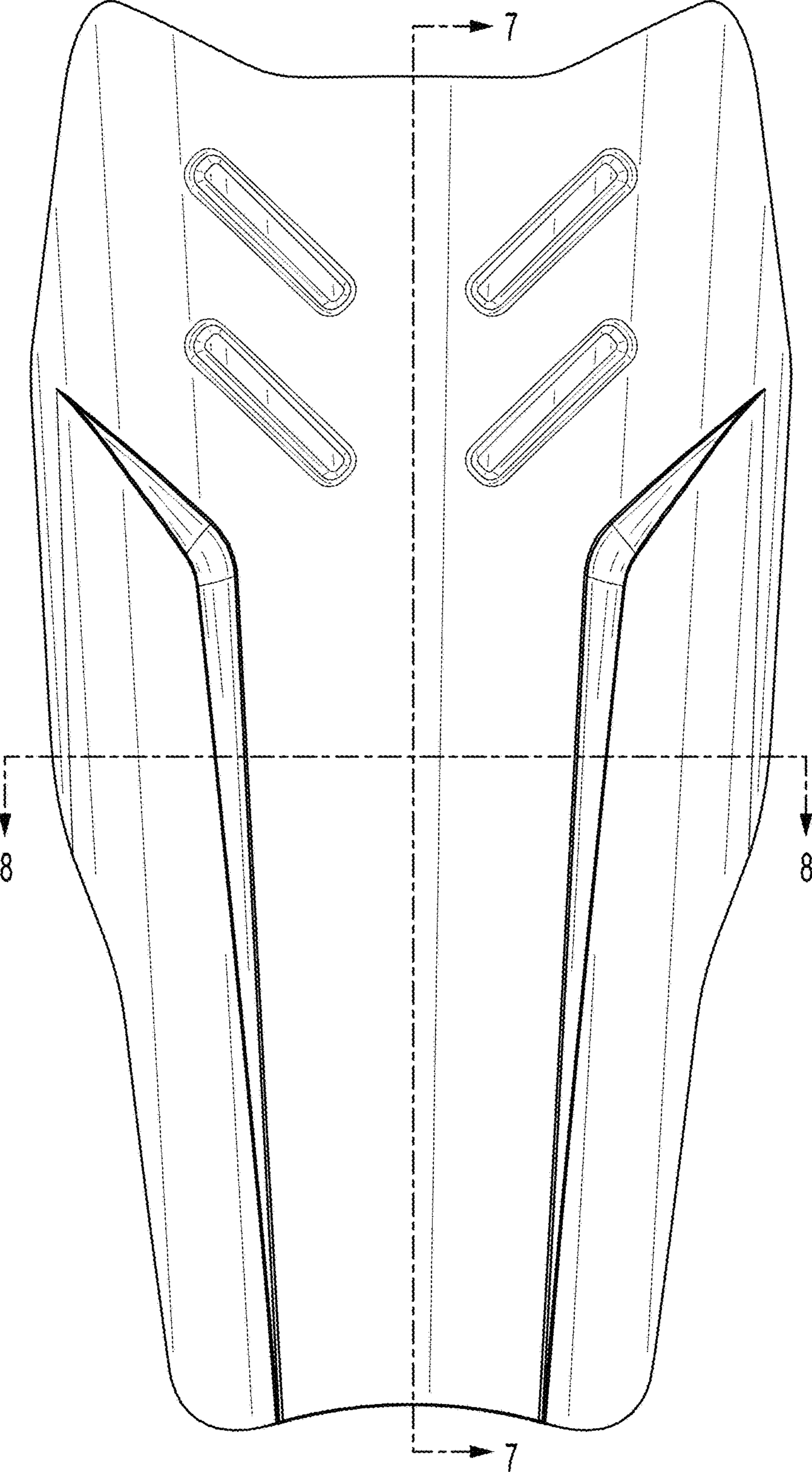


FIG. 1

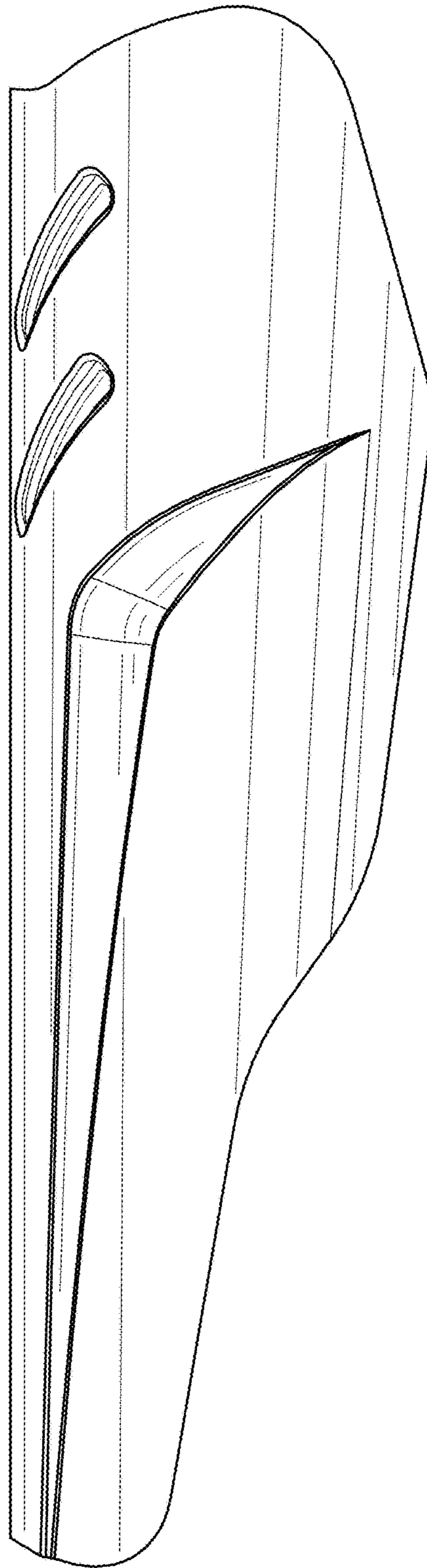


FIG. 2

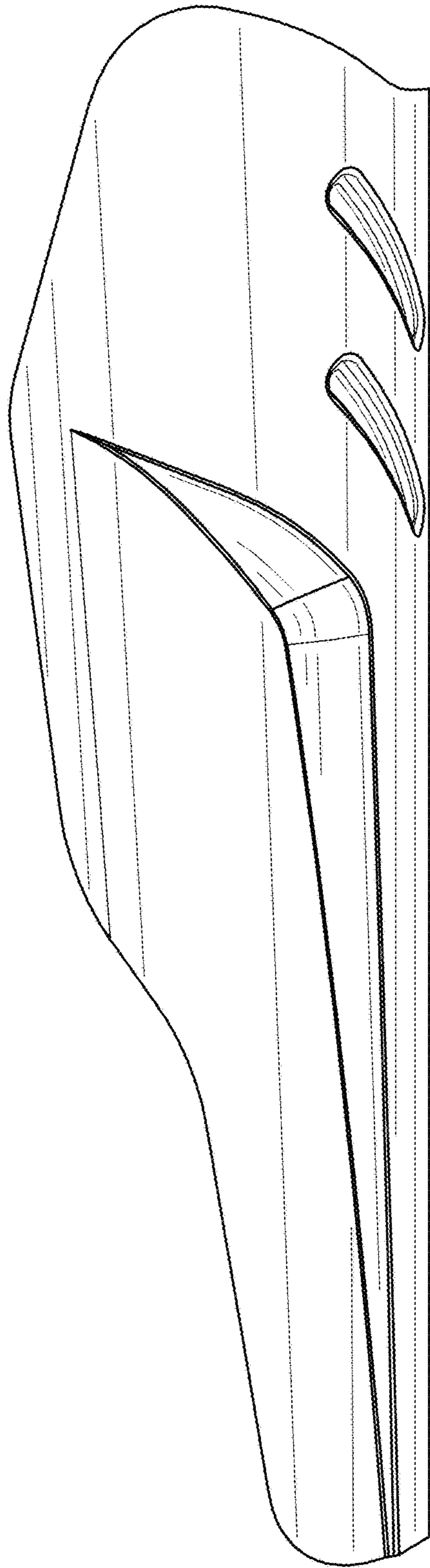


FIG. 3



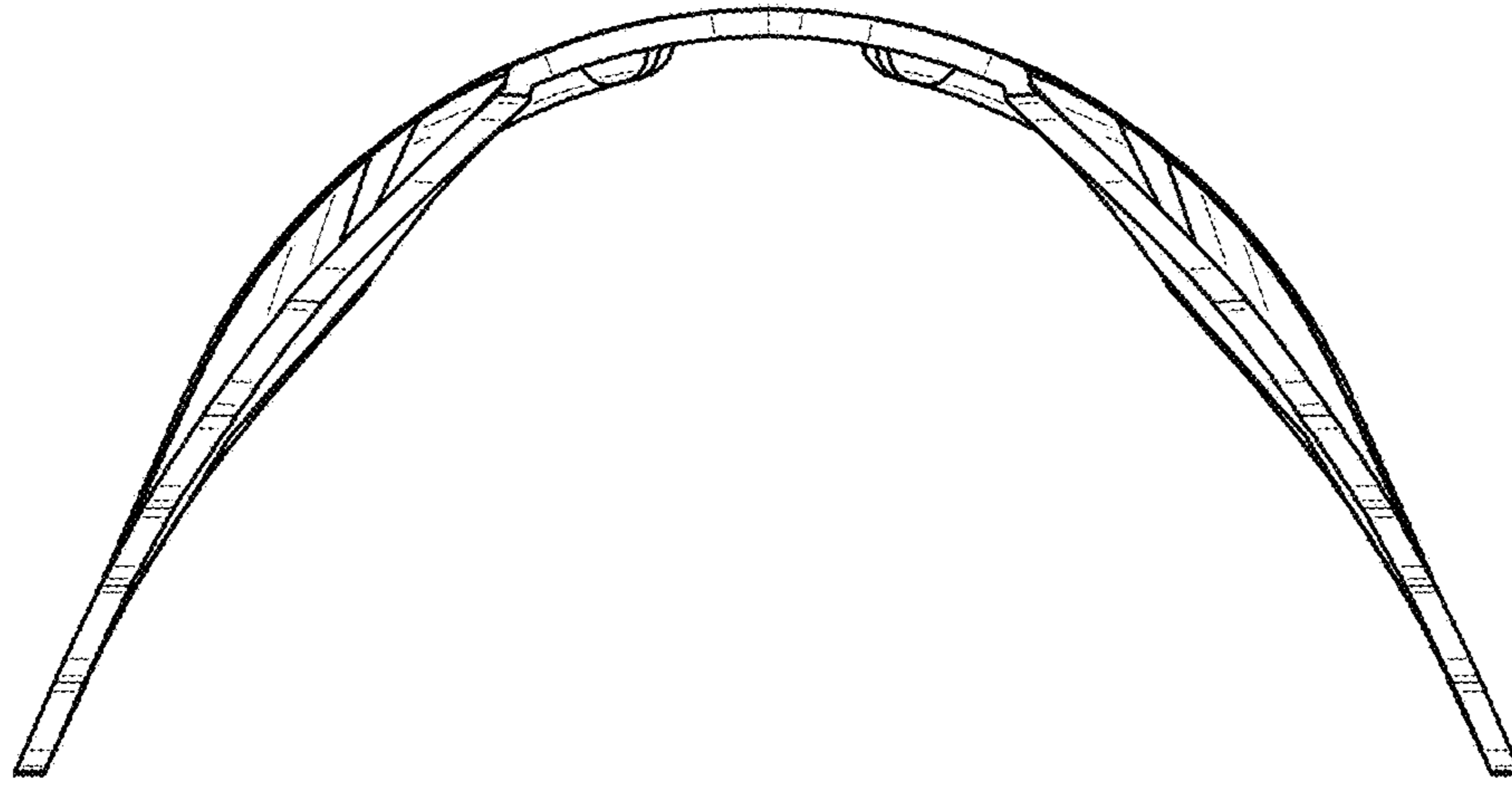


FIG. 4

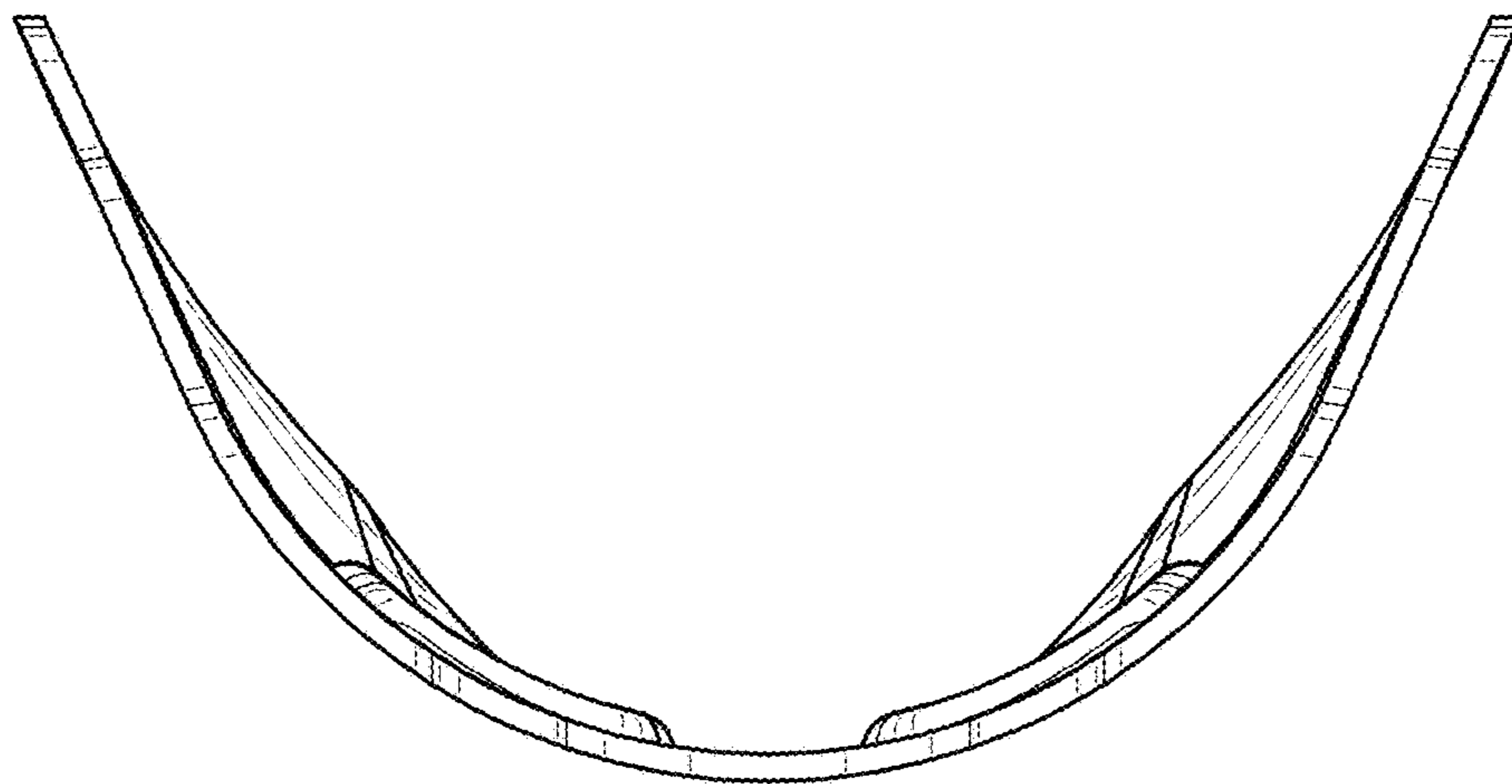


FIG. 5

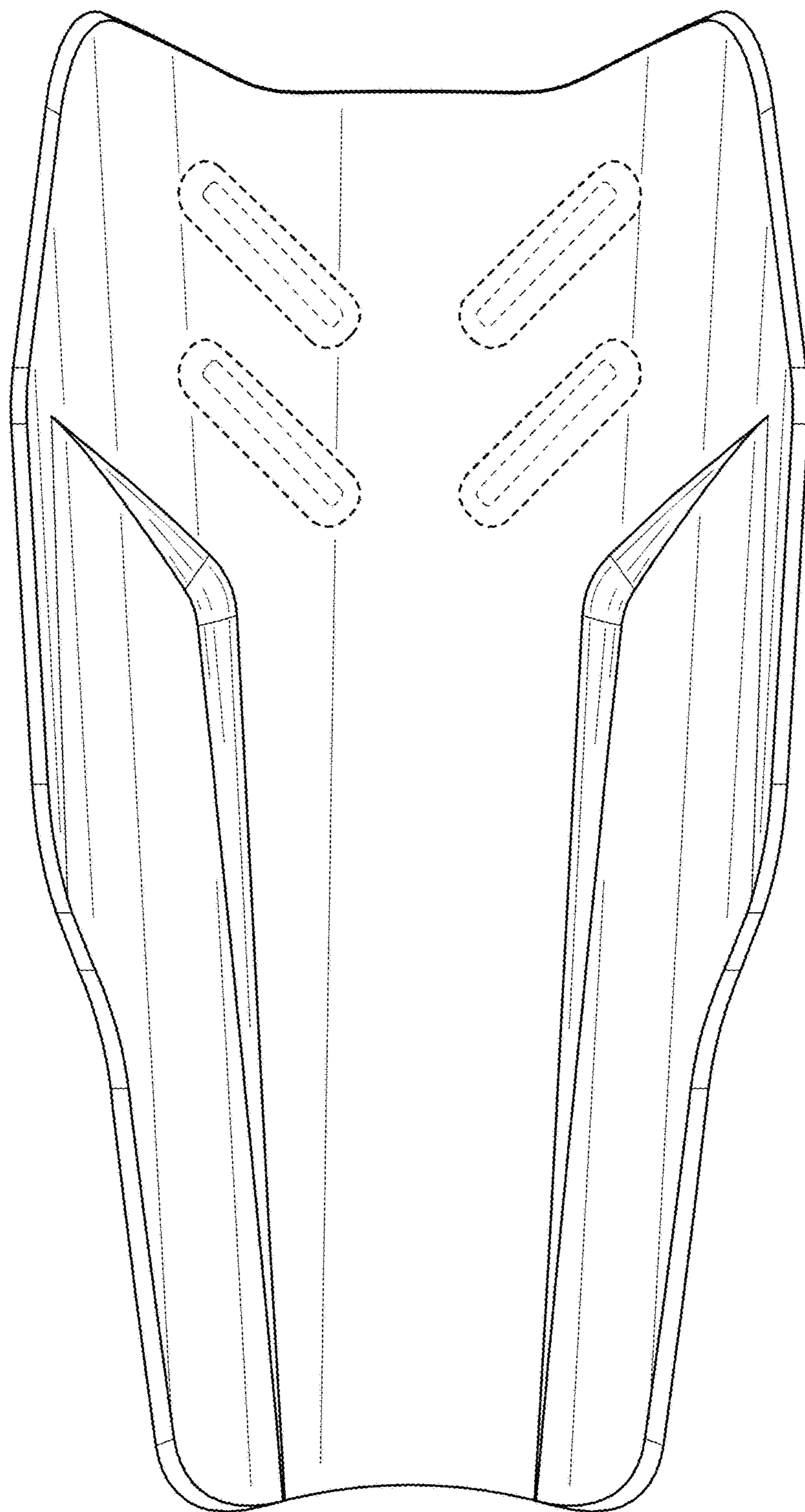


FIG. 6

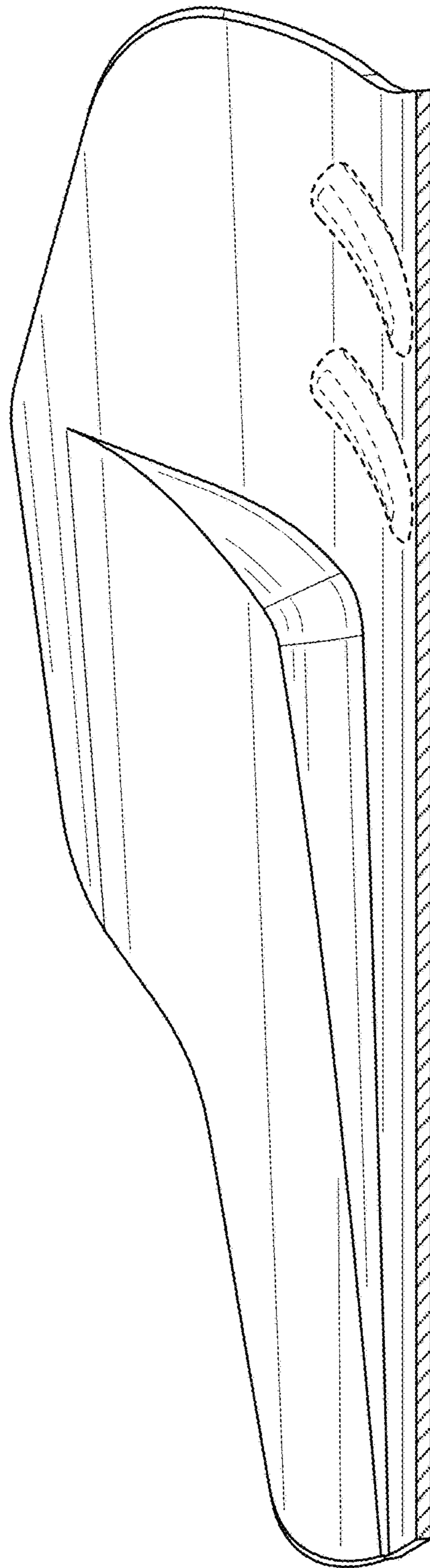


FIG. 7

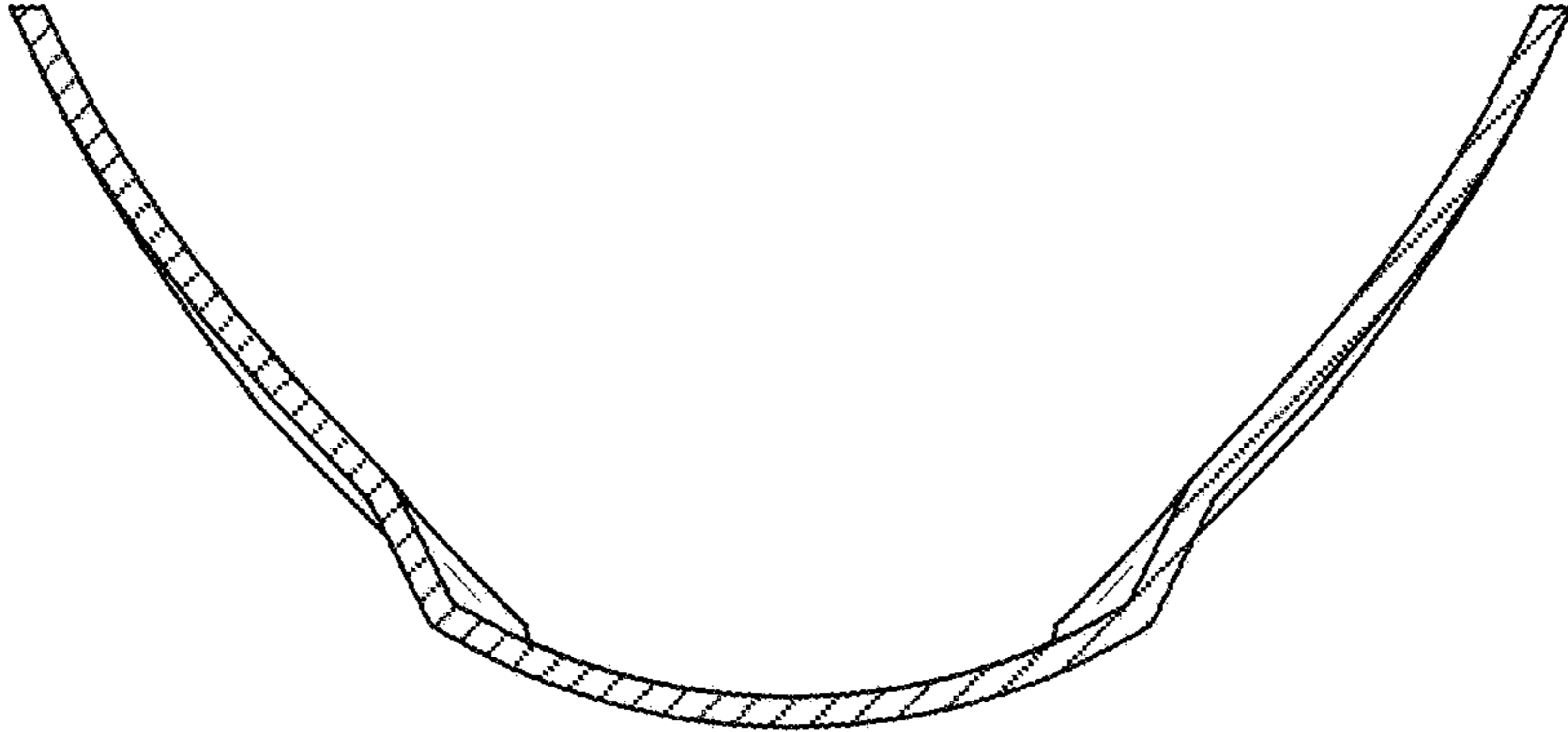


FIG. 8



UNITED STATES PATENT AND TRADEMARK OFFICE  
**CERTIFICATE OF CORRECTION**

PATENT NO. : D821,654 S  
APPLICATION NO. : 29/599646  
DATED : June 26, 2018  
INVENTOR(S) : John Roby et al.

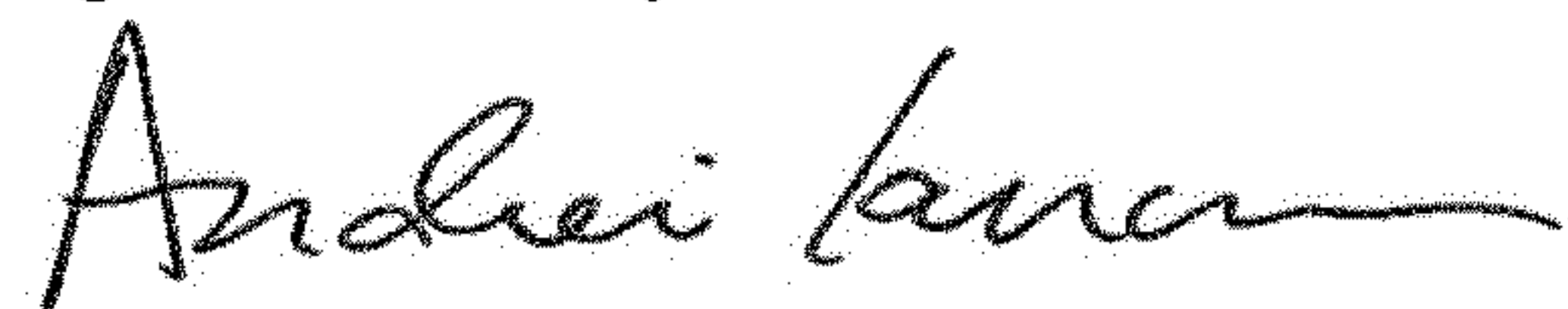
Page 1 of 1

It is certified that error appears in the above-identified patent and that said Letters Patent is hereby corrected as shown below:

On the Title Page

Column 1, Line 9, correct the following "Sherry Jones, Pataskala, NC (US)" to read --Sherry Jones,  
Pataskala, OH (US)--

Signed and Sealed this  
Eighteenth Day of December, 2018



Andrei Iancu  
*Director of the United States Patent and Trademark Office*