



US00D821630S

(12) **United States Design Patent**  
**Coles**

(10) **Patent No.:** **US D821,630 S**  
(45) **Date of Patent:** **\*\* Jun. 26, 2018**

- (54) **LIGHTING DEVICE**
- (71) Applicant: **Mathmos Limited**, Dorset (GB)
- (72) Inventor: **Jonathan Coles**, Oxfordshire (GB)
- (73) Assignee: **Mathmos Limited** (GB)
- (\*\*) Term: **15 Years**
- (21) Appl. No.: **29/591,336**
- (22) Filed: **Jan. 19, 2017**
- (51) **LOC (11) Cl.** ..... **26-05**
- (52) **U.S. Cl.**  
USPC ..... **D26/87**
- (58) **Field of Classification Search**  
USPC ..... D26/72, 80-89, 92  
CPC .. F21S 8/033; F21S 8/036; F21S 8/038; F21S  
9/037; F21W 2121/004; F21W 2131/107  
See application file for complete search history.

D427,709 S *	7/2000	Lee .....	D26/104
D437,965 S *	2/2001	Diviak, Sr. ....	D26/104
D578,240 S *	10/2008	Montalbano .....	D26/85
D579,601 S *	10/2008	Montalbano .....	D26/85
D634,049 S *	3/2011	Wauters .....	D26/85
D737,494 S *	8/2015	Watkins .....	D26/63
2010/0084185 A1 *	4/2010	Barmucha .....	F21S 8/024 174/542

\* cited by examiner

*Primary Examiner* — Cathron C Brooks  
(74) *Attorney, Agent, or Firm* — The Belles Group, P.C.

(57) **CLAIM**

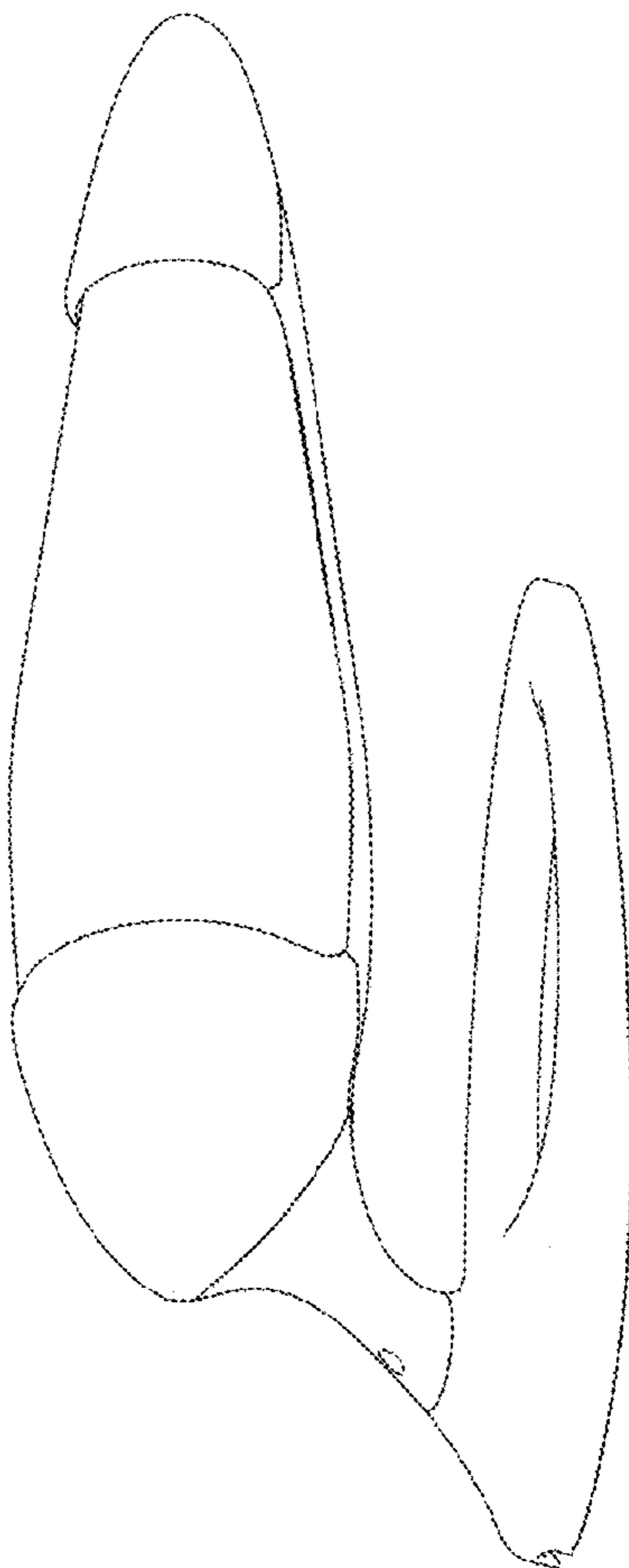
I claim the ornamental design for a lighting device, as shown and described.

**DESCRIPTION**

FIG. 1 is a front left-side perspective view of a lighting device in accordance with the present design;  
FIG. 2 is a rear left-side perspective view thereof;  
FIG. 3 is a front view thereof;  
FIG. 4 is a rear view thereof;  
FIG. 5 is a left-side view thereof, the right-side view thereof being a mirror image of the left-side view;  
FIG. 6 is a top view thereof; and,  
FIG. 7 is a bottom view thereof.

**1 Claim, 7 Drawing Sheets**

- (56) **References Cited**  
U.S. PATENT DOCUMENTS  
D173,404 S \* 11/1954 Axelrod ..... D26/72  
D403,796 S \* 1/1999 Crosby ..... D26/85



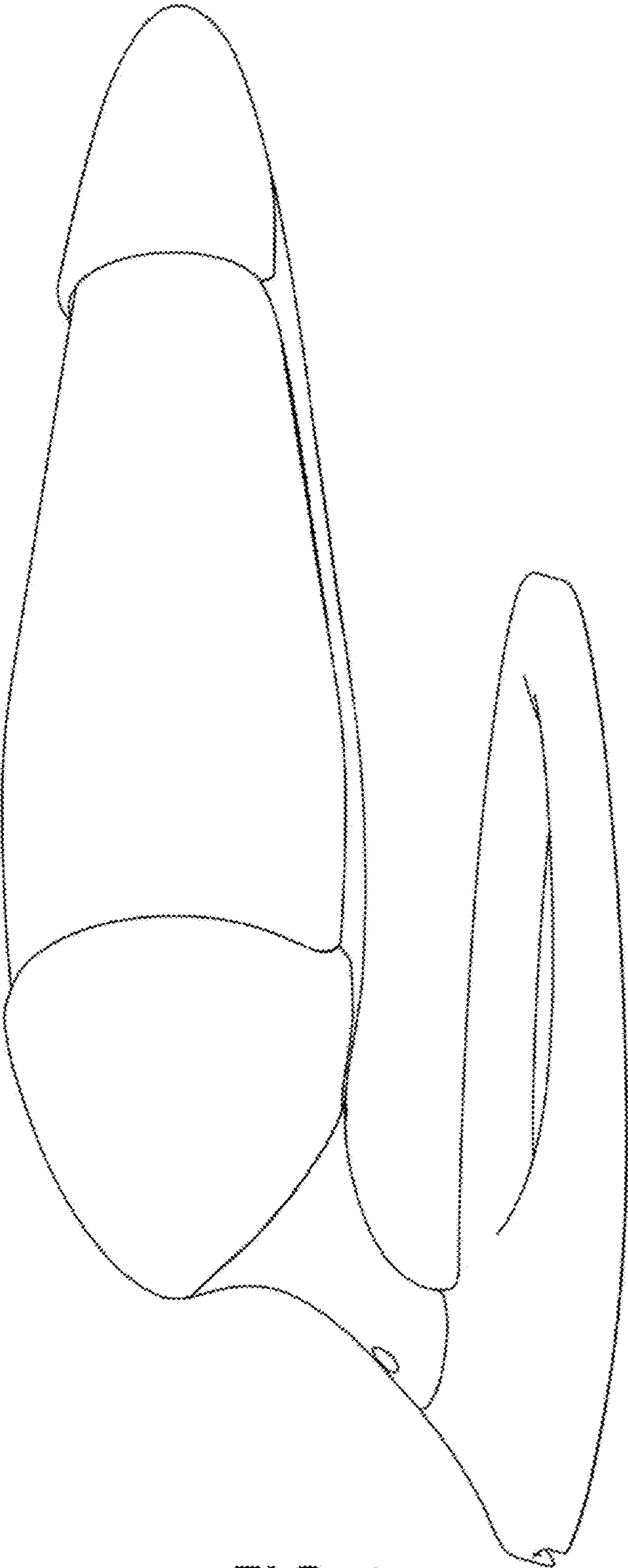


FIG. 1

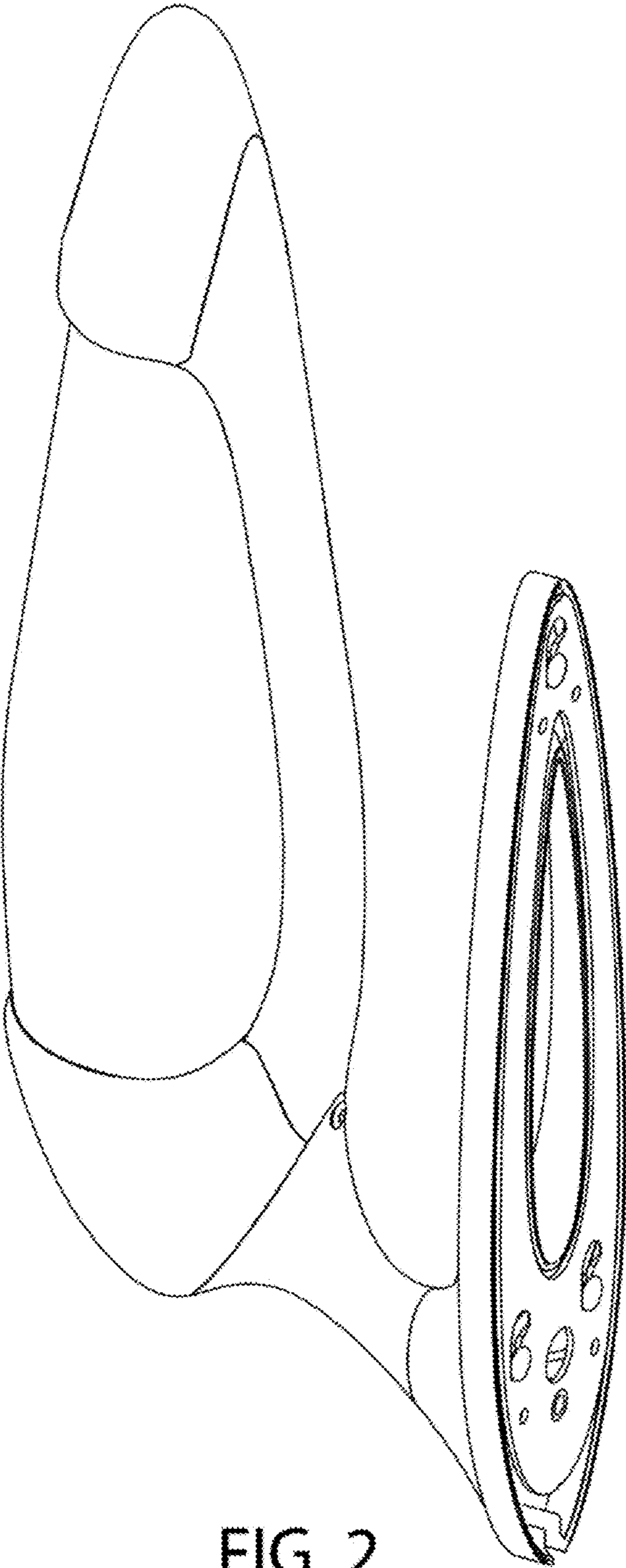


FIG. 2

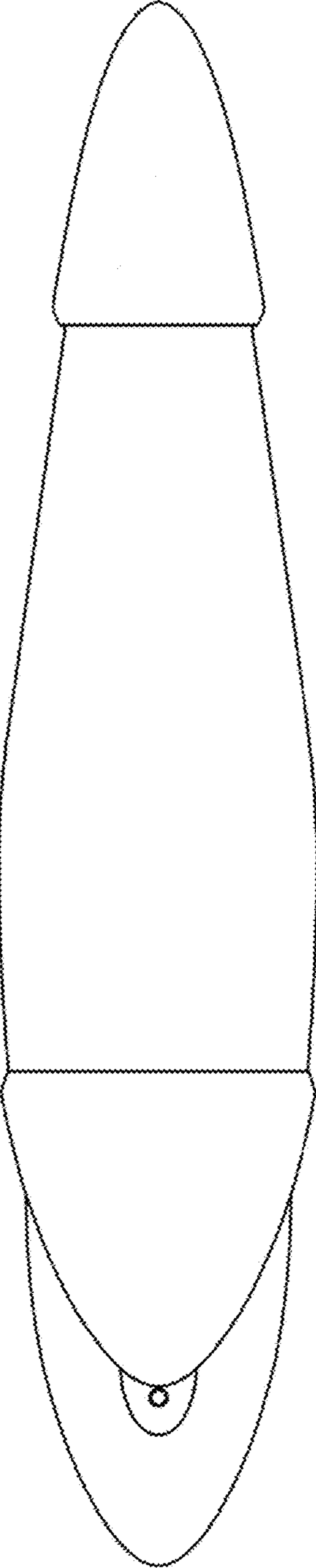


FIG. 3

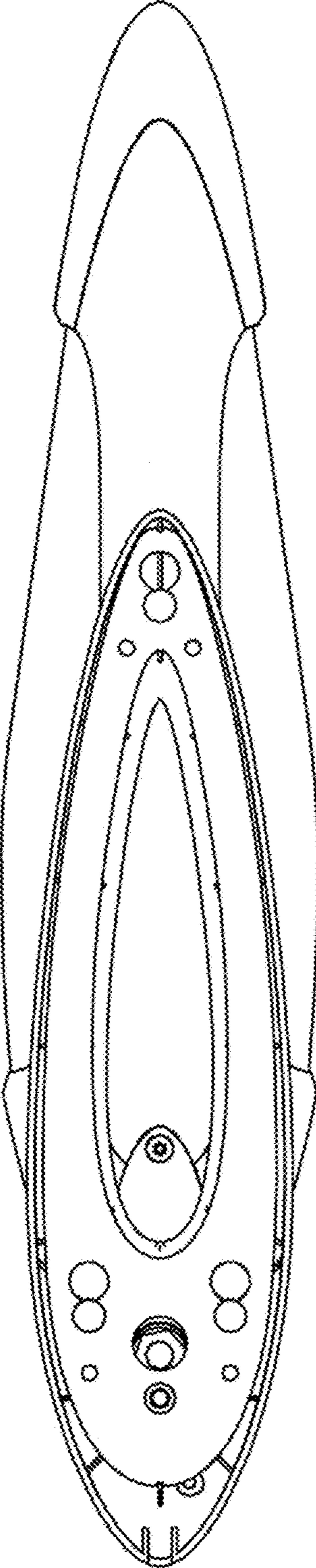


FIG. 4

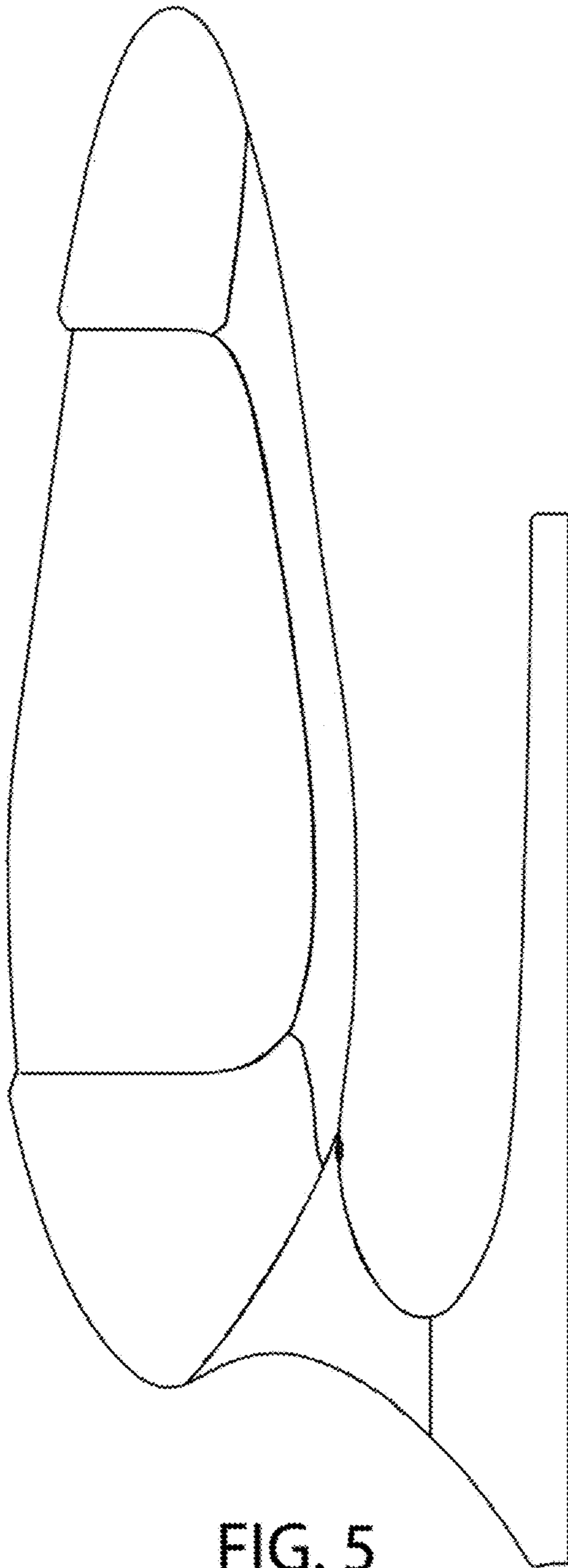


FIG. 5




FIG. 6

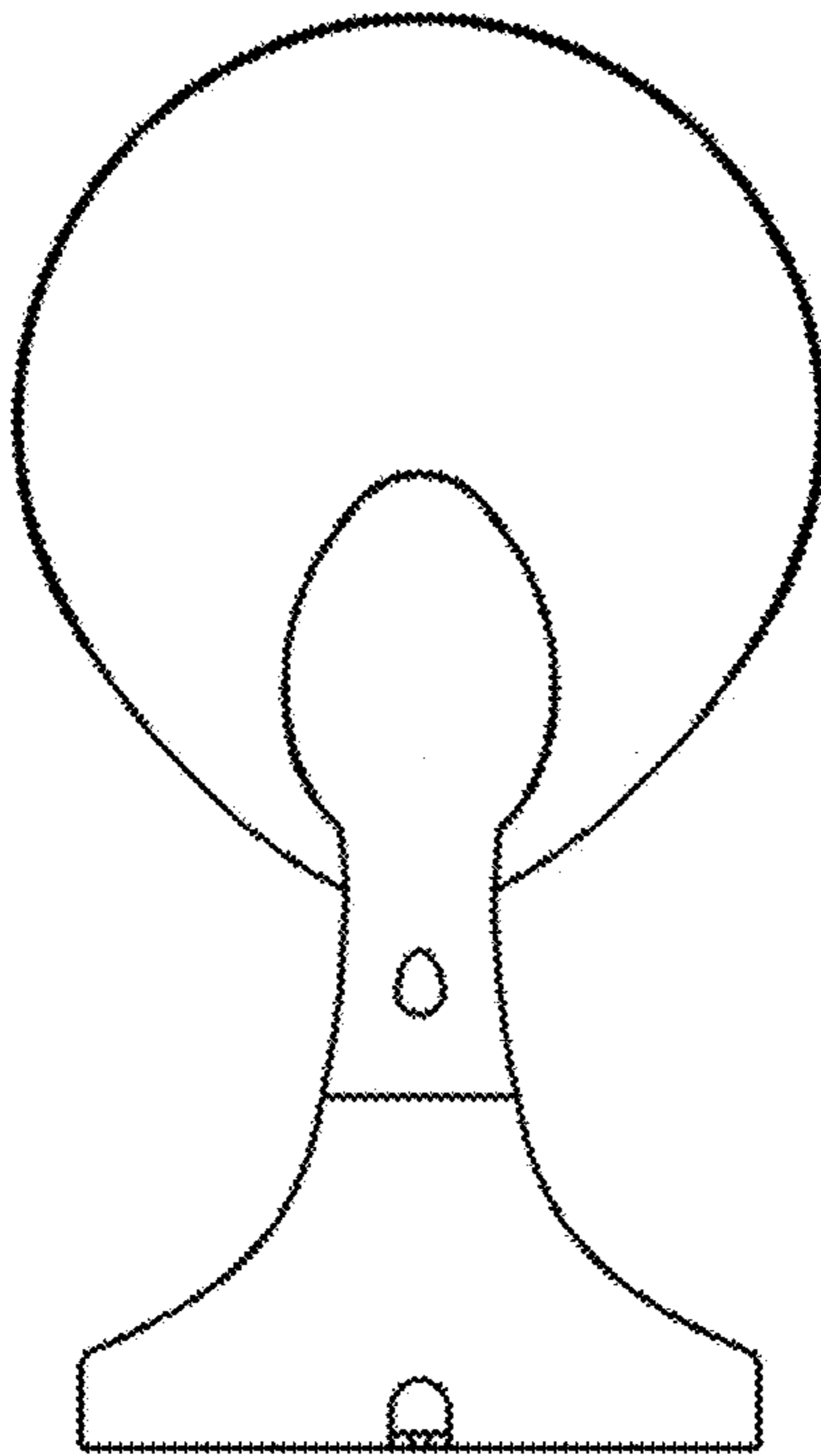


FIG. 7