



US00D821599S

(12) **United States Design Patent**
Greenhouse

(10) **Patent No.:** **US D821,599 S**

(45) **Date of Patent:** **** Jun. 26, 2018**

(54) **ELEVATED HUB FOR A BACK ROLLER**

(71) Applicant: **Max Greenhouse**, Riverside, CA (US)

(72) Inventor: **Max Greenhouse**, Riverside, CA (US)

(**) Term: **15 Years**

(21) Appl. No.: **29/589,512**

(22) Filed: **Jan. 2, 2017**

(51) **LOC (11) Cl.** **28-03**

(52) **U.S. Cl.**
USPC **D24/212**; D24/211

(58) **Field of Classification Search**
USPC 601/19, 27-32, 46, 48, 52, 99, 112, 113,
601/118, 119, 120, 121, DIG. 12,
601/DIG. 14, DIG. 15, DIG. 16, DIG. 17;
D14/218, 484; D24/200, 211, 212, 213,
D24/214, 215; D30/160; D8/354, 358,
D8/359, 360.1; D21/201, 204; D22/137;
D3/24; D15/16, 67, 78; 242/118, 159,
242/169; D12/207; D34/24
CPC A61H 15/00; A61H 1/0292; A61H
2015/0014; A61H 2201/1284; A63B
21/4049; A63B 23/0233
See application file for complete search history.

(56) **References Cited**

U.S. PATENT DOCUMENTS

D79,201 S *	8/1929	Mills	D8/358
1,731,219 A *	10/1929	Atwood	B65H 75/14 242/118.8
3,266,749 A *	8/1966	Tripini	B65H 75/14 D8/358
3,758,045 A *	9/1973	Allen	B65H 75/14 242/159
D253,373 S	11/1979	Celeste		
D290,340 S *	6/1987	McCaffrey	D8/358
D317,113 S *	5/1991	Fowler	D8/358
5,143,056 A	9/1992	Yih-Jong		

D330,506 S *	10/1992	Clivio	D8/358
D334,882 S *	4/1993	Bunch	D8/358
D338,184 S *	8/1993	Ringle'	D12/207
D340,888 S *	11/1993	Ringle	D12/207
5,263,908 A	11/1993	Chen		
D357,952 S	5/1995	Chen		
D390,093 S *	2/1998	Spear	D8/358
D399,857 S *	10/1998	Kanemichi	D15/78
D424,774 S *	5/2000	Zarley	D8/359
D427,389 S *	6/2000	Baiera	D30/160
D432,396 S *	10/2000	Barthel	D8/358
D436,021 S *	1/2001	Arnold	D8/358
D436,520 S *	1/2001	Bulman	D8/358
D441,772 S *	5/2001	Polzer	D15/138

(Continued)

Primary Examiner — Cynthia Ramirez

Assistant Examiner — Michael A Maharajh

(74) *Attorney, Agent, or Firm* — Kirk A. Buhler; Buhler & Associates

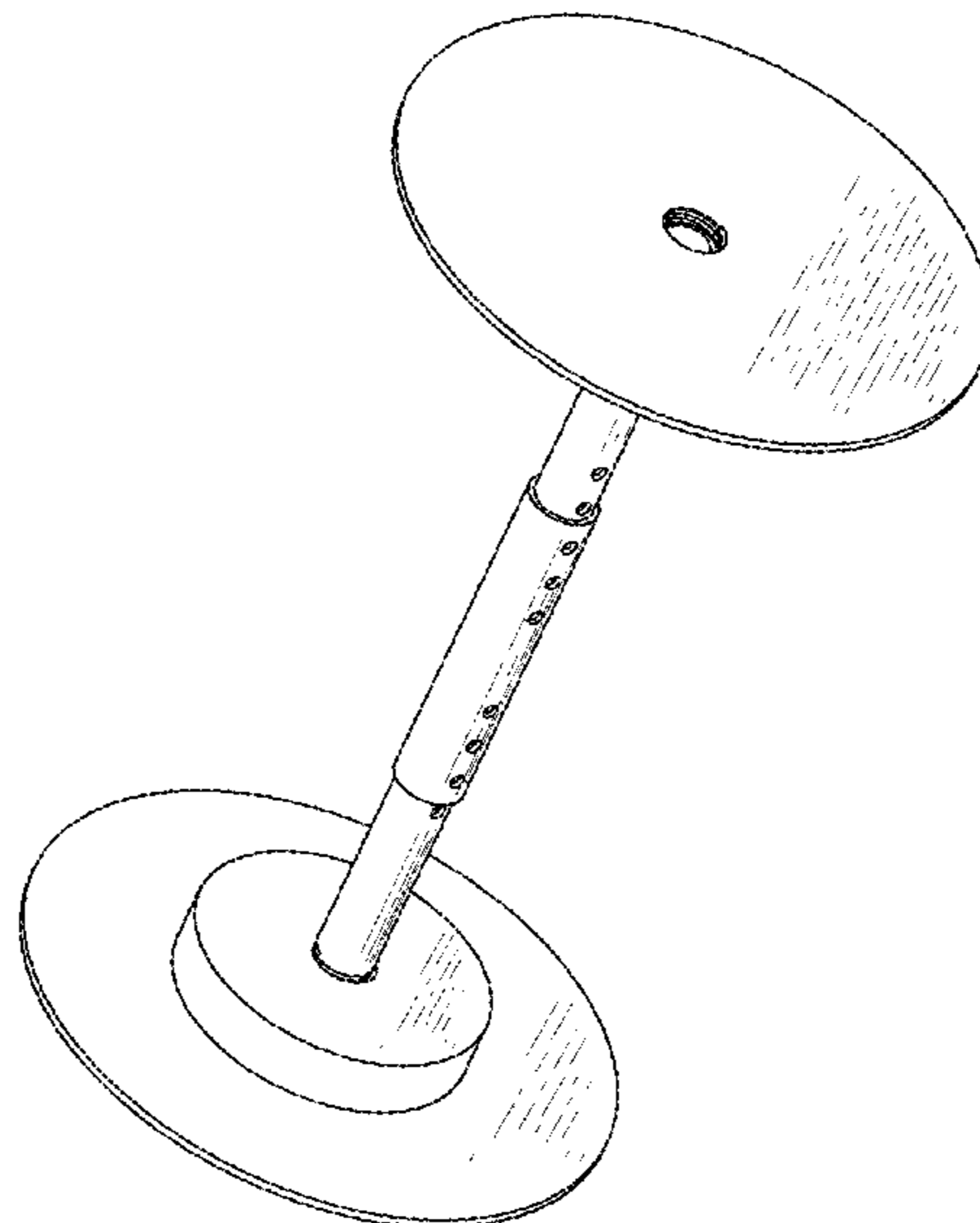
(57) **CLAIM**

The ornamental design for an elevated hub for a back roller, as shown and described.

DESCRIPTION

FIG. 1 is a top perspective view for an elevated hub for a back roller showing my new design;
 FIG. 2 is a front view thereof;
 FIG. 3 is a back view thereof;
 FIG. 4 is a top view thereof;
 FIG. 5 is a bottom view thereof;
 FIG. 6 is a right side view, the left side view being a mirror image thereof;
 FIG. 7 is a top perspective exploded view thereof; and,
 FIG. 8 is a top perspective view shown in an environment of use.
 The broken lines showing locking pins in FIGS. 3, 5, 6 and 7 and the broken lines showing a back roller in FIG. 8 are for the purpose of illustrating environmental structure which form no part of the claimed design.

1 Claim, 5 Drawing Sheets



(56)

References Cited

U.S. PATENT DOCUMENTS

D478,498 S *	8/2003	Ito	D8/358	D652,193 S *	1/2012	Blaszczak	D34/24
D503,609 S *	4/2005	Robbins, III	D3/24	D654,649 S *	2/2012	Blaszczak	D34/24
D504,307 S *	4/2005	Dayan	D8/358	D664,026 S *	7/2012	Zalalah	D8/359
D504,748 S *	5/2005	Jager	D24/211	D668,400 S *	10/2012	Watts	D30/160
D504,806 S *	5/2005	Basaran	D8/358	D685,538 S *	7/2013	Watts	D30/160
D518,361 S *	4/2006	Jassenoff	D8/358	D714,952 S	10/2014	Gonglach et al.	
D525,397 S *	7/2006	Wang	A01K 15/025	D755,040 S *	5/2016	Ito	D8/358
			D30/160	D765,262 S *	8/2016	Greenhouse	A63B 21/4049
7,112,178 B1 *	9/2006	Roozenburg	A61H 1/0266				D24/211
			601/121	D786,050 S *	5/2017	Ito	D8/358
7,223,251 B1 *	5/2007	Cassidy		D796,143 S *	8/2017	Thuma	D34/14
		Phillips	A61H 15/0092	2002/0193714 A1	12/2002	Pecora	
			601/118	2003/0100417 A1	5/2003	Westwood	
D545,561 S *	7/2007	Vandecasteele	D3/24	2004/0138593 A1 *	7/2004	Maher	A61H 1/003
D554,480 S *	11/2007	Richwine	D8/359				601/1
D557,118 S *	12/2007	Linginfelter	D8/358	2005/0085749 A1	4/2005	Baerwalde	
D582,755 S *	12/2008	Rogers	D8/358	2005/0215928 A1	9/2005	Banks et al.	
D586,471 S *	2/2009	Wulf	D24/211	2006/0235343 A1 *	10/2006	Fitzmaurice	A61H 15/0092
D604,021 S *	11/2009	Blaszczak	D34/14				601/118
D625,172 S *	10/2010	Pauwels	D8/358	2011/0300995 A1	12/2011	Castiglione	
D636,253 S *	4/2011	Hatcher	D8/356	2016/0113837 A1 *	4/2016	Burson	A61H 15/0092
							601/118
				2018/0056120 A1 *	3/2018	Brown	A63B 22/203

* cited by examiner

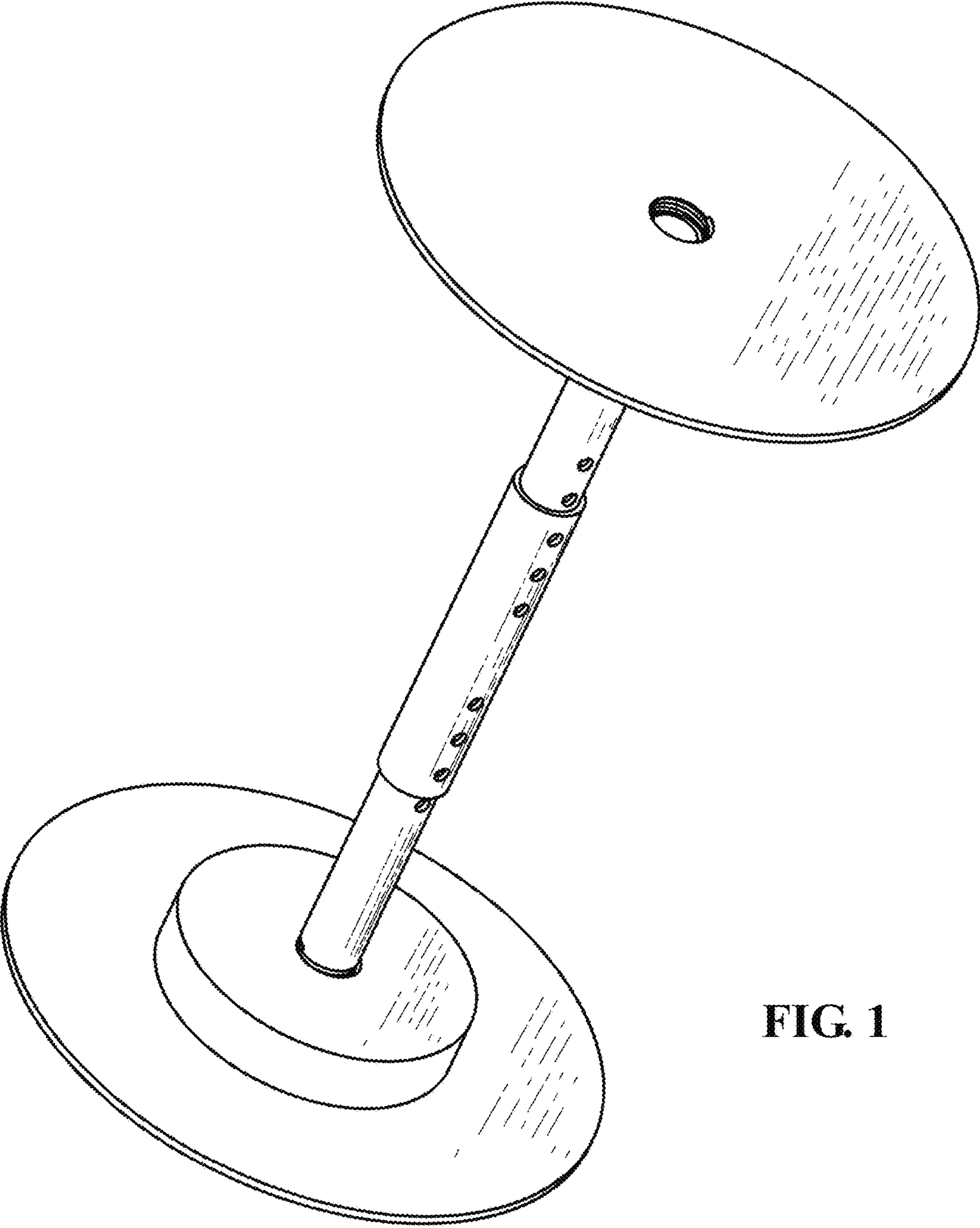


FIG. 1

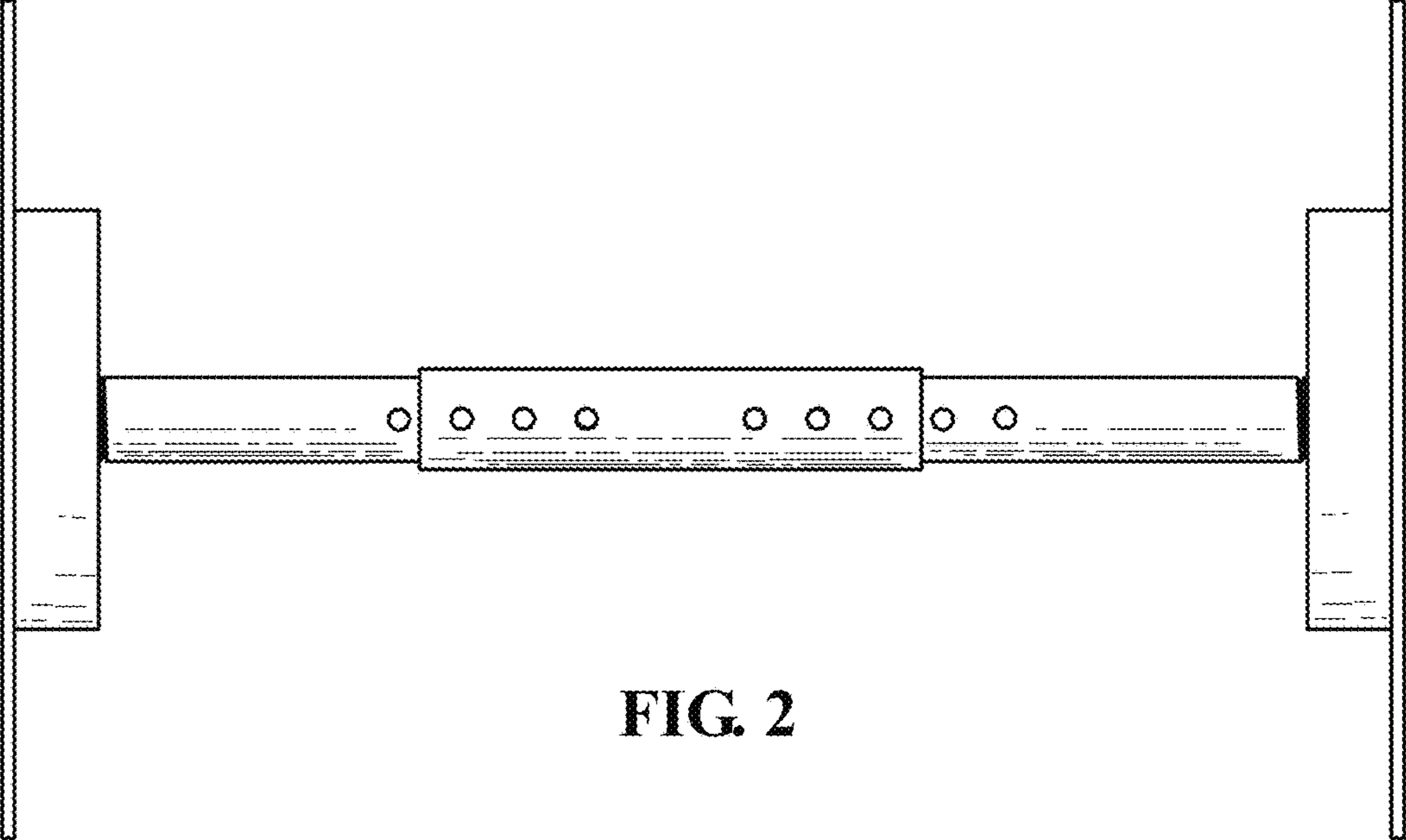


FIG. 2

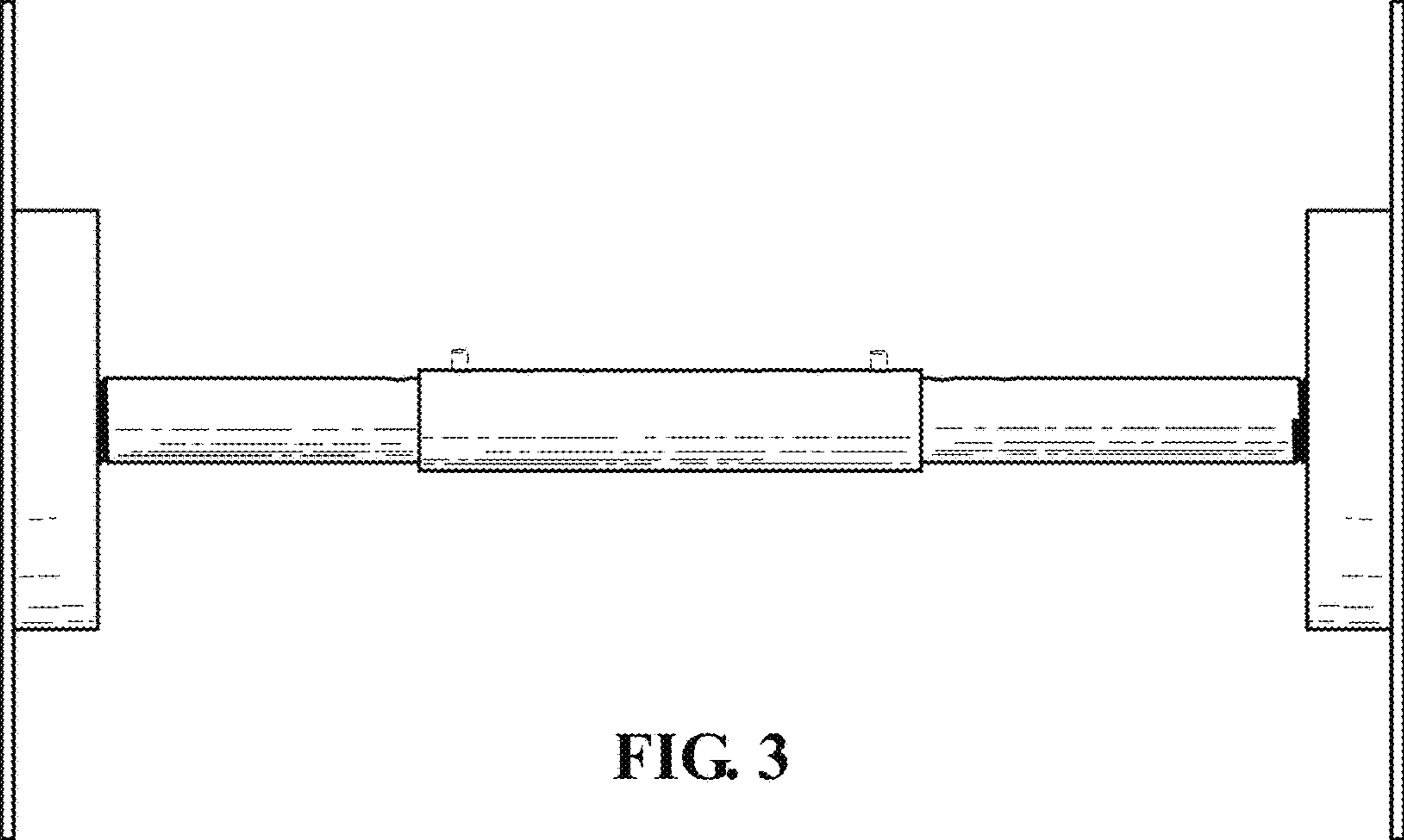


FIG. 3

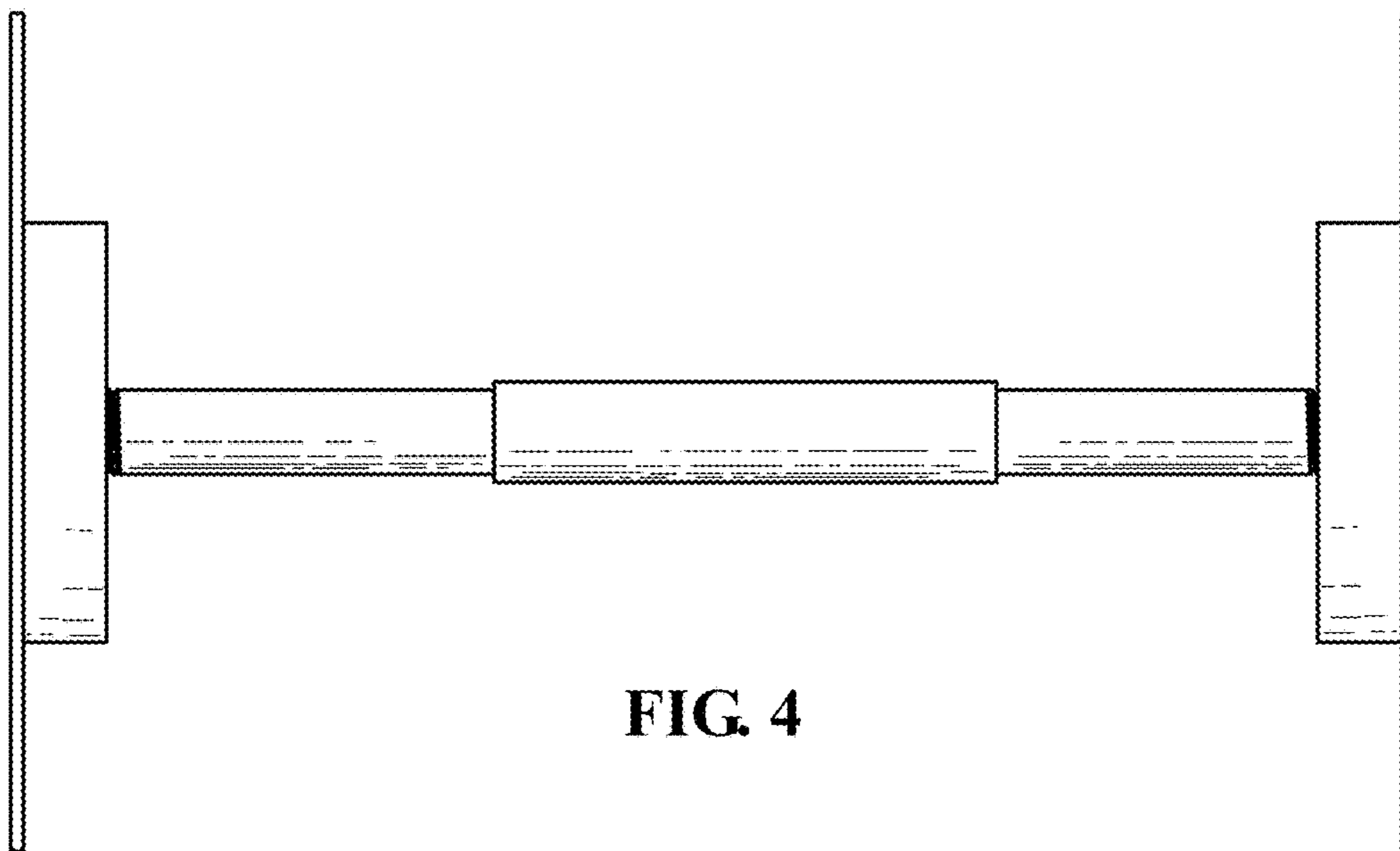


FIG. 4

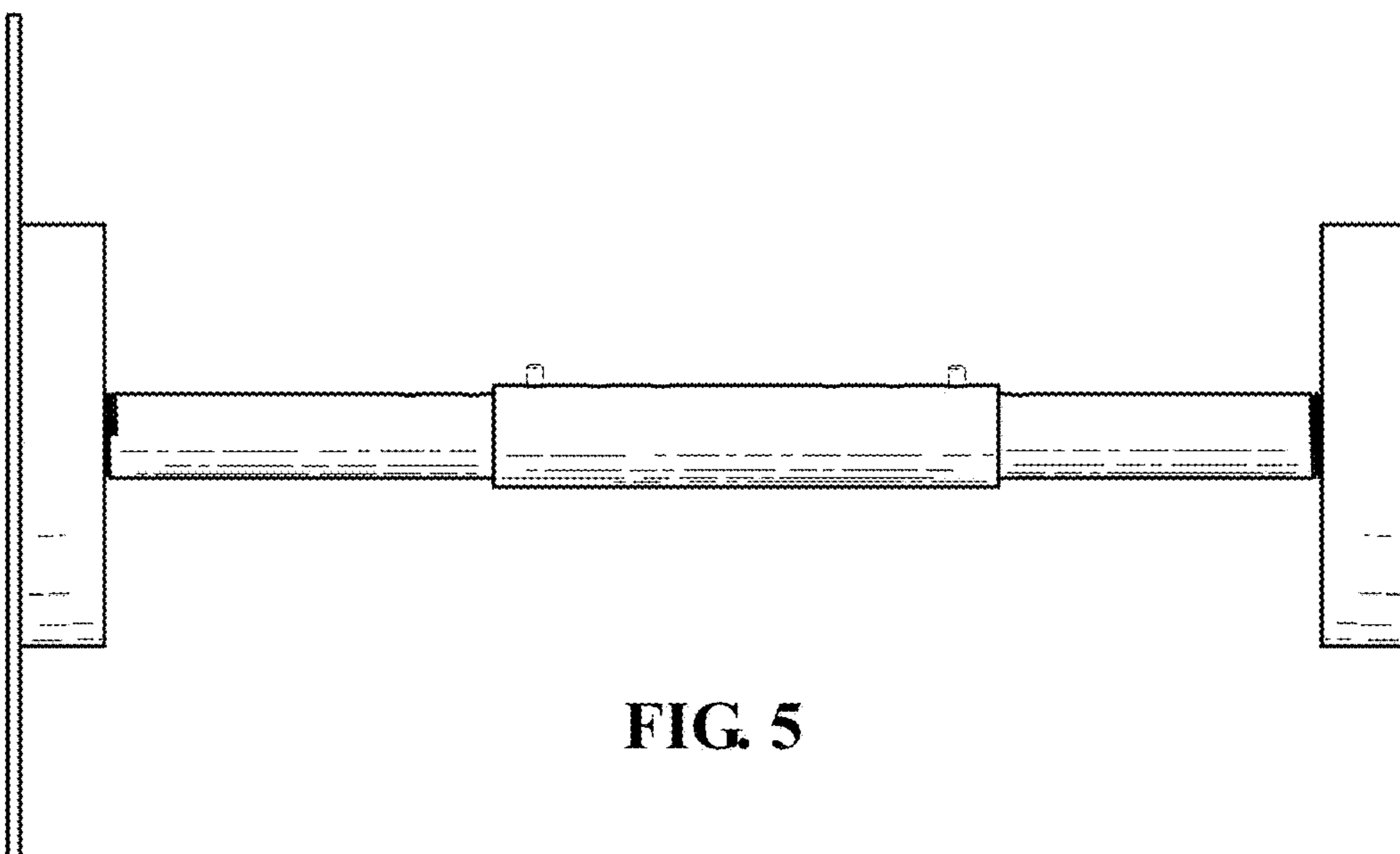


FIG. 5

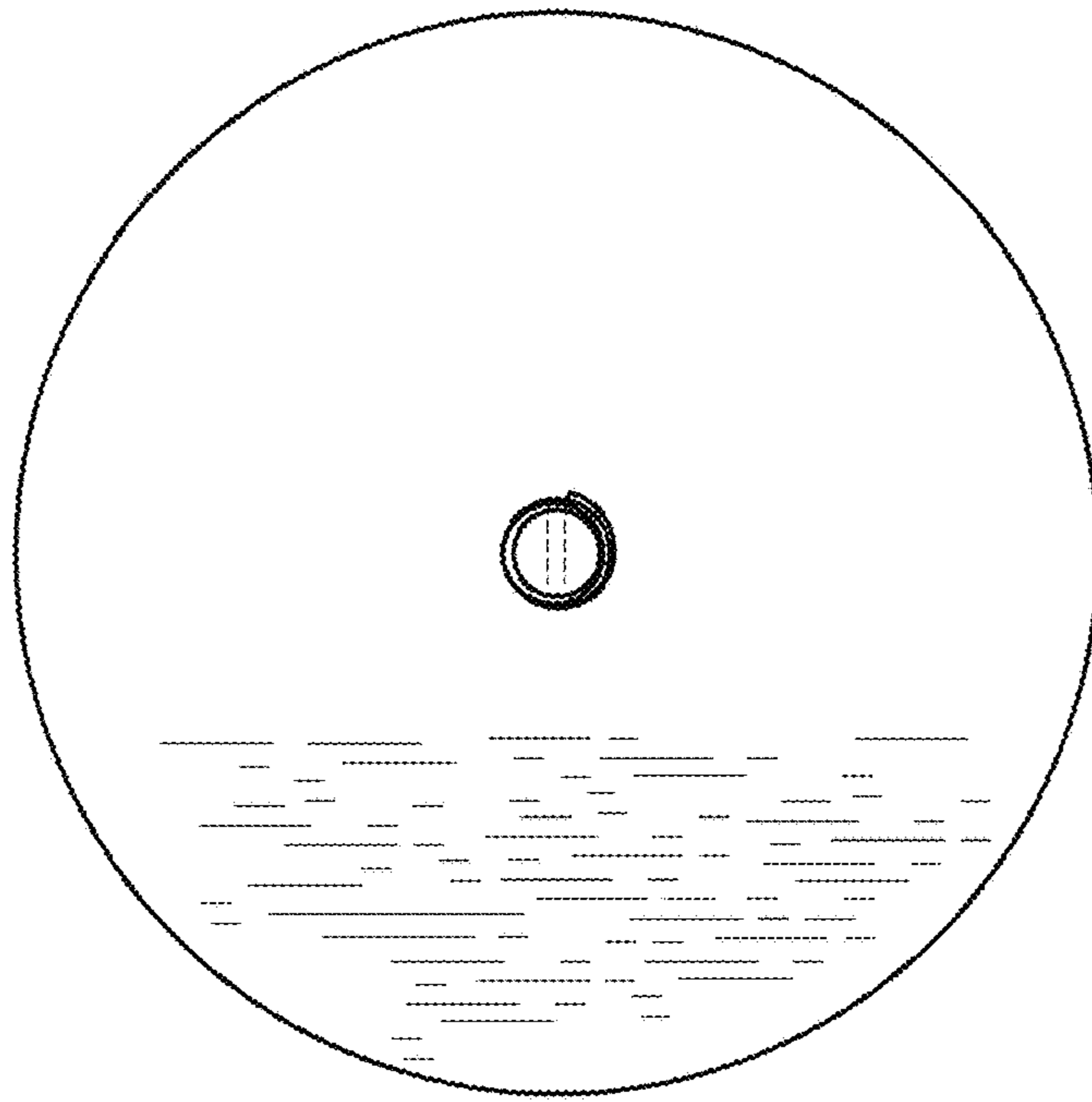


FIG. 6

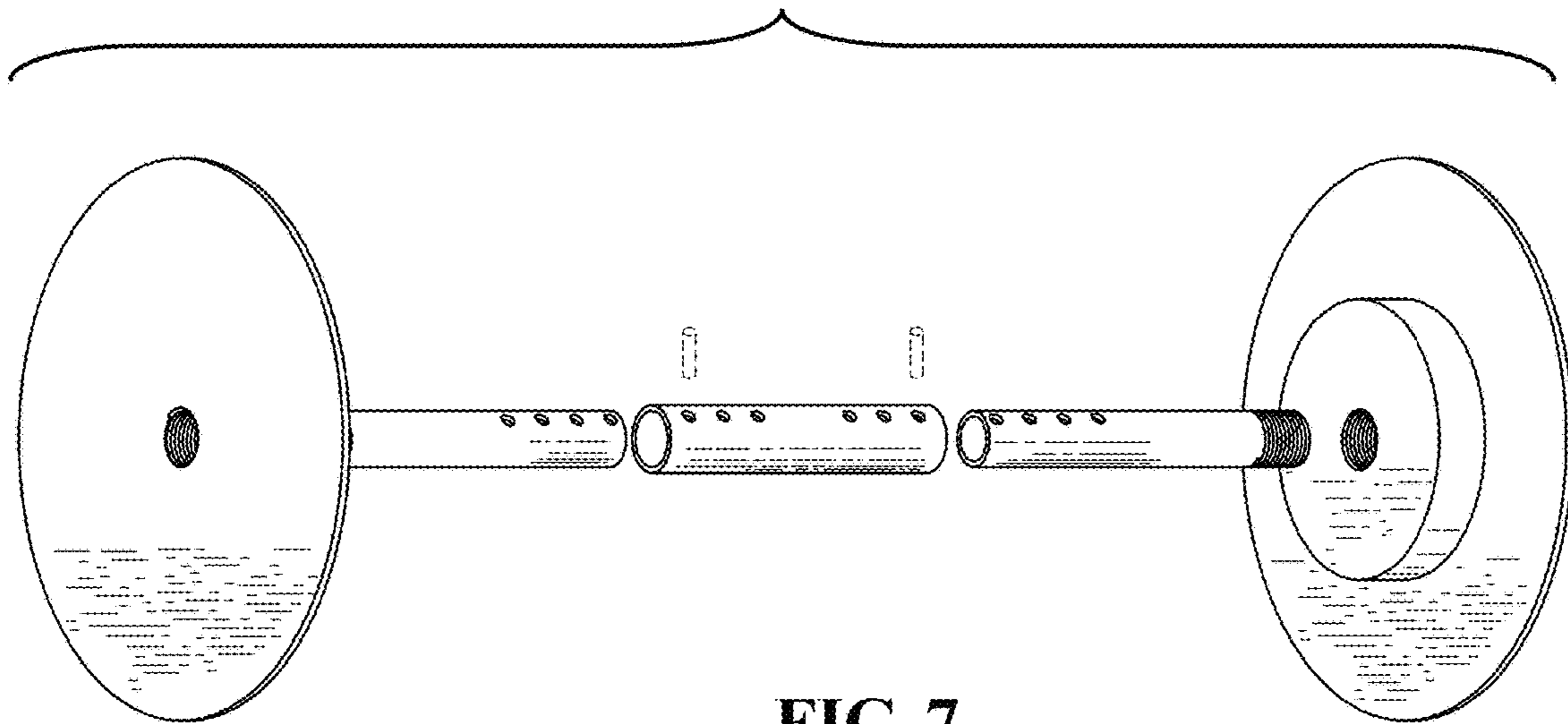


FIG. 7

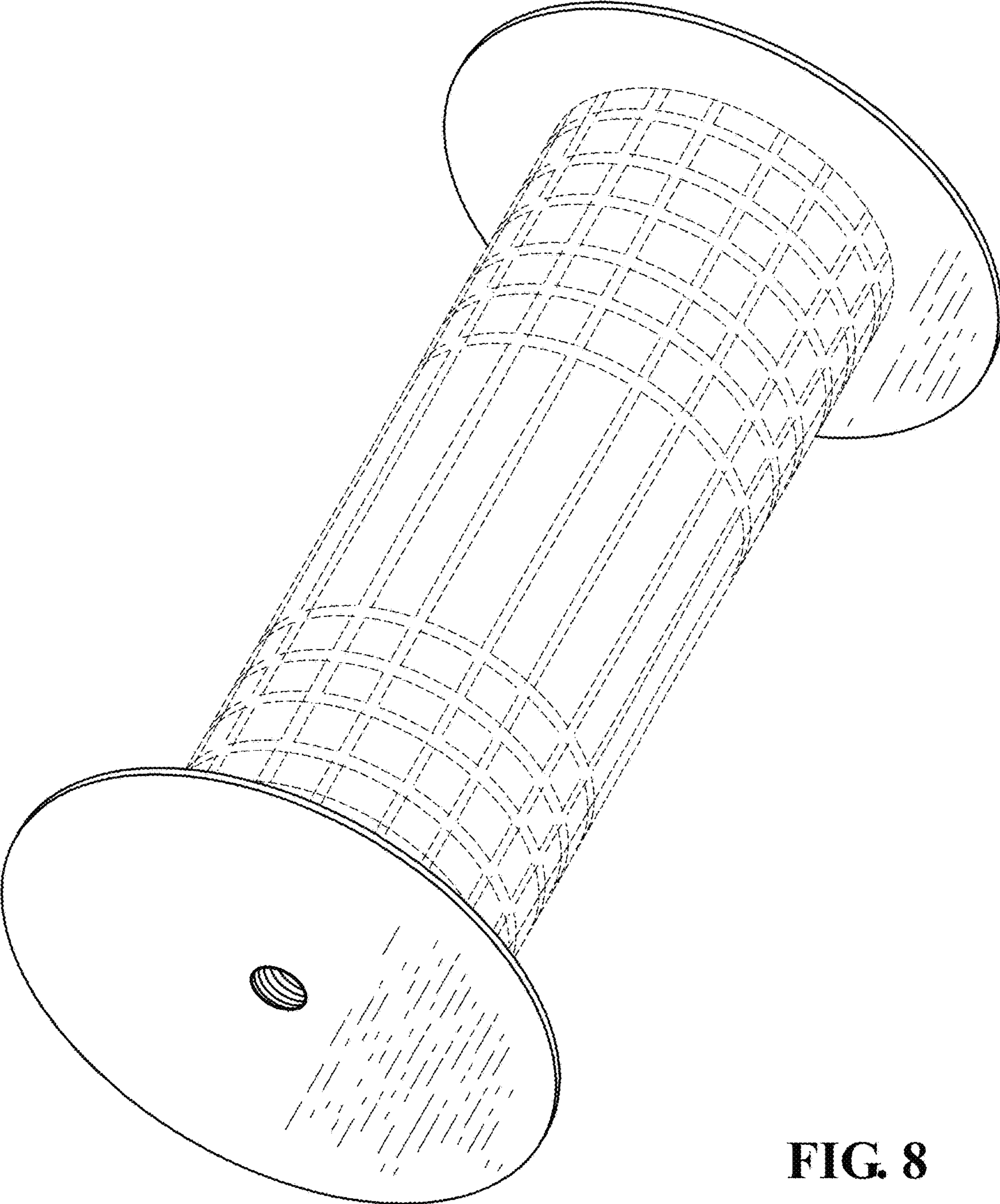


FIG. 8