



US00D821597S

(12) **United States Design Patent**
Martinez

(10) **Patent No.:** **US D821,597 S**
(45) **Date of Patent:** **** Jun. 26, 2018**

(54) **COOLING PACK**

(71) Applicant: **Jennifer Ruth Martinez**, Fort Worth,
TX (US)

(72) Inventor: **Jennifer Ruth Martinez**, Fort Worth,
TX (US)

(**) Term: **15 Years**

(21) Appl. No.: **29/571,139**

(22) Filed: **Jul. 14, 2016**

(51) **LOC (11) Cl.** **24-04**

(52) **U.S. Cl.**
USPC **D24/207**

(58) **Field of Classification Search**
USPC D24/190, 200, 202, 205, 206, 207, 208;
D2/701, 702, 750, 815, 880; D6/595,
D6/582, 583; D29/701, 702, 750, 815,
D29/880; D3/215, 221, 224, 226, 231;
D9/707; 482/105, 127; 383/110, 901
CPC A61F 7/02; A61F 7/08; A61F 7/10; A61F
7/086; A61F 2007/023; A61F 2007/108;
A61F 2007/0001; A61F 2007/0268; A61F
7/103; A61F 7/0011; A61F 7/0035; A61F
7/0044; A61F 7/0039; A61F 7/0041;
A61F 7/0043; A61F 7/0228; A61F
7/0231; A61F 7/0277; A61H 36/00; A41D
20/005

See application file for complete search history.

(56) **References Cited**

U.S. PATENT DOCUMENTS

D327,329 S * 6/1992 Hubbard D24/206
D328,792 S * 8/1992 Salmon D24/206

D650,085 S * 12/2011 Rucker D24/207
D677,797 S * 3/2013 Godfrey D2/600
D685,484 S * 7/2013 Brambilla D24/190
D742,533 S * 11/2015 Kang D24/207
D787,949 S * 5/2017 Andochick D24/207

* cited by examiner

Primary Examiner — Wan Laymon
Assistant Examiner — Clint A Samuel

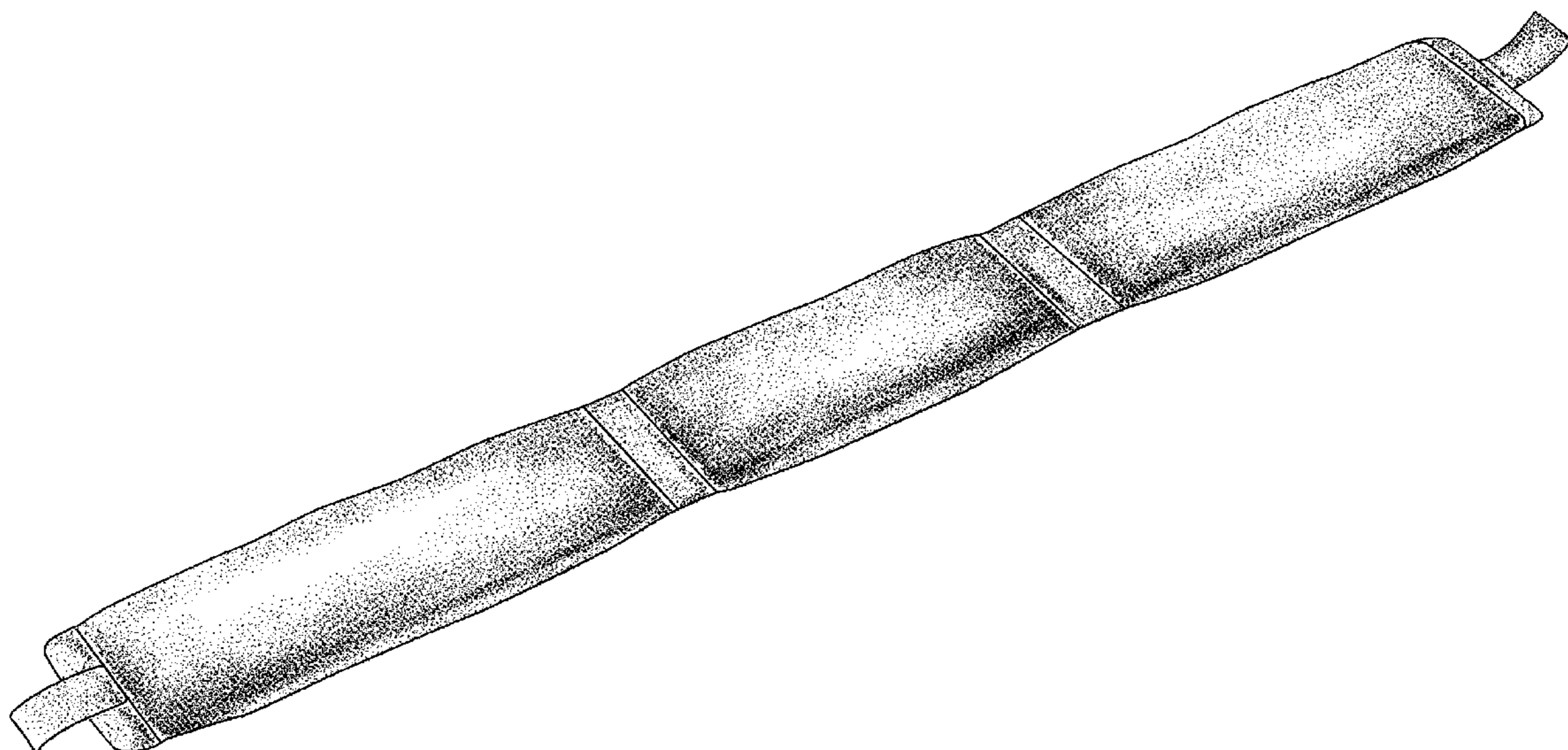
(57) **CLAIM**

The ornamental design for a cooling pack, as shown and described.

DESCRIPTION

FIG. 1 is a perspective view of a cooling pack showing my new design;
FIG. 2 is a front elevational view thereof;
FIG. 3 is a rear elevational view thereof;
FIG. 4 is a left side elevational view thereof;
FIG. 5 is a right side elevational view thereof;
FIG. 6 is a bottom plan view thereof;
FIG. 7 is a top plan view thereof;
FIG. 8 is a front perspective view, showing the cooling pack in an alternate wrapped position; and,
FIG. 9 is a rear perspective view thereof.
The broken line showing of a person is included for the purpose of illustrating environmental structure and forms no part of the claimed design.

1 Claim, 9 Drawing Sheets



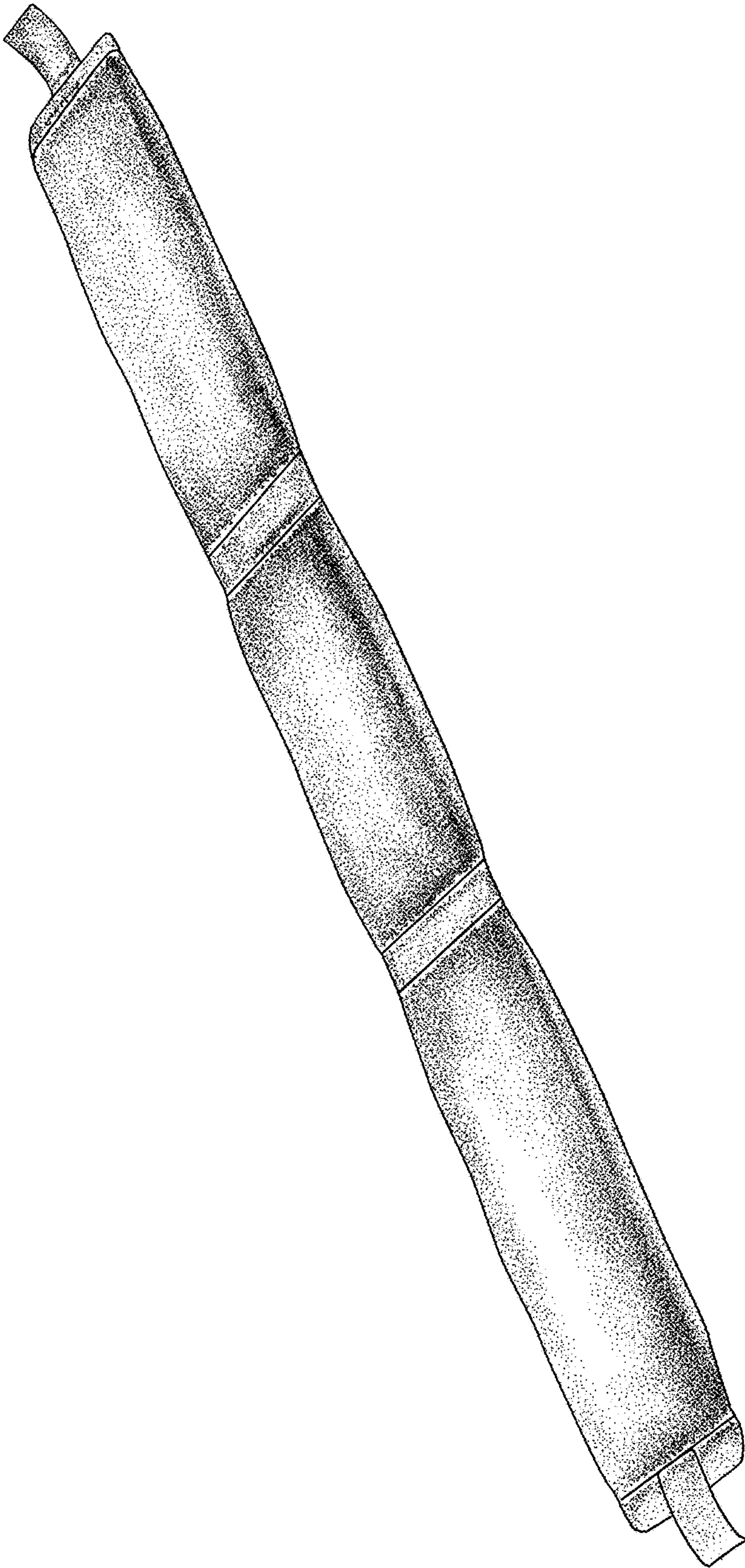


FIG. 1



FIG. 2




FIG. 3




FIG. 4

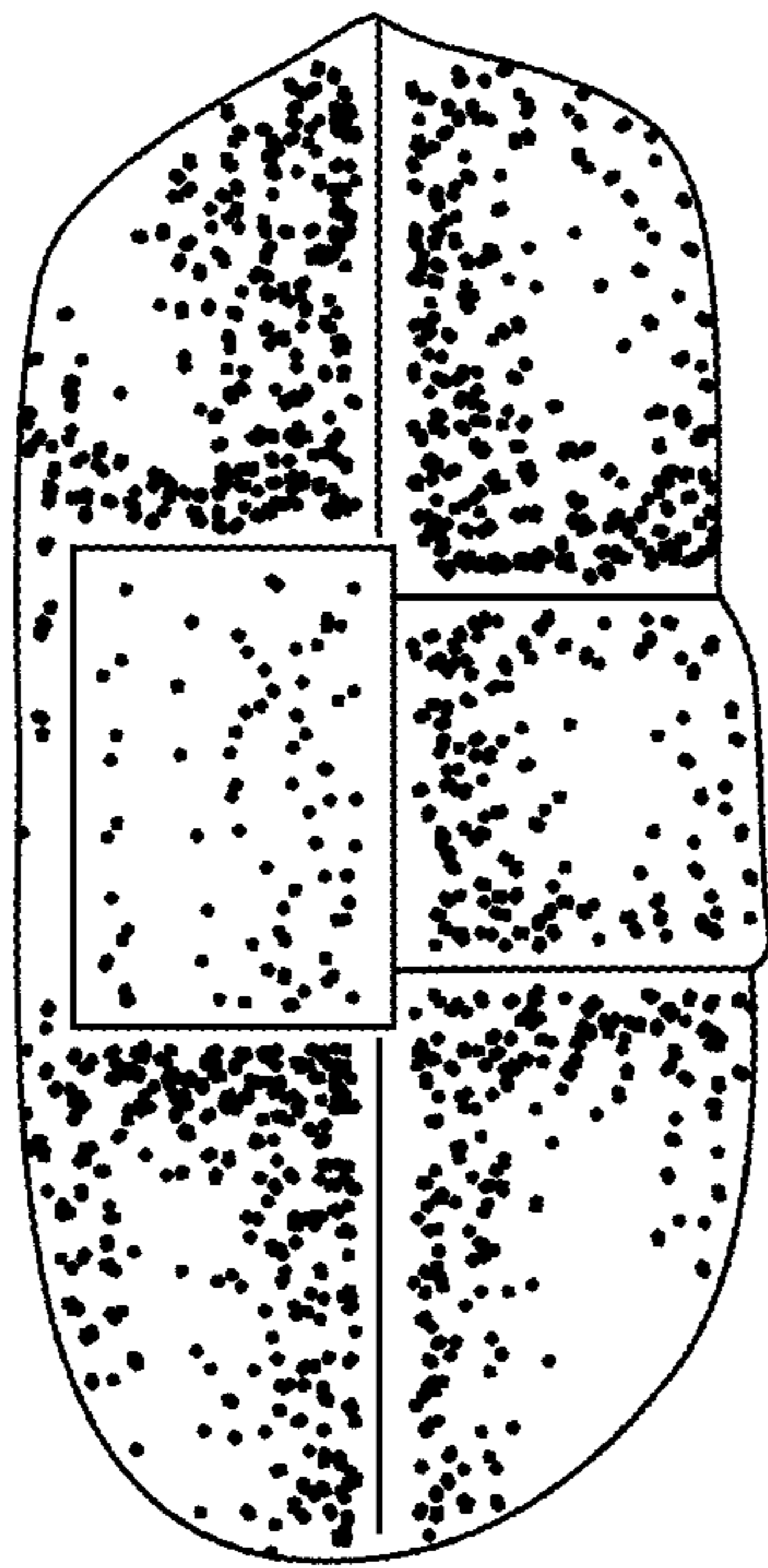


FIG. 5




FIG. 6




FIG. 7

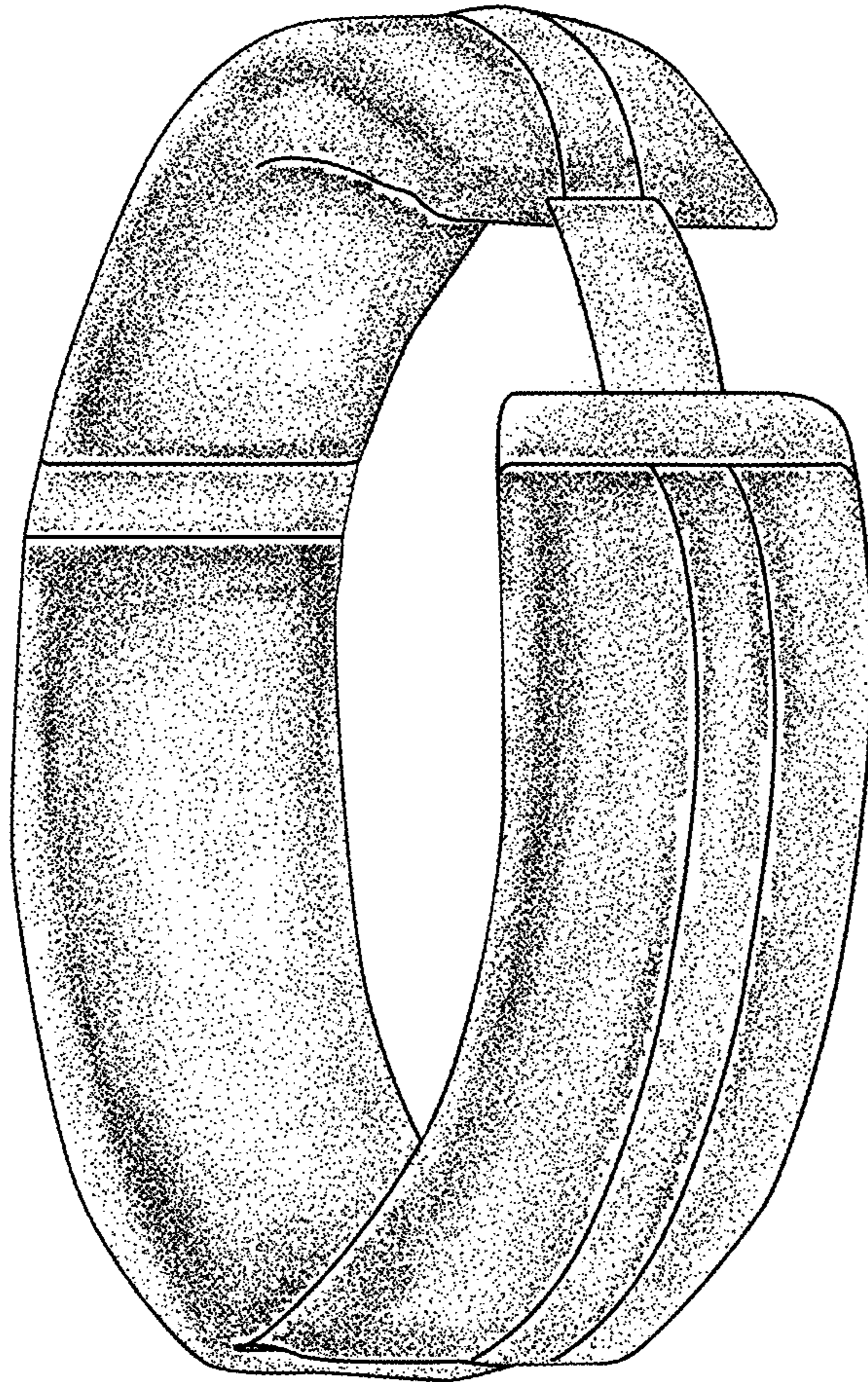


FIG. 8

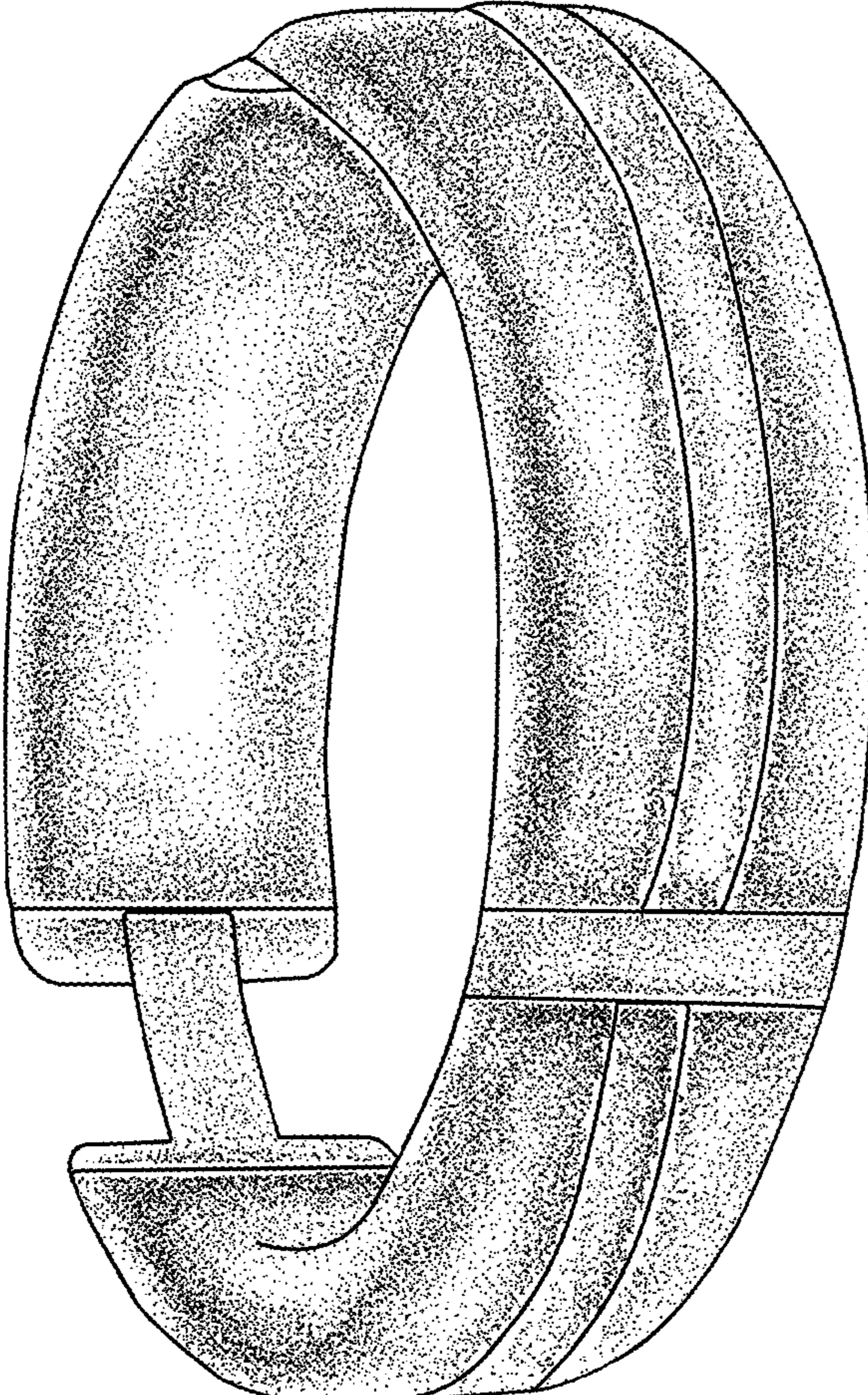


FIG. 9