



US00D821593S

(12) **United States Design Patent**
Perez et al.

(10) **Patent No.:** **US D821,593 S**
(45) **Date of Patent:** **** Jun. 26, 2018**

(54) **ELECTRO-DERMAL PATCH FOR USE AS A MEDICAL DEVICE**

(71) Applicant: **Elira, Inc.**, St. Louis, MO (US)

(72) Inventors: **Raul E. Perez**, St. Louis, MO (US);
Derek H. Lee, Boston, MA (US); **Luis Jose Malave**, San Marcos, CA (US);
Peter I. Hong, Valencia, CA (US);
Steven Diianni, Groveland, MA (US)

(73) Assignee: **Elira, Inc.**, St. Louis, MO (US)

(**) Term: **15 Years**

(21) Appl. No.: **29/585,465**

(22) Filed: **Nov. 23, 2016**

(51) **LOC (11) Cl.** **28-03**

(52) **U.S. Cl.**
USPC **D24/200**

(58) **Field of Classification Search**
USPC D24/200, 168, 187, 206, 214–215;
D14/402; 607/108–111, 2, 46
CPC A61N 1/0492; A61N 1/36014; A61N
1/36021; A61N 1/32; A61N 1/3625;
A61N 1/36146; A61N 1/3606; A61N
1/36071; A61N 1/36017; A61N 1/39624;
A61N 1/0502

See application file for complete search history.

(56) **References Cited**

U.S. PATENT DOCUMENTS

D539,917 S * 4/2007 Park D24/215
7,336,993 B1 * 2/2008 Szeles A61N 1/32
128/907

D597,211 S * 7/2009 Ewing D24/200
D733,899 S * 7/2015 Ferguson D24/200
9,339,647 B2 * 5/2016 Strother A61N 1/0492
2002/0087193 A1 * 7/2002 Riddle A61N 1/044
607/2
2004/0254610 A1 * 12/2004 Lin A61N 1/32
607/2
2017/0021171 A1 * 1/2017 Perez A61N 1/0492

* cited by examiner

Primary Examiner — Wan Laymon

(74) *Attorney, Agent, or Firm* — Novel IP

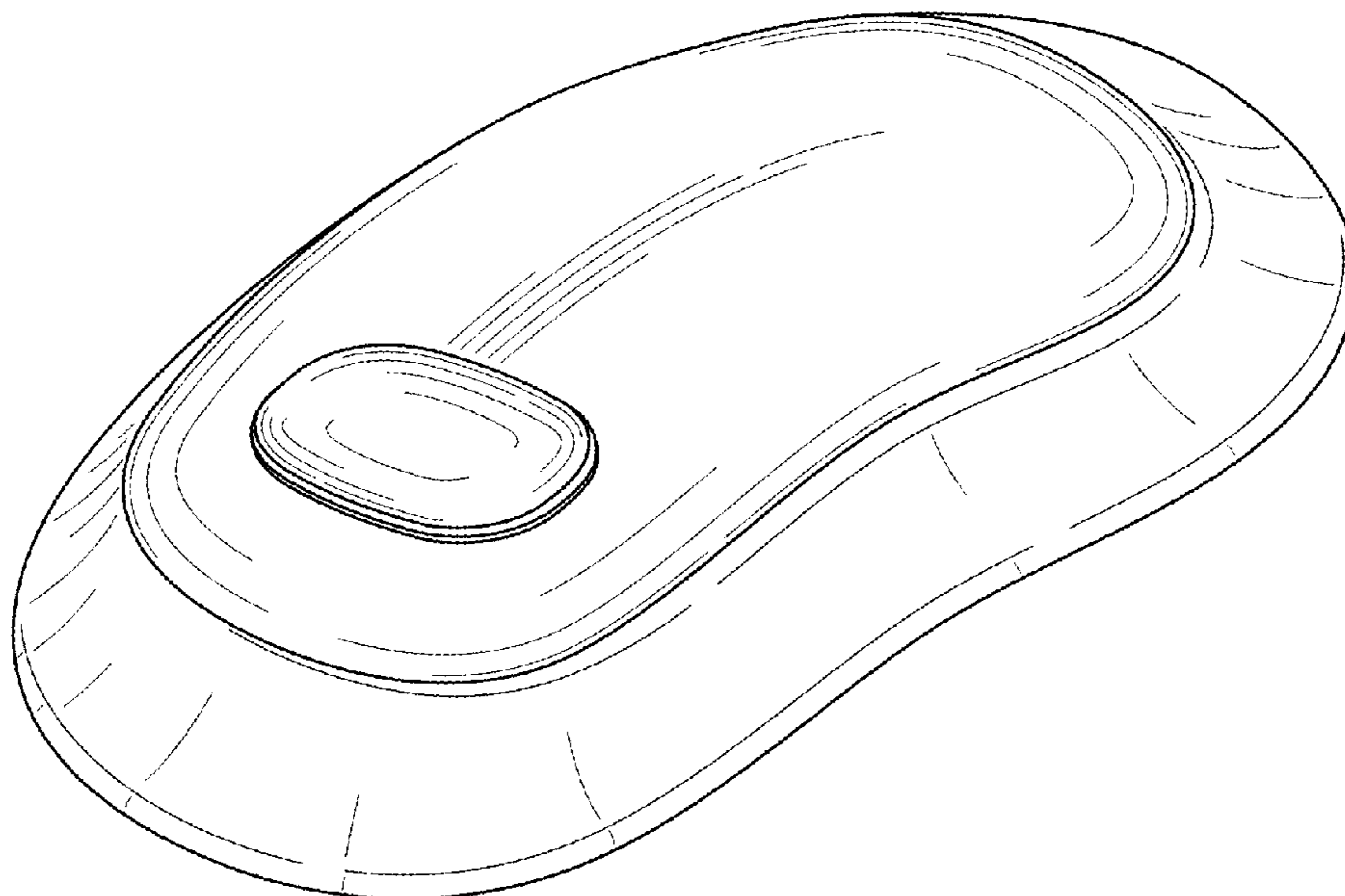
(57) **CLAIM**

The ornamental design for an electro-dermal patch for use as a medical device, as shown and described.

DESCRIPTION

FIG. 1 is a top perspective view of an electro-dermal patch for use as a medical device;
FIG. 2 is side view along a length of the electro-dermal patch for use as a medical device;
FIG. 3 is side view along a length of the electro-dermal patch for use as a medical device;
FIG. 4 is side view along a width of the electro-dermal patch for use as a medical device;
FIG. 5 is side view along a width of the electro-dermal patch for use as a medical device;
FIG. 6 is a top plan view thereof; and,
FIG. 7 is a bottom plan view thereof.
The broken lines shown in the views are included for the purpose of illustrating portions of the electro-dermal patch for use as a medical device and form no part of the claimed design.

1 Claim, 3 Drawing Sheets



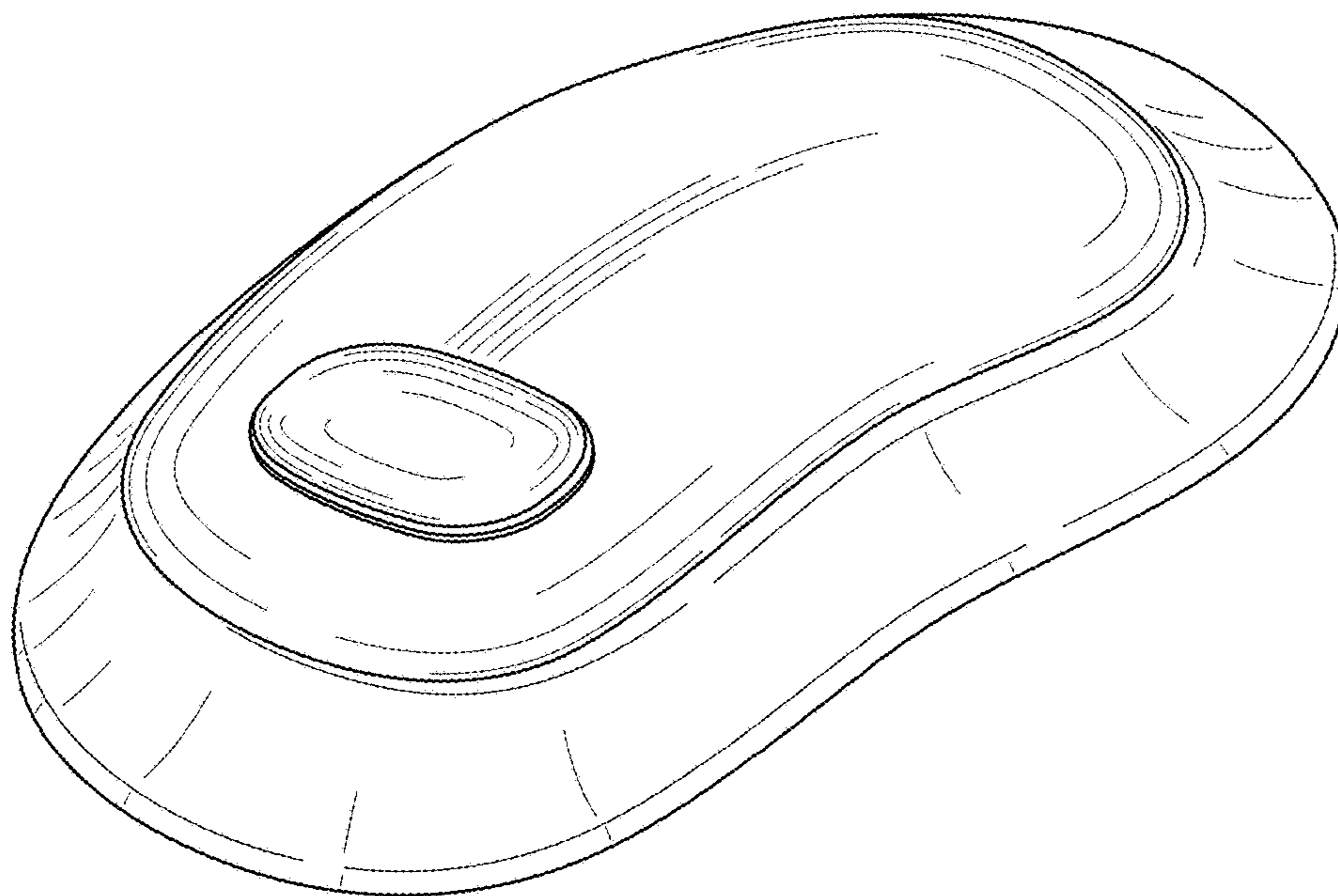


FIG. 1

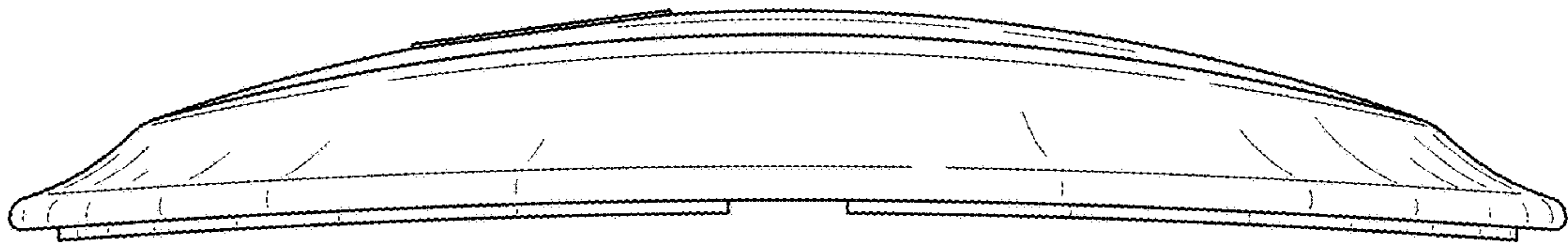


FIG. 2

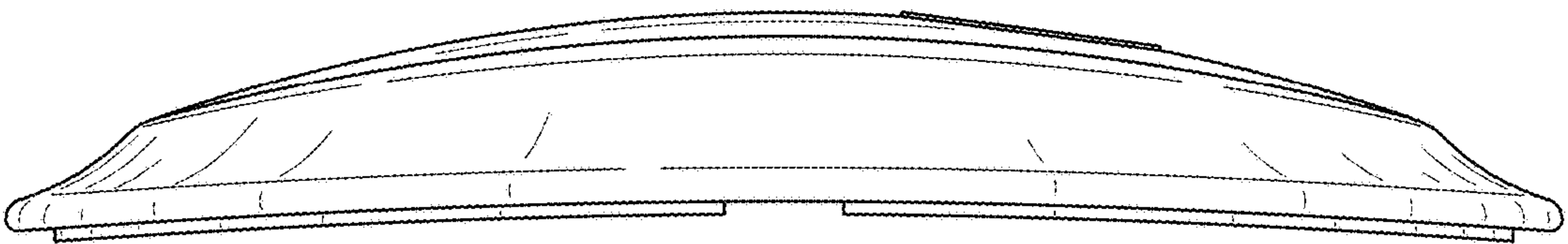


FIG. 3

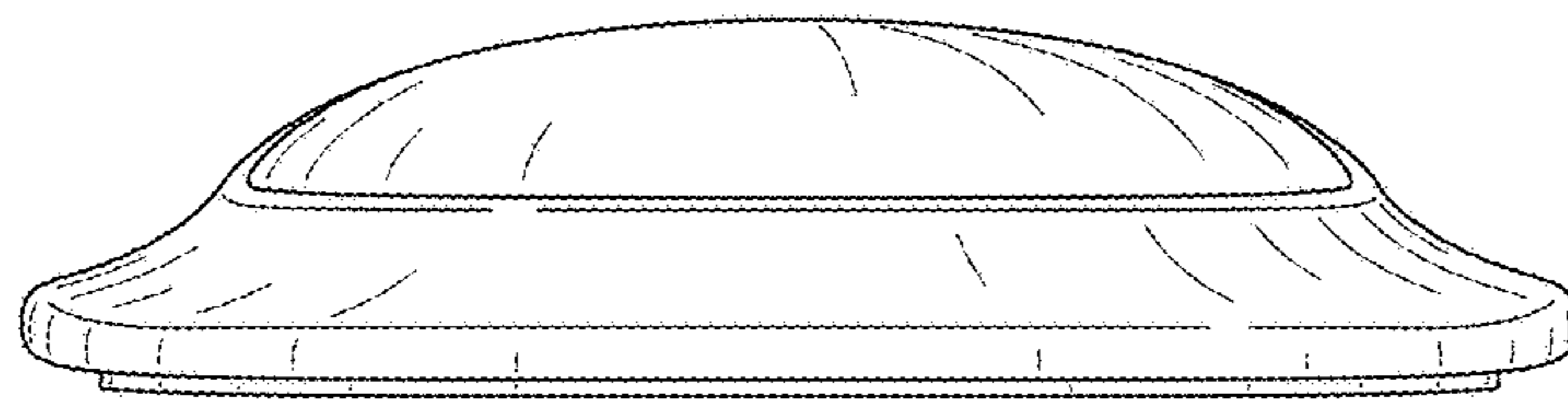


FIG. 4

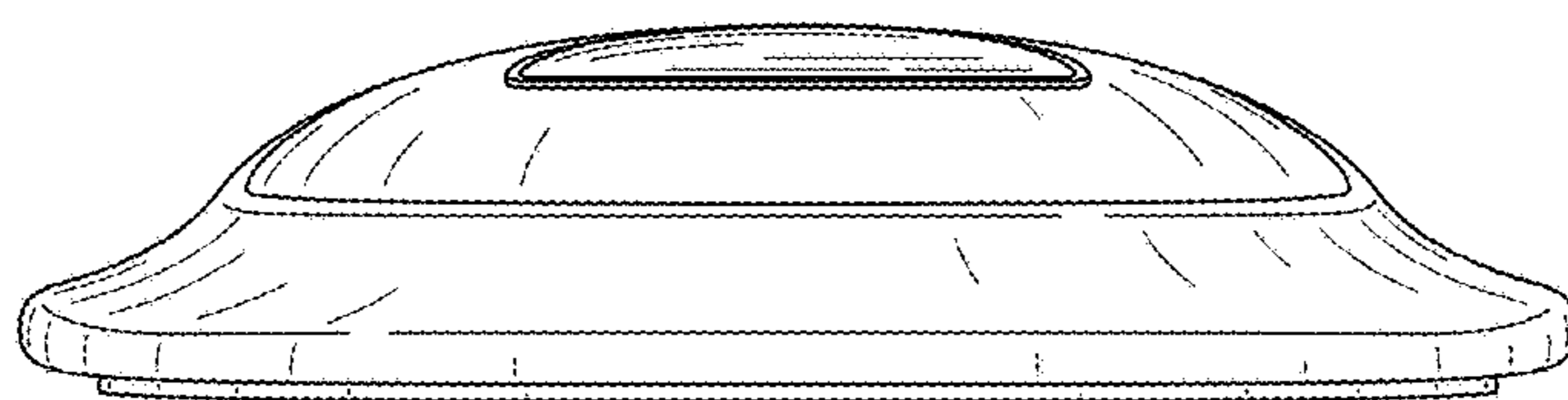


FIG. 5

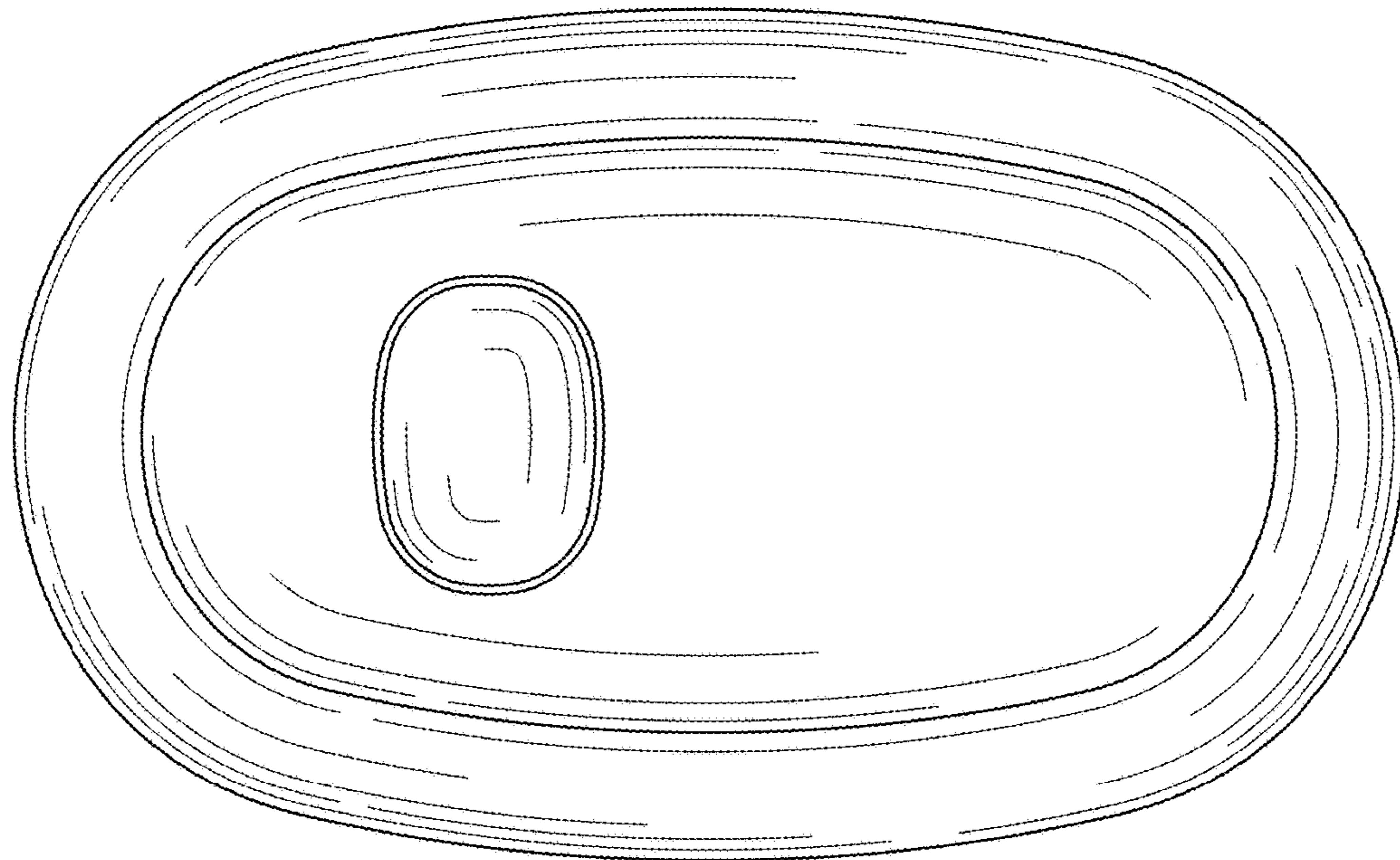


FIG. 6

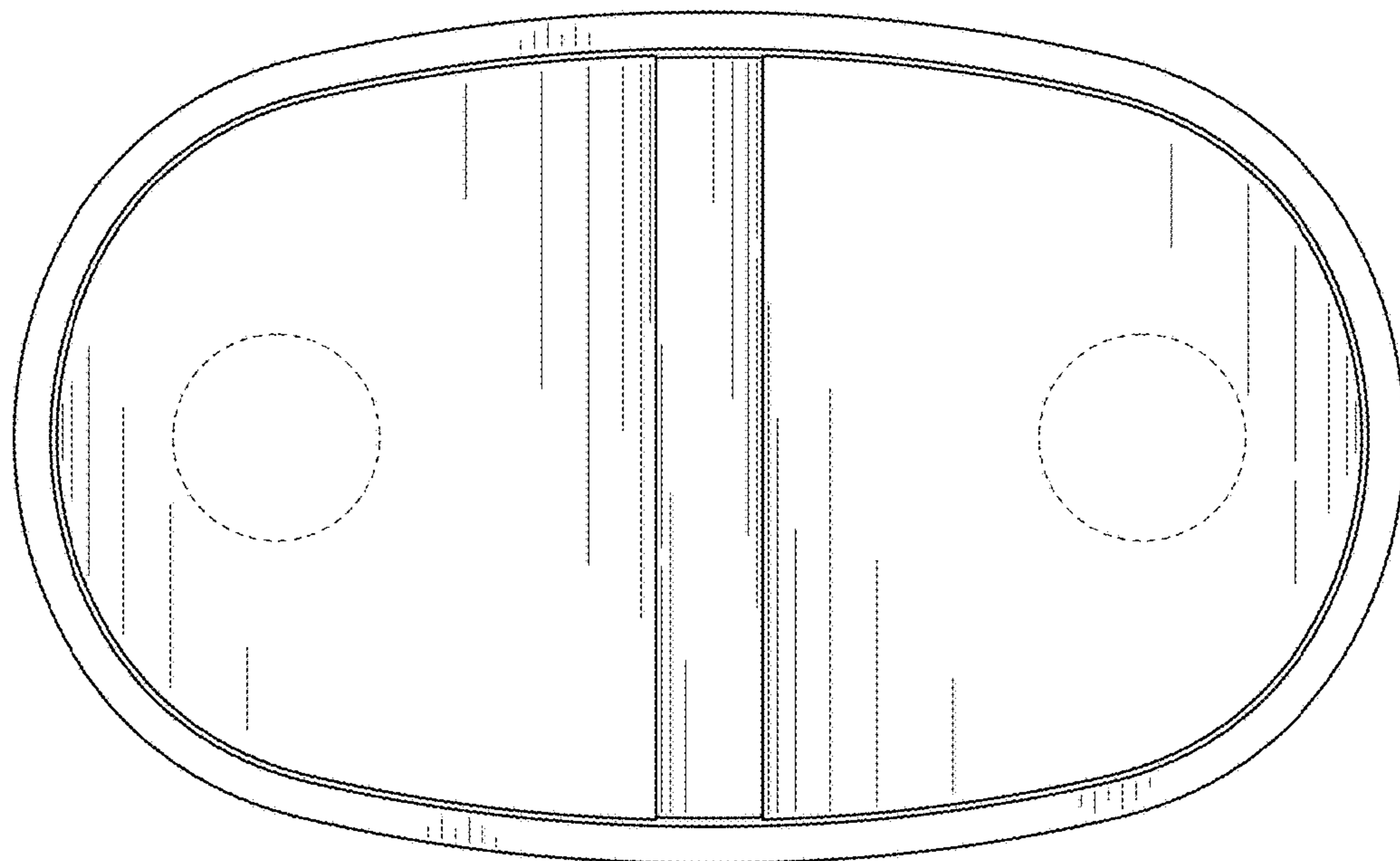


FIG. 7