

US00D821588S

(12) **United States Design Patent**
Vosch et al.

(10) **Patent No.:** **US D821,588 S**
(45) **Date of Patent:** **** Jun. 26, 2018**

(54) **ELECTRODE PATCH ARRAY**

(71) Applicants: **Michael J. Vosch**, Titusville, FL (US);
Lynda Sue Cole, Santa Monica, CA (US)

(72) Inventors: **Michael J. Vosch**, Titusville, FL (US);
Lynda Sue Cole, Santa Monica, CA (US)

(**) Term: **15 Years**

(21) Appl. No.: **29/592,102**

(22) Filed: **Jan. 26, 2017**

(51) **LOC (11) Cl.** **24-01**

(52) **U.S. Cl.**
USPC **D24/187**

(58) **Field of Classification Search**
USPC D24/186-187, 167-168
CPC . A61B 5/0006; A61B 5/0022; A61B 5/02411;
A61B 5/02438; A61B 5/04; A61B 5/04001; A61B 5/04004; A61B 5/04012;
A61B 5/0402; A61B 5/04082; A61B 5/04085; A61B 5/04087; A61B 5/0416;
A61B 5/042; A61B 5/0422; A61B 5/0424; A61B 5/0428; A61B 5/04286;
A61B 5/0476; A61B 5/0478; A61B 5/04882; A61B 5/053; A61B 5/0535;
A61B 5/0536; A61B 5/1036; A61B 5/1486; A61B 5/4041; A61B 5/4343;
A61B 5/6858; A61N 1/046; A61N 1/05; A61N 1/0529; A61N 1/0531; A61N 1/0534; A61N 1/0541; A61N 1/0543; A61N 1/0551; A61N 1/0553; A61N 1/0556; A61N 1/0558; A61N 1/36036; A61N 1/36046

4,800,885 A	1/1989	Johnson	
4,957,109 A	9/1990	Groeger et al.	
5,042,463 A	8/1991	Lekholm	
5,042,481 A	8/1991	Suzuki et al.	
5,297,548 A	3/1994	Pologe	
5,355,882 A	10/1994	Ukawa et al.	
5,431,159 A	7/1995	Baker et al.	
5,772,591 A *	6/1998	Cram	A61B 5/4041 600/383
5,895,298 A	4/1999	Faupel et al.	
5,916,159 A	6/1999	Kelly et al.	
D423,673 S	4/2000	Bassøe	
D425,203 S	5/2000	Sheehan et al.	
D429,337 S	8/2000	Sanfilippo	
6,117,077 A	9/2000	Mar et al.	
6,129,666 A	10/2000	DeLuca et al.	
6,219,568 B1	4/2001	Kelly	
D443,063 S	5/2001	Pisani et al.	
6,363,269 B1	3/2002	Hanna et al.	
6,363,274 B1	3/2002	Scalisi et al.	
D458,376 S	6/2002	Rouns et al.	
6,441,747 B1	8/2002	Khair et al.	
6,453,186 B1	9/2002	Lovejoy	
D468,433 S	1/2003	Wagner	
D469,540 S	1/2003	Holker	
D471,281 S	3/2003	Baura	
6,532,379 B2	3/2003	Stratbucker	
D475,138 S	5/2003	Baura	
D478,173 S	8/2003	Nielsen	
D478,668 S	8/2003	Epstein	
6,605,046 B1	8/2003	Mar	
6,609,018 B2	8/2003	Cory	
6,643,541 B2	11/2003	Mok et al.	
6,654,626 B2	11/2003	Devlin	
6,748,254 B2	6/2004	Mannheimer et al.	
D495,055 S	8/2004	Silber	
6,847,836 B1	1/2005	Sujdak	
D501,558 S	2/2005	Chastain et al.	
D505,206 S	5/2005	Chastain et al.	
D519,636 S	4/2006	Okuda et al.	
D536,673 S	2/2007	Silber	
D541,421 S	4/2007	Heasty	
7,286,865 B2	10/2007	Nazeri	
D557,423 S	12/2007	Chen	
D557,809 S	12/2007	Neverov et al.	
D561,900 S *	2/2008	Becsi	D24/187
D565,183 S	3/2008	Cheng	
7,499,739 B2	3/2009	Sweitzer et al.	
D598,114 S	8/2009	Cryan	
7,616,980 B2	11/2009	Meyer	
D605,774 S	12/2009	Phillips et al.	
D606,660 S	12/2009	Phillips et al.	
D607,570 S	1/2010	Phillips et al.	

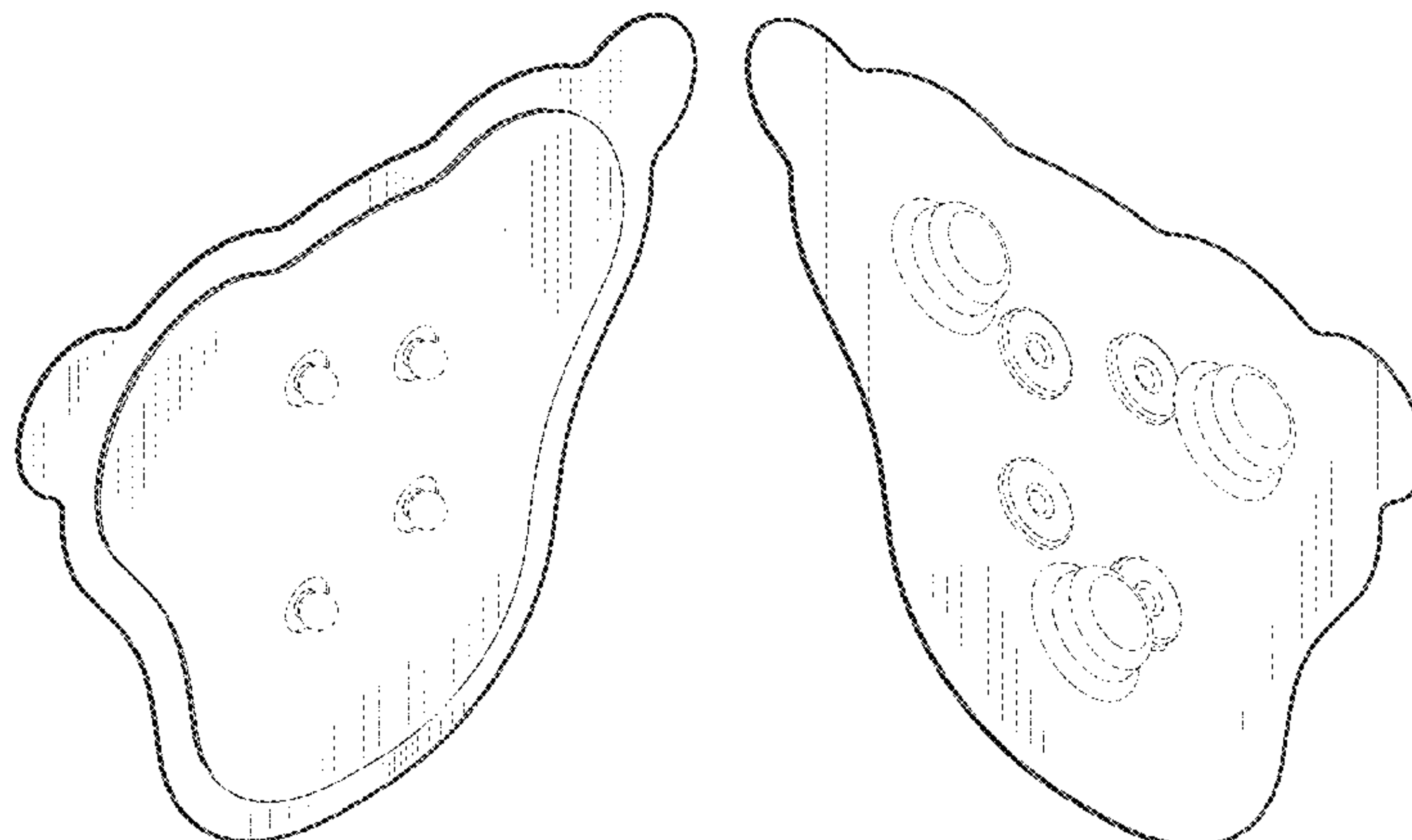
See application file for complete search history.

(56) **References Cited**

U.S. PATENT DOCUMENTS

3,380,445 A * 4/1968 Frasier A61B 5/04085
600/393

4,353,372 A 10/1982 Ayer



D609,353	S	2/2010	Cryan	
D615,660	S	5/2010	Anderson et al.	
D625,823	S	10/2010	Schneider et al.	
7,860,557	B2	12/2010	Istvan et al.	
7,970,450	B2	6/2011	Kroecker	
D655,014	S	2/2012	Gilsdorf	
8,135,447	B2	3/2012	Kondoh et al.	
D658,299	S	4/2012	McGusty	
D658,768	S	5/2012	Parker, III	
D663,431	S	7/2012	Parker, III	
D663,849	S	7/2012	McGusty	
8,238,996	B2	8/2012	Burnes et al.	
D669,186	S	10/2012	Gozani	
D669,187	S	10/2012	Gozani	
8,315,687	B2 *	11/2012	Cross	A61B 5/04085 600/391
8,315,695	B2	11/2012	Sebelius et al.	
D675,738	S *	2/2013	Baumer	D24/168
8,626,262	B2	1/2014	McGusty et al.	
D702,356	S	4/2014	Vosch et al.	
D702,357	S	4/2014	Vosch et al.	
D718,458	S	11/2014	Vosch et al.	
9,005,129	B2	4/2015	Venkatraman et al.	
D748,275	S	1/2016	Vosch et al.	
D764,672	S	8/2016	Vosch et al.	
9,439,566	B2 *	9/2016	Arne	A61B 5/0022
D775,361	S	12/2016	Vosch et al.	
D785,186	S *	4/2017	Morenstein	D24/187
D787,686	S *	5/2017	Jeffery	D24/187
2005/0070775	A1	3/2005	Chin et al.	
2005/0154438	A1 *	7/2005	Fuller	A61B 5/04085 607/148
2005/0261564	A1	11/2005	Ryu et al.	
2006/0030781	A1 *	2/2006	Shennib	A61B 5/0402 600/509
2006/0047215	A1	3/2006	Newman et al.	
2006/0111640	A1	5/2006	Shen et al.	
2007/0027388	A1	2/2007	Chou	
2007/0069887	A1	3/2007	Welch et al.	
2007/0073132	A1	3/2007	Vosch	
2008/0139953	A1 *	6/2008	Baker	A61B 5/0006 600/509
2008/0281381	A1	11/2008	Gerber et al.	
2009/0062670	A1	3/2009	Sterling et al.	
2011/0028814	A1	2/2011	Petersen et al.	
2011/0224557	A1	9/2011	Banet et al.	
2011/0288605	A1	11/2011	Kaib et al.	
2012/0029311	A1	2/2012	Raptis et al.	
2012/0053491	A1	3/2012	Nathan et al.	
2012/0101349	A1	4/2012	DelloStritto et al.	
2012/0123232	A1	5/2012	Najarian et al.	
2012/0150010	A1 *	6/2012	Hayes-Gill	A61B 5/02411 600/382
2013/0060098	A1	3/2013	Thomsen et al.	
2013/0096401	A1	4/2013	Lash et al.	
2014/0180169	A1 *	6/2014	Peters	A61B 5/04882 600/588
2015/0022372	A1	1/2015	Vosch	
2015/0105646	A1 *	4/2015	Peters	A61B 5/4343 600/382
2015/0327799	A1	11/2015	Vosch et al.	

FOREIGN PATENT DOCUMENTS

EM	0013843580001	10/2013
EM	0013843580002	10/2013
EM	0013843580003	10/2013
EM	0013843580004	10/2013
KR	101272376	B1 6/2013
WO	2001093755	A1 12/2001
WO	2009124076	A1 10/2009

OTHER PUBLICATIONS

Supplemental European Search Report issued in counterpart European Application No. EP 15793521.4 dated Dec. 7, 2017 (seven (7) pages).

U.S. Non-Final Office Action for U.S. Appl. No. 14/714,210 dated Oct. 20, 2017 (eight (8) pages).
 Non-final Office Action dated Jun. 29, 2017, issued in related U.S. Appl. No. 14/335,656.
 Final Office action dated May 5, 2015 from related U.S. Appl. No. 14/714,210.
 Non-Final Office action dated Jun. 26, 2017 from related U.S. Appl. No. 14/334,656.
 Chinese Office Action for Application No. 201480051028.6 dated Dec. 1, 2017.
 Final Office action dated May 5, 2017 from related U.S. Appl. No. 14/714,210.
 Applicant Remarks and Amendment after Notice of Allowance submitted in U.S. Appl. No. 29/449,851 dated Jul. 8, 2014.
 Applicant Remarks and Amendment submitted in U.S. Appl. No. 29/449,876 dated May 1, 2014.
 Extend European Search Report for EP 14826113.4 dated Jan. 3, 2017.
 Final Office Action dated Jan. 24, 2017 for U.S. Appl. No. 14/334,656.
 Final Office Action received in U.S. Appl. No. 29/449,876 dated Jul. 1, 2014.
 Non-Final Office Action received Apr. 5, 2016 for U.S. Appl. No. 14/334,656.
 Non-Final Office Action received in U.S. Appl. No. 14/714,210 dated Dec. 16, 2016.
 Non-Final Office Action received in U.S. Appl. No. 29/449,876 dated Dec. 5, 2013.
 Notice of Allowance received in related case U.S. Appl. No. 29/560,083 dated Sep. 28, 2016.
 Notice of Allowance received in U.S. Appl. No. 29/449,851 dated Apr. 3, 2014.
 Notice of Allowance received in U.S. Appl. No. 29/449,866 dated Dec. 11, 2013.
 Notice of Allowance received in U.S. Appl. No. 29/449,860 dated Dec. 6, 2013.
 PCT International Search Report and Written Opinion for PCT/US2014/047109 dated Nov. 18, 2014.
 PCT International Search Report and Written Opinion for PCT/US2015/031253 dated Oct. 13, 2015.
 U.S. Final Office Action for U.S. Appl. No. 14/334,656 dated Jan. 22, 2018 (15 pages).
 Notice of Allowance issued in counterpart Design U.S. Appl. No. 29/592,098 dated Feb. 22, 2018 (6 pages).
 Examination report issued in counterpart AU Application No. 2014290501 dated Mar. 8, 2018.

* cited by examiner

Primary Examiner — Ian Simmons
Assistant Examiner — Mark Cavanna
 (74) *Attorney, Agent, or Firm* — Olive Law Group, PLLC

(57) **CLAIM**

We claim the ornamental design for the electrode patch array, as shown and described.

DESCRIPTION

FIG. 1 is a top perspective view of an electrode patch array showing our new design;
 FIG. 2 is a bottom perspective view thereof;
 FIG. 3 is a top view thereof;
 FIG. 4 is a bottom view thereof;
 FIG. 5 is a side view thereof;
 FIG. 6 is a side view thereof;
 FIG. 7 is a side view that opposes the side view of FIG. 6;
 and,
 FIG. 8 is a side view that opposes the side view of FIG. 5.

The broken lines are included for purpose of illustrating portions of the electrode patch array that form no part of the claimed design.

1 Claim, 5 Drawing Sheets

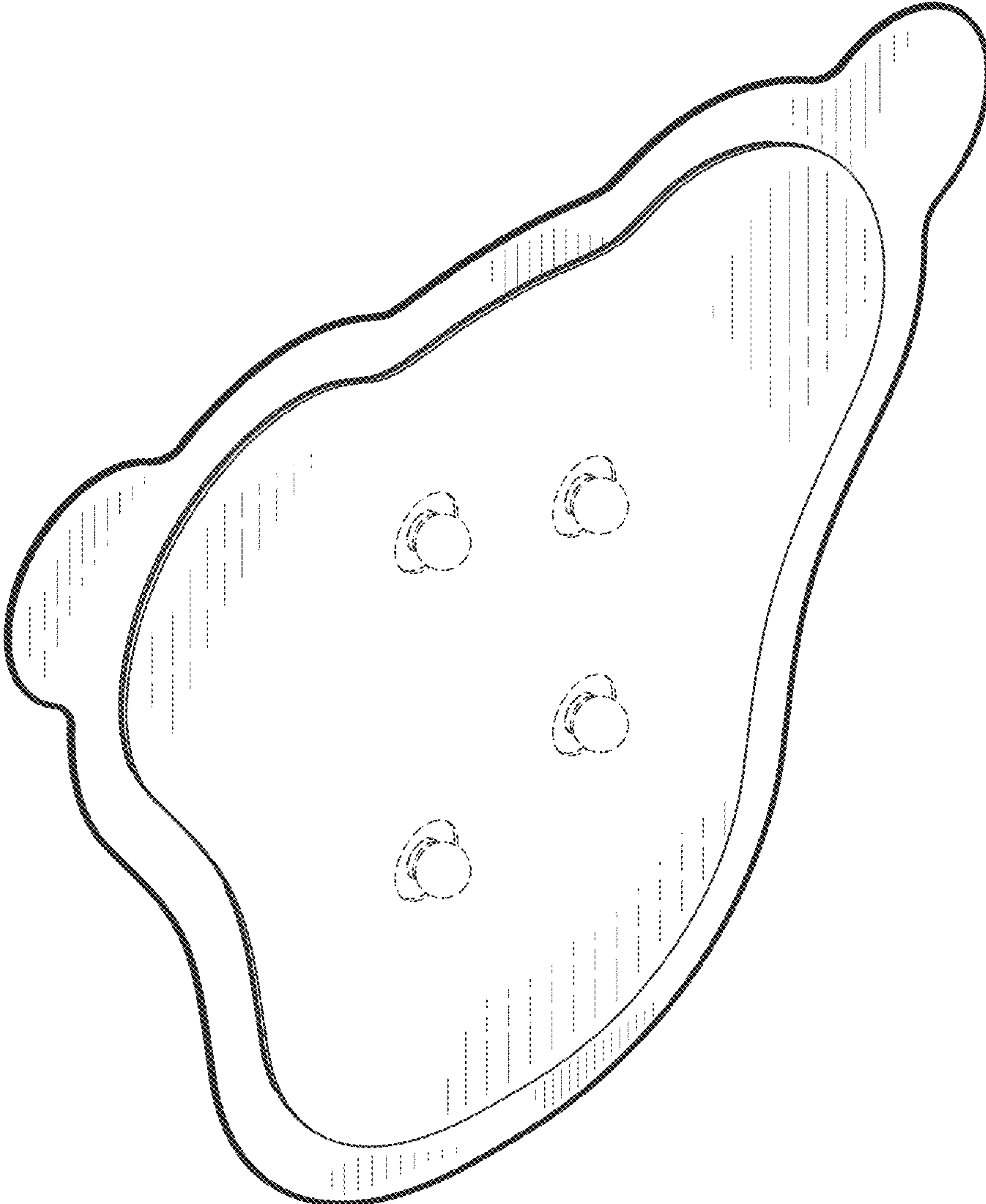


FIG. 1

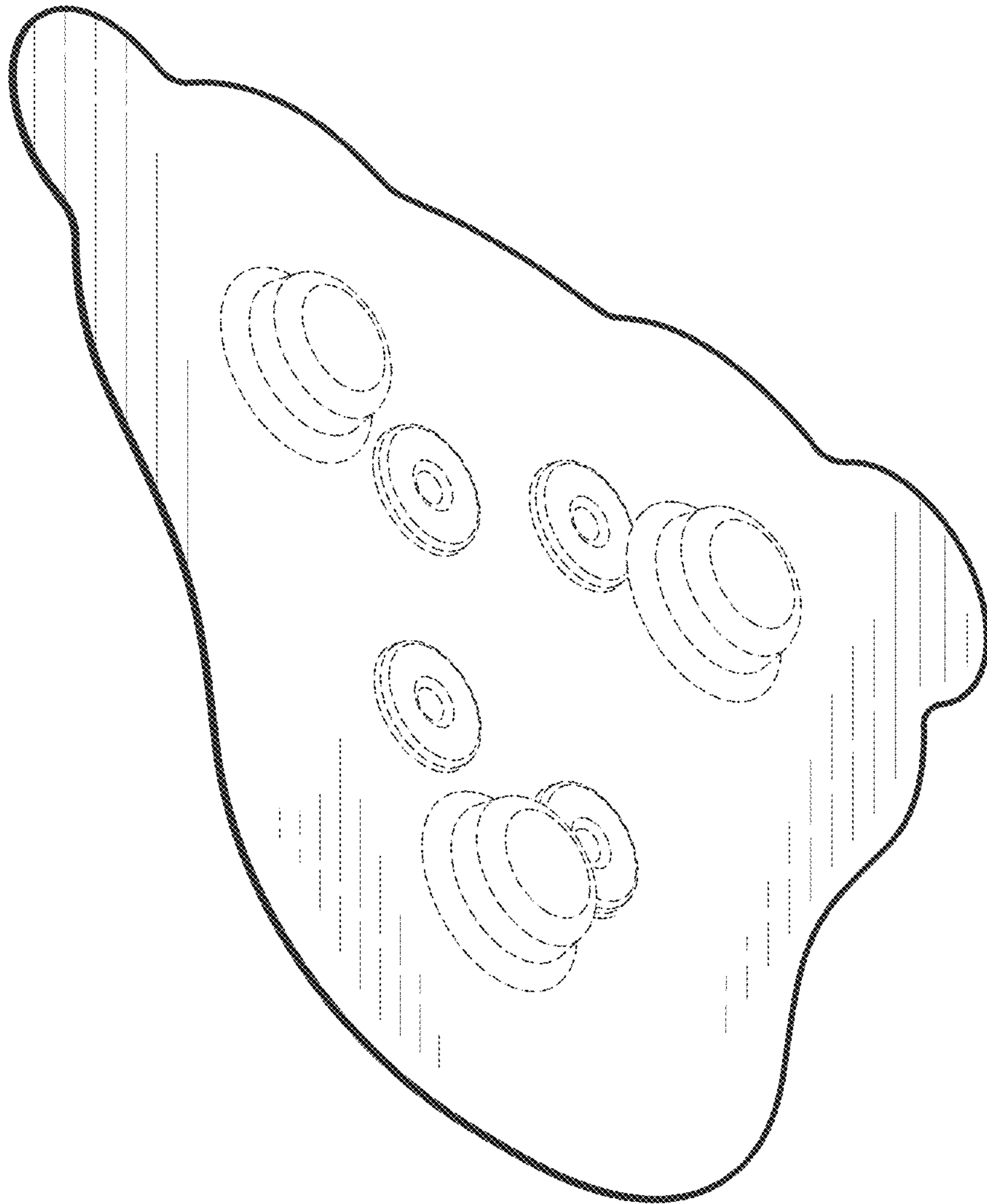


FIG. 2

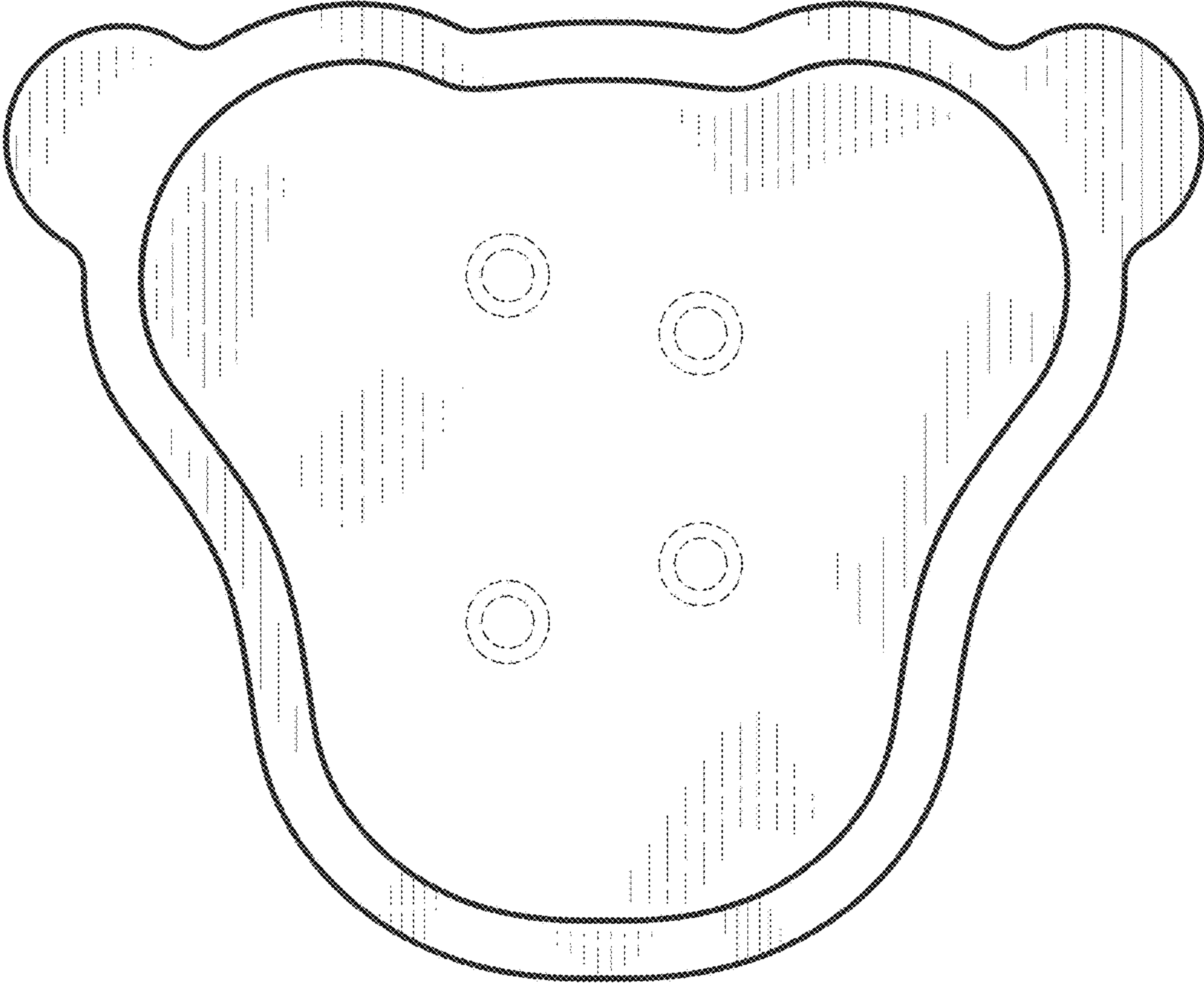


FIG. 3

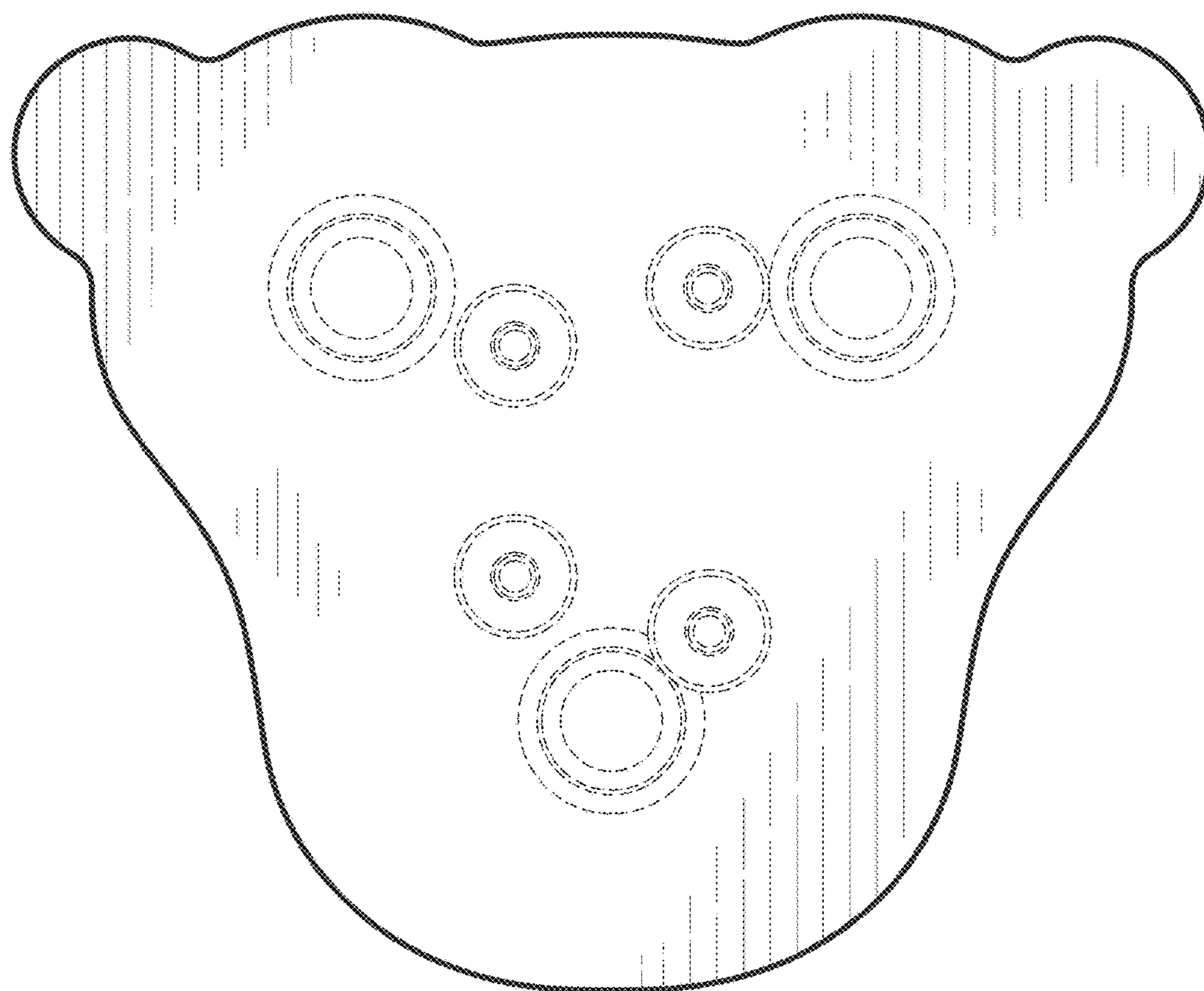


FIG. 4

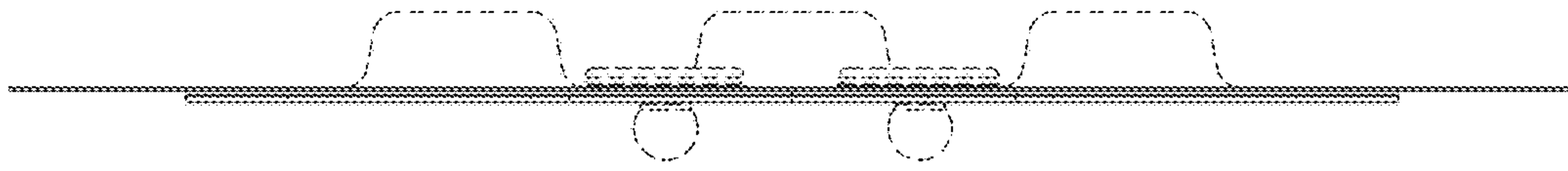


FIG. 5

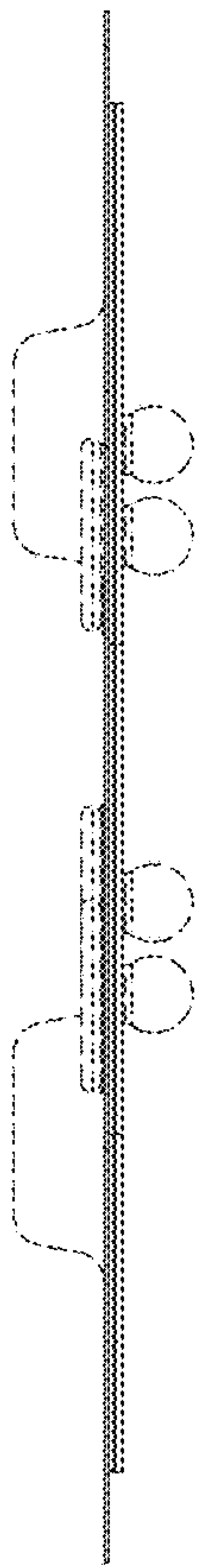


FIG. 6




FIG. 7

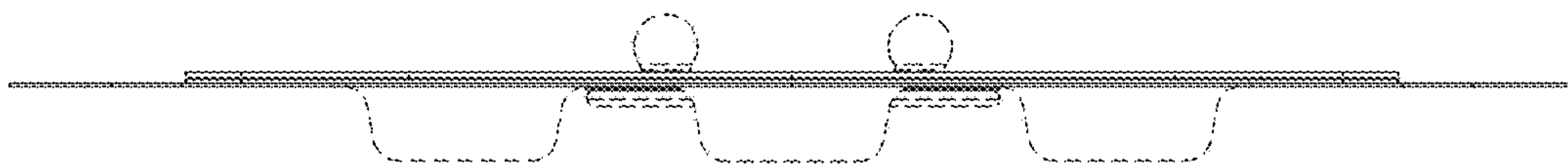


FIG. 8