



US00D821579S

(12) **United States Design Patent**  
**Majors et al.**

(10) **Patent No.:** **US D821,579 S**  
(45) **Date of Patent:** **\*\* Jun. 26, 2018**

- (54) **STAPLE HOLDER**
- (71) Applicant: **Biedermann Technologies GmbH & Co. KG**, Donaueschingen (DE)
- (72) Inventors: **Benjamin Majors**, Englewood, CO (US); **Achim Zipse**, Baden-Baden (DE); **Gael Dreher**, Karlsruhe (DE)
- (73) Assignee: **Biedermann Technologies GmbH & Co. KG**, Donaueschingen (DE)
- (\*\*) Term: **15 Years**
- (21) Appl. No.: **29/599,016**
- (22) Filed: **Mar. 30, 2017**
- (51) **LOC (11) Cl.** ..... **24-02**
- (52) **U.S. Cl.**  
USPC ..... **D24/145**
- (58) **Field of Classification Search**  
USPC ..... D24/145, 127-131, 112, 186; 248/121, 248/125.1, 124.1, 129; D8/71; 81/44  
CPC ..... A61B 17/0642; A61B 17/0682; A61B 2017/0645; A61B 2017/00867  
See application file for complete search history.

- 4,966,056 A \* 10/1990 Miller ..... B25C 3/008 227/135
- 5,957,007 A \* 9/1999 Righini ..... B25C 3/008 81/44
- D426,443 S \* 6/2000 Lai ..... D8/52
- D438,436 S \* 3/2001 Carter, Jr. .... D8/16
- 6,520,050 B1 \* 2/2003 Gildroy ..... B25C 3/008 81/44
- D771,811 S \* 11/2016 Reyhan ..... D24/145
- D775,336 S \* 12/2016 Shelton, IV ..... D24/145

\* cited by examiner

*Primary Examiner* — David G Muller  
(74) *Attorney, Agent, or Firm* — Gordon & Jacobson, P.C.

(57) **CLAIM**

The ornamental design for a staple holder, as shown and described.

**DESCRIPTION**

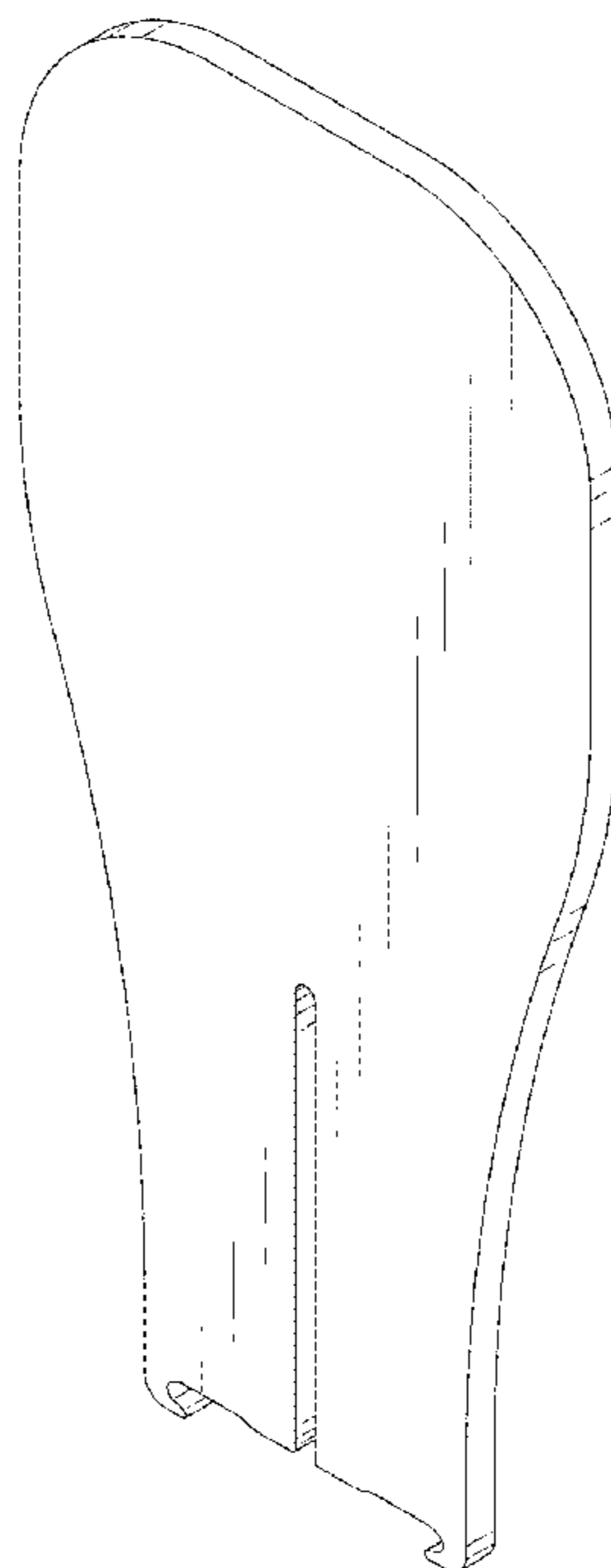
FIG. 1 is a front perspective view of the staple holder comprising the new design; FIG. 2 is a front elevational view of the design of FIG. 1, where the back elevational view is a mirror image thereof; FIG. 3 is a left elevational view of the design of FIG. 1, where the right elevational view is a mirror image thereof; FIG. 4 is a top view of the design of FIG. 1; FIG. 5 is a bottom view of the design of FIG. 1; and, FIG. 6 is a front perspective view of a staple holder assembly showing a staple coupled to an end of the design of FIG. 1. The features shown in broken lines depict environmental structure only and form no part of the claimed design.

**1 Claim, 3 Drawing Sheets**

(56) **References Cited**

U.S. PATENT DOCUMENTS

- 4,354,628 A \* 10/1982 Green ..... A61B 17/072 227/152
- D277,785 S \* 2/1985 Green ..... D24/143
- D280,550 S \* 9/1985 Pratt ..... D24/145
- D289,253 S \* 4/1987 Super ..... D10/97
- D292,480 S \* 10/1987 Smirne ..... D8/71
- D293,648 S \* 1/1988 Smirne ..... D8/71



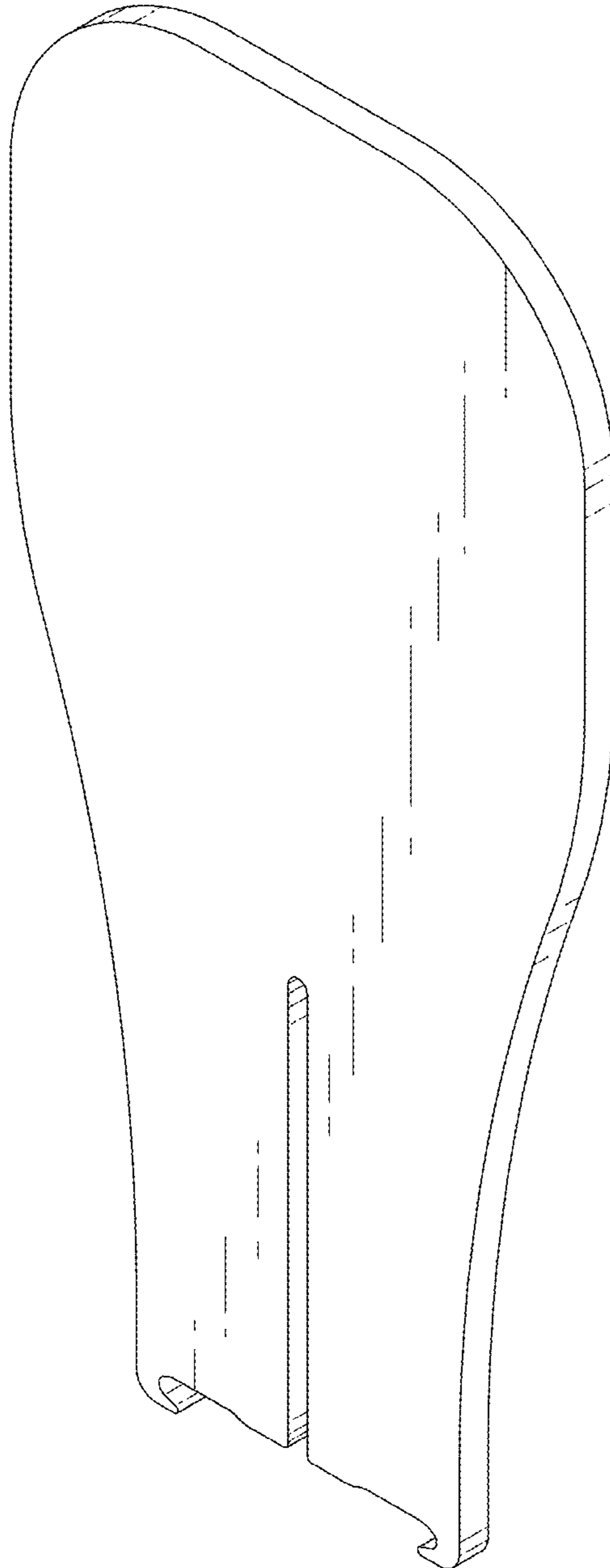


FIG. 1

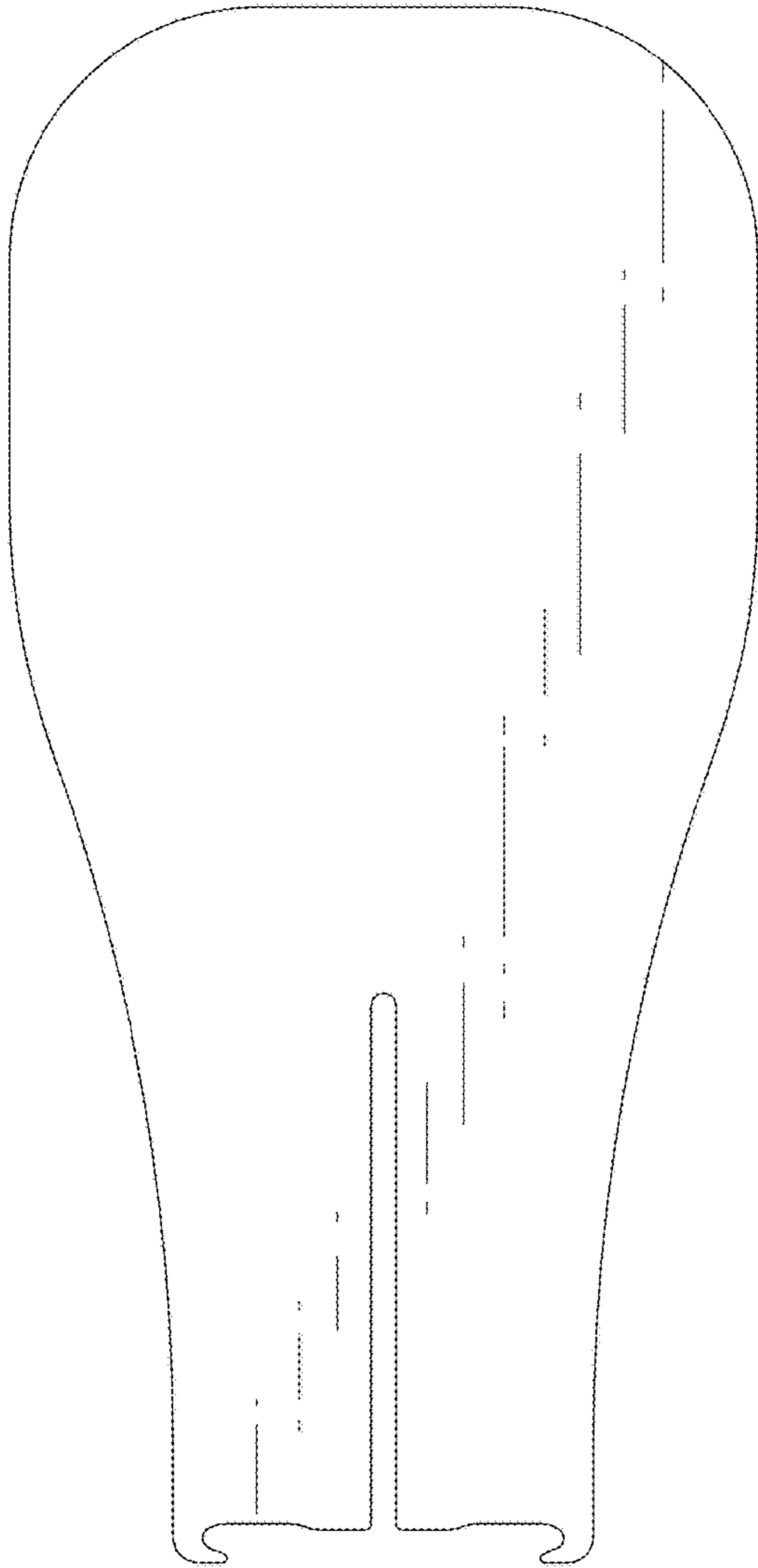


FIG. 2

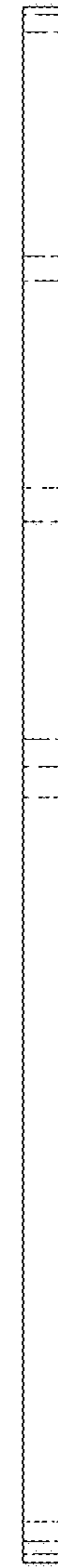


FIG. 3




FIG. 4




FIG. 5

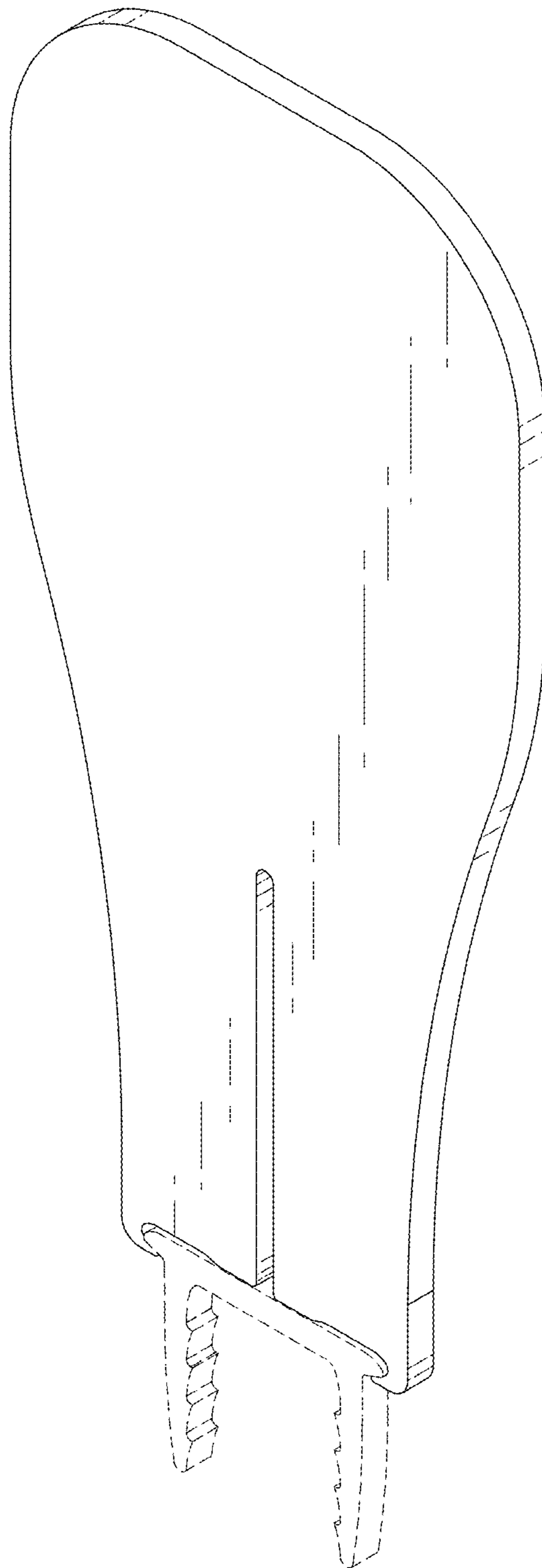


FIG. 6