



US00D821564S

(12) **United States Design Patent**  
**Conrad et al.**

(10) **Patent No.:** **US D821,564 S**  
(45) **Date of Patent:** **\*\* Jun. 26, 2018**

(54) **FAN BLADE**

(71) Applicant: **ebm-papst Mulfingen GmbH & Co. KG**, Mulfingen (DE)

(72) Inventors: **Daniel Conrad**, Langenbrettach (DE);  
**Christian Pfaff**, Kuenzelsau (DE)

(73) Assignee: **ebm-papst Mulfingen GmbH & Co. KG**, Mulfingen (DE)

(\*\*) Term: **15 Years**

(21) Appl. No.: **29/565,879**

(22) Filed: **May 25, 2016**

(30) **Foreign Application Priority Data**

Apr. 25, 2016 (EM) ..... 003086305

(51) **LOC (11) Cl.** ..... **23-03**

(52) **U.S. Cl.**  
USPC ..... **D23/413**

(58) **Field of Classification Search**  
USPC ..... D23/370-376, 355, 377, 378-385,  
D23/411-414; D13/179  
CPC ..... E04H 4/16; E04H 4/1618; E04H 4/1636;  
E04H 4/1645; F04D 29/38; F04D  
29/4206  
See application file for complete search history.

(56) **References Cited**

U.S. PATENT DOCUMENTS

D355,253 S \* 2/1995 Jansen ..... D15/5  
D493,216 S \* 7/2004 Wu ..... D23/370  
D511,824 S \* 11/2005 Chen ..... D23/370  
D563,544 S \* 3/2008 Hwang ..... D23/413  
D579,883 S \* 11/2008 Hwang ..... D13/179  
7,457,119 B2 \* 11/2008 Wang ..... H01L 23/427  
165/104.33  
D584,392 S \* 1/2009 Noda ..... D23/370

7,492,588 B2 \* 2/2009 Hwang ..... H05K 7/20154  
165/121  
8,007,232 B2 \* 8/2011 Hwang ..... F04D 29/281  
415/182.1  
D663,411 S \* 7/2012 Naya ..... D23/411  
D694,874 S \* 12/2013 Lin ..... D13/179  
D699,835 S \* 2/2014 Kenyon ..... D23/413  
D702,829 S \* 4/2014 Chen ..... D23/379  
D732,656 S \* 6/2015 Wu ..... F04D 29/666  
D23/413  
9,145,895 B2 \* 9/2015 Cheng ..... F04D 17/16  
D745,955 S \* 12/2015 Chen ..... D13/179  
D755,134 S \* 5/2016 Andre ..... D13/179  
2008/0011461 A1 \* 1/2008 Hwang ..... F04D 29/422  
165/122  
2009/0053053 A1 \* 2/2009 Lin ..... F04D 29/424  
415/206  
2010/0037458 A1 \* 2/2010 Ranz ..... B23P 15/006  
29/889  
2011/0058938 A1 \* 3/2011 Chen ..... F04D 29/4226  
415/206  
2013/0259692 A1 \* 10/2013 Chen ..... F04D 29/26  
416/195  
2014/0154067 A1 \* 6/2014 Shih ..... G06F 1/203  
415/201

(Continued)

*Primary Examiner* — Cathron C Brooks  
*Assistant Examiner* — Sharon S Oum  
(74) *Attorney, Agent, or Firm* — Harness, Dickey & Pierce, P.L.C.

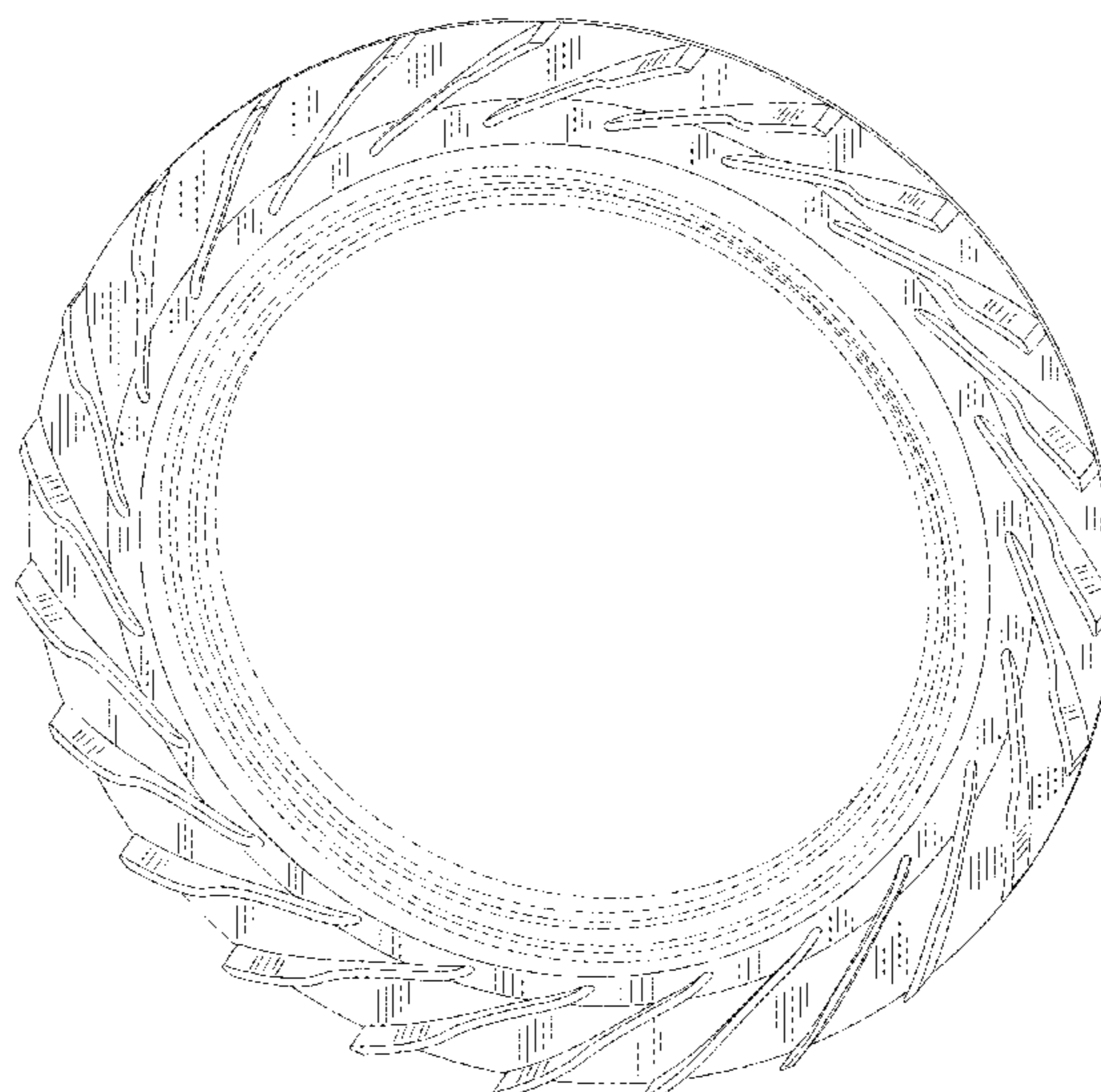
(57) **CLAIM**

The ornamental design for a fan blade, as shown and described.

**DESCRIPTION**

FIG. 1 is a top perspective view of the present invention; FIG. 2 is a side view of the present invention; and, FIG. 3 is a top view of the present invention. In FIGS. 1-3, the broken lines represent portions of the fan blade, which form no part of the claimed design.

**1 Claim, 3 Drawing Sheets**



(56)

**References Cited**

U.S. PATENT DOCUMENTS

2015/0377564 A1\* 12/2015 Yang ..... F28F 3/02  
165/185

\* cited by examiner




FIG. 1

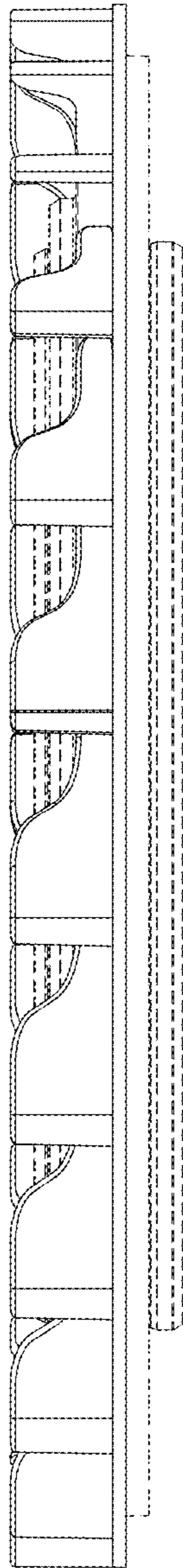


FIG. 2






FIG. 3