

US00D821561S

(12) **United States Design Patent**  
**Gruber et al.**

(10) **Patent No.:** **US D821,561 S**  
(45) **Date of Patent:** **\*\* Jun. 26, 2018**

- (54) **FAN WHEEL**
- (71) Applicant: **ebm-papst Mulfingen GmbH & Co. KG, Mulfingen (DE)**
- (72) Inventors: **Erhard Gruber, Satteldorf (DE);  
Martin Kleinschrodt, Creglingen (DE);  
Michael Strehle, Ingelfingen (DE)**
- (73) Assignee: **ebm-papst Mulfingen GmbH & Co. KG, Mulfingen (DE)**
- (\*\*) Term: **15 Years**
- (21) Appl. No.: **29/560,894**

D625,402 S *	10/2010	Yen	.....	D23/370
D643,916 S *	8/2011	Bohl	.....	D23/370
D644,315 S *	8/2011	Bohl	.....	D23/370
D701,597 S *	3/2014	DeFilippis	.....	D23/370
D772,392 S *	11/2016	Gebert	.....	D23/370
2010/0202887 A1*	8/2010	Bohl	.....	F04D 29/162 416/183
2011/0211963 A1*	9/2011	Bohl	.....	F04D 29/162 416/179
2011/0223007 A1*	9/2011	Hammel	.....	F04D 29/662 415/119
2014/0315479 A1*	10/2014	Cho	.....	F04D 29/4213 454/233
2015/0308451 A1*	10/2015	Baer	.....	F04D 29/388 416/232
2016/0115967 A1*	4/2016	Kurihara	.....	F04D 29/624 416/189

(22) Filed: **Apr. 12, 2016**

(30) **Foreign Application Priority Data**

Mar. 21, 2016 (EM) ..... 003037449

(51) **LOC (11) Cl.** ..... **23-04**

(52) **U.S. Cl.**  
USPC ..... **D23/411; D23/413**

(58) **Field of Classification Search**  
USPC ..... D23/370, 377, 379, 381, 382, 385, 411,  
D23/413, 414, 332, 328; D26/59;  
D15/5, 7; D13/179  
CPC ..... F04D 25/08; F04D 29/388; F04D 29/34;  
F04D 25/088; H02K 1/187  
See application file for complete search history.

(56) **References Cited**

**U.S. PATENT DOCUMENTS**

4,874,293 A *	10/1989	Gutzwiller	.....	F04D 29/281 416/184
D513,799 S *	1/2006	Li	.....	D23/411
D534,645 S *	1/2007	Tateishi	.....	D23/411

**FOREIGN PATENT DOCUMENTS**

CN	ZL 2016 3	9/2016
	0109901.4	
DE	402016100344-0001	9/2016
DE	402016100344-0002	9/2016

\* cited by examiner

*Primary Examiner* — Janice Hallmark

(74) *Attorney, Agent, or Firm* — Harness, Dickey & Pierce, P.L.C.

(57) **CLAIM**

The ornamental design for a fan wheel, as shown and described.

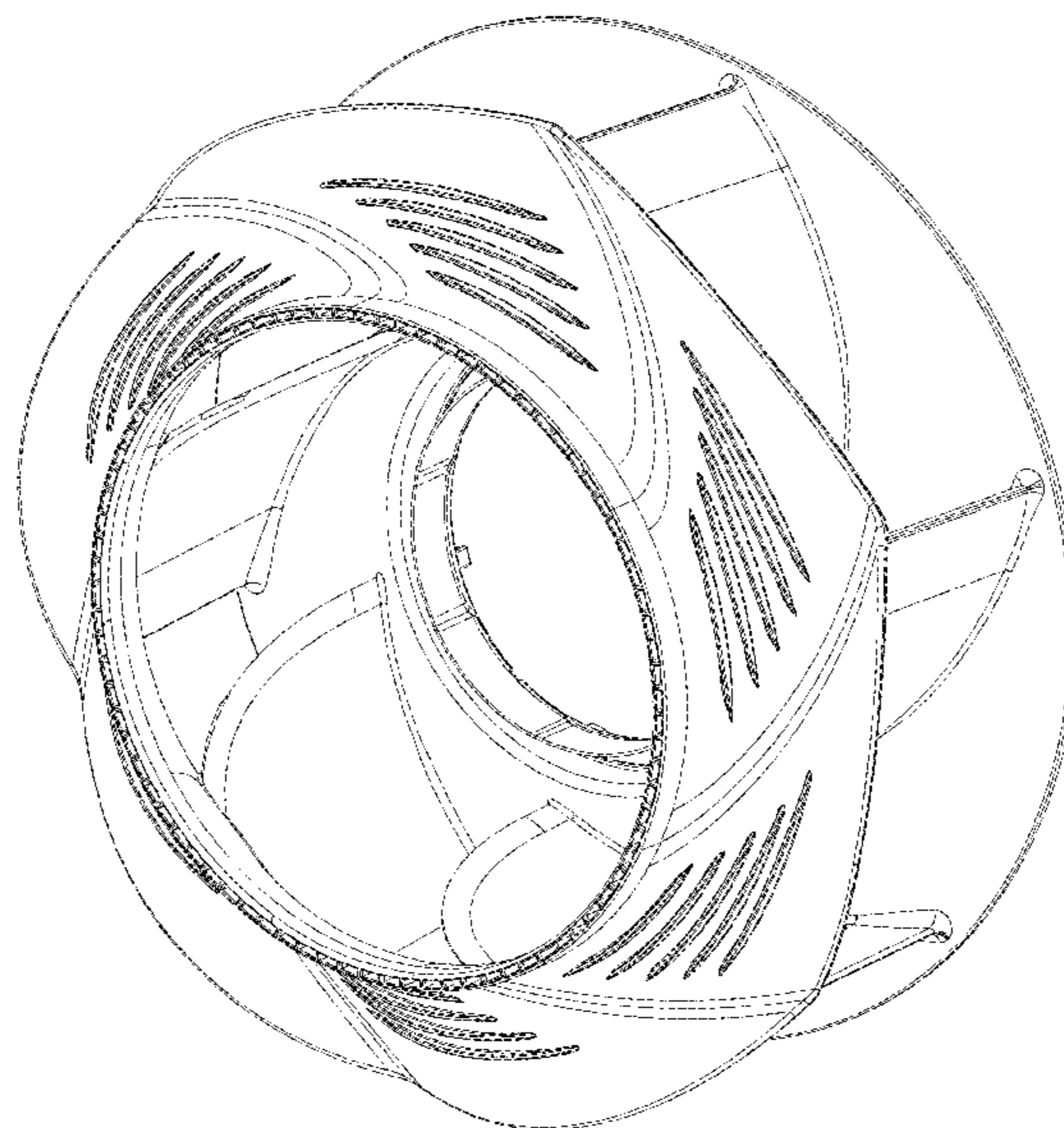
**DESCRIPTION**

FIG. 1 is a perspective view of a fan wheel showing our new design.

FIG. 2 is a side view thereof; and,

FIG. 3 is a top view thereof.

**1 Claim, 3 Drawing Sheets**






FIG. 1

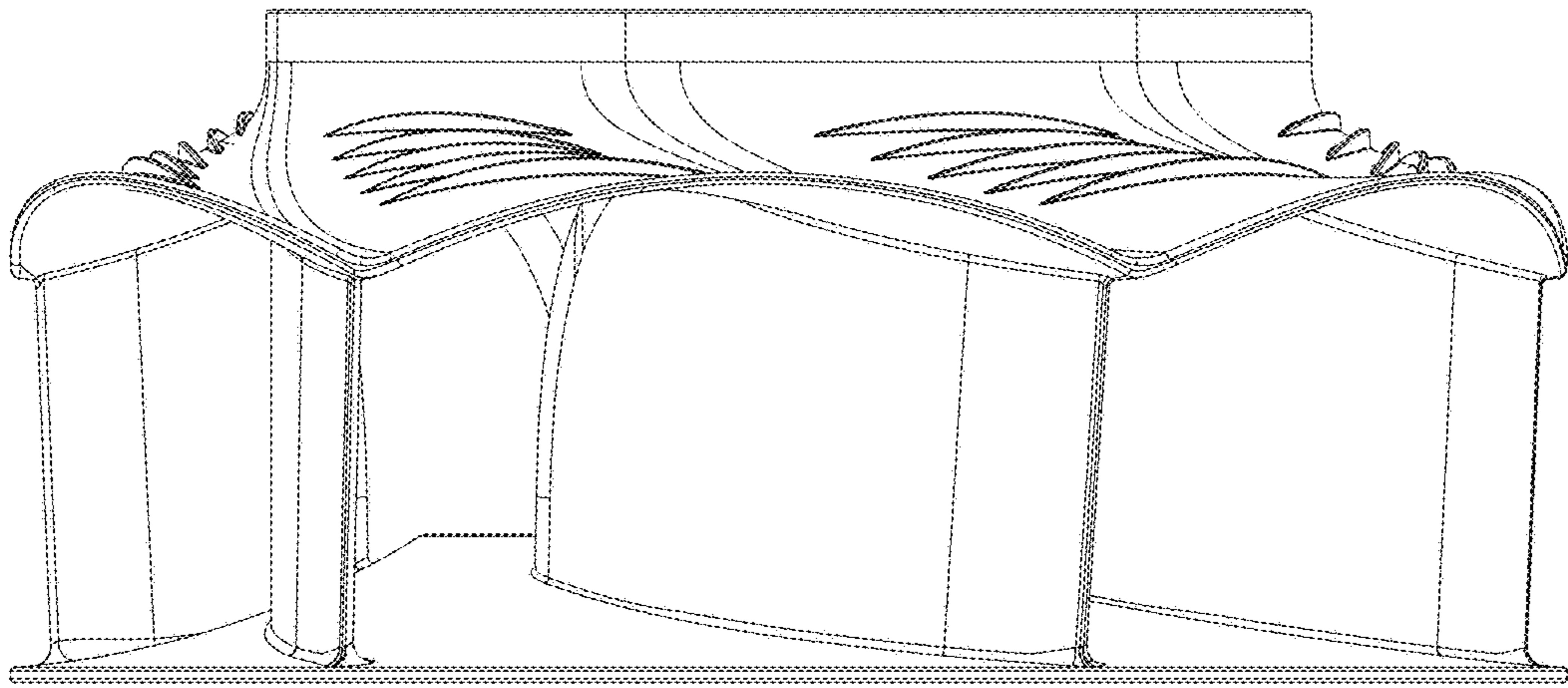


FIG. 2



FIG. 3