



US00D821556S

(12) **United States Design Patent** (10) **Patent No.:** **US D821,556 S**
Shore et al. (45) **Date of Patent:** **** Jun. 26, 2018**

(54) **AIR TREATMENT DEVICE**

(71) Applicants: **Angela Nixon Shore**, State Road, NC (US); **Annie Pierce Haynes**, Troutman, NC (US); **Carolyn Morgan Stafford**, Cornelius, NC (US); **Jay Kinsley Fording**, Huntersville, NC (US); **Paul Richard Manley**, Huntersville, NC (US); **Michael Anthony Lorenz**, Gahanna, OH (US); **Ludwin Miguel Mora**, Worthington, OH (US); **Hun Jung Choi**, Kyounggido Koyangsi (KR); **Young Jo Kim**, Seoul (KR)

(72) Inventors: **Angela Nixon Shore**, State Road, NC (US); **Annie Pierce Haynes**, Troutman, NC (US); **Carolyn Morgan Stafford**, Cornelius, NC (US); **Jay Kinsley Fording**, Huntersville, NC (US); **Paul Richard Manley**, Huntersville, NC (US); **Michael Anthony Lorenz**, Gahanna, OH (US); **Ludwin Miguel Mora**, Worthington, OH (US); **Hun Jung Choi**, Kyounggido Koyangsi (KR); **Young Jo Kim**, Seoul (KR)

(73) Assignee: **Lowe's Companies, Inc.**, Mooresville, NC (US)

(**) Term: **15 Years**

(21) Appl. No.: **29/534,048**

(22) Filed: **Jul. 24, 2015**

Related U.S. Application Data

(62) Division of application No. 29/416,815, filed on Mar. 27, 2012, now Pat. No. Des. 737,944, which is a (Continued)

(51) **LOC (11) Cl.** **23-04**

(52) **U.S. Cl.**
USPC **D23/364**

(58) **Field of Classification Search**
USPC D23/355-366, 352, 369, 332, 333, 335, D23/336, 342, 351; 422/120, 122;
(Continued)

(56) **References Cited**

U.S. PATENT DOCUMENTS

D360,028 S 7/1995 Matsuda
6,004,367 A 12/1999 Stopyra et al.
(Continued)

Primary Examiner — David Muller
(74) *Attorney, Agent, or Firm* — Moore & Van Allen PLLC; W. Kevin Ransom

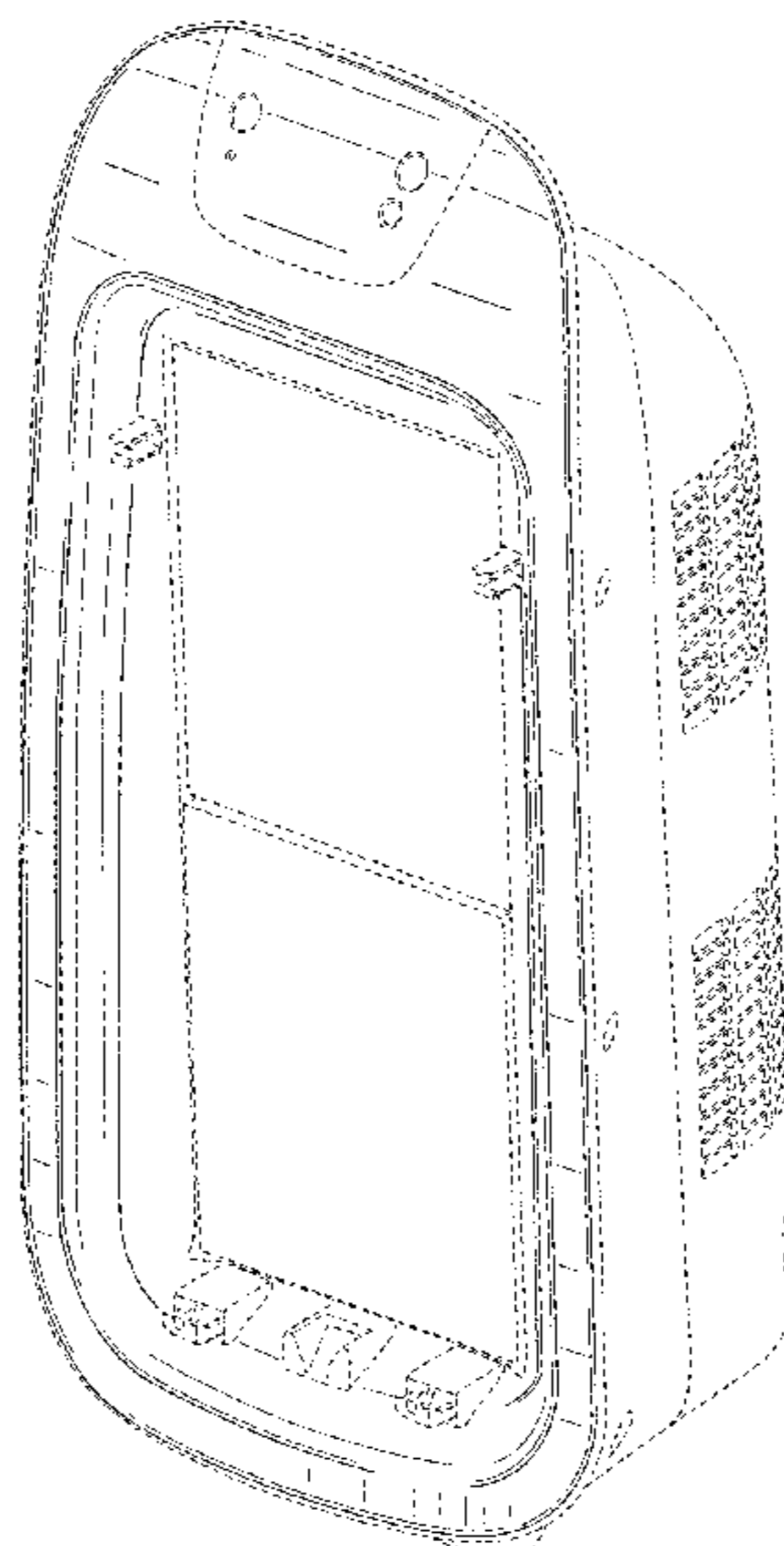
(57) **CLAIM**

The ornamental design for an air treatment device, as shown and described.

DESCRIPTION

FIG. 1 is a front, top, and right perspective view of an air treatment device;
FIG. 2 is a front elevational view of the air treatment device;
FIG. 3 is a rear elevational view of the air treatment device;
FIG. 4 is a right side elevational view of the air treatment device;
FIG. 5 is a left side elevational view of the air treatment device;
FIG. 6 is a top plan view of the air treatment device; and,
FIG. 7 is a bottom plan view of the air treatment device.
The broken lines shown in the drawings are shown for illustrative purposes only and form no part of the claimed design. In addition, the surface shading illustrated in the drawings is provided merely to highlight the contour of the design; it is not intended to be illustrative of texture or gloss.

1 Claim, 7 Drawing Sheets



Related U.S. Application Data

division of application No. 29/345,212, filed on Oct. 12, 2009, now Pat. No. Des. 662,576.

(58) **Field of Classification Search**

USPC 55/356, 473, 504; 96/97; D14/188, 170, D14/171, 172; 261/DIG. 17, DIG. 65, 261/DIG. 88, DIG. 31; D18/34.6
CPC .. A61L 9/16; A61L 9/22; B01D 47/00; B01D 47/027; B01D 2221/02; B01D 2259/4508; B03C 3/155; B03C 3/368; F24F 3/16; F24F 13/20; F24F 13/28; F24F 2001/0096

See application file for complete search history.

(56) **References Cited**

U.S. PATENT DOCUMENTS

6,328,791 B1 12/2001 Pillion et al.
6,391,102 B1 5/2002 Bodden et al.
6,447,587 B1 9/2002 Pillion et al.
6,494,940 B1 12/2002 Hak
6,497,840 B1 12/2002 Palestro et al.
6,610,118 B2 8/2003 Bryce et al.
6,616,722 B1 9/2003 Cartellone
6,645,277 B1 11/2003 Franz et al.
6,660,070 B2 12/2003 Chung et al.
6,712,889 B2 3/2004 Pillion et al.

D497,984 S 11/2004 Tokunaga
6,869,468 B2 3/2005 Gibson
6,919,809 B2 7/2005 Blunn et al.
6,984,259 B2 1/2006 Hurst
7,132,003 B2 11/2006 Hirayama et al.
D539,403 S * 3/2007 Pino D23/333
7,241,326 B2 7/2007 Han et al.
7,258,728 B2 8/2007 Lim et al.
D562,953 S * 2/2008 Lewis D23/332
D564,645 S * 3/2008 Shapiro D23/317
D569,957 S * 5/2008 Shapiro D23/317
D580,029 S * 11/2008 Lewis D23/332
D580,030 S * 11/2008 Shapiro D23/332
D592,740 S * 5/2009 Catrino D23/332
7,537,649 B2 5/2009 Pippel et al.
D594,948 S * 6/2009 Lewis D23/314
D603,497 S * 11/2009 Choi D23/364
D604,817 S * 11/2009 Lee D23/332
D605,272 S * 12/2009 Chun D23/359
D605,745 S * 12/2009 Chun D23/359
D607,551 S * 1/2010 Catrino D23/314
2005/0031448 A1 2/2005 Lasko et al.
2006/0199515 A1 9/2006 Lasko et al.
2007/0004328 A1 1/2007 Balzer
2007/0209701 A1 9/2007 Lasko et al.
2007/0221061 A1 9/2007 Steiner
2008/0134899 A1 6/2008 Subbarao et al.
2008/0188173 A1 8/2008 Chen et al.
2008/0216657 A1 9/2008 Brady et al.

* cited by examiner

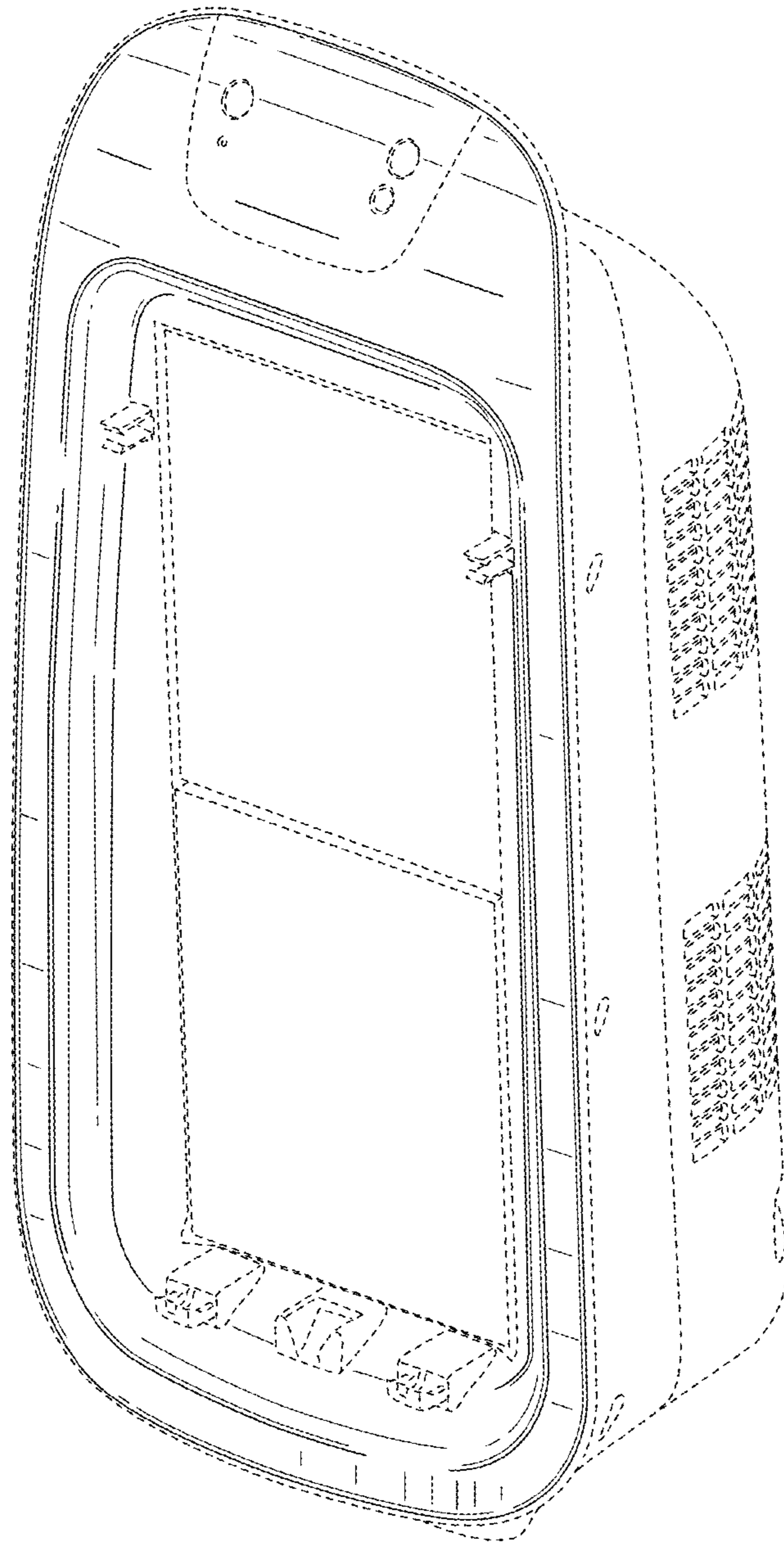


FIG. 1

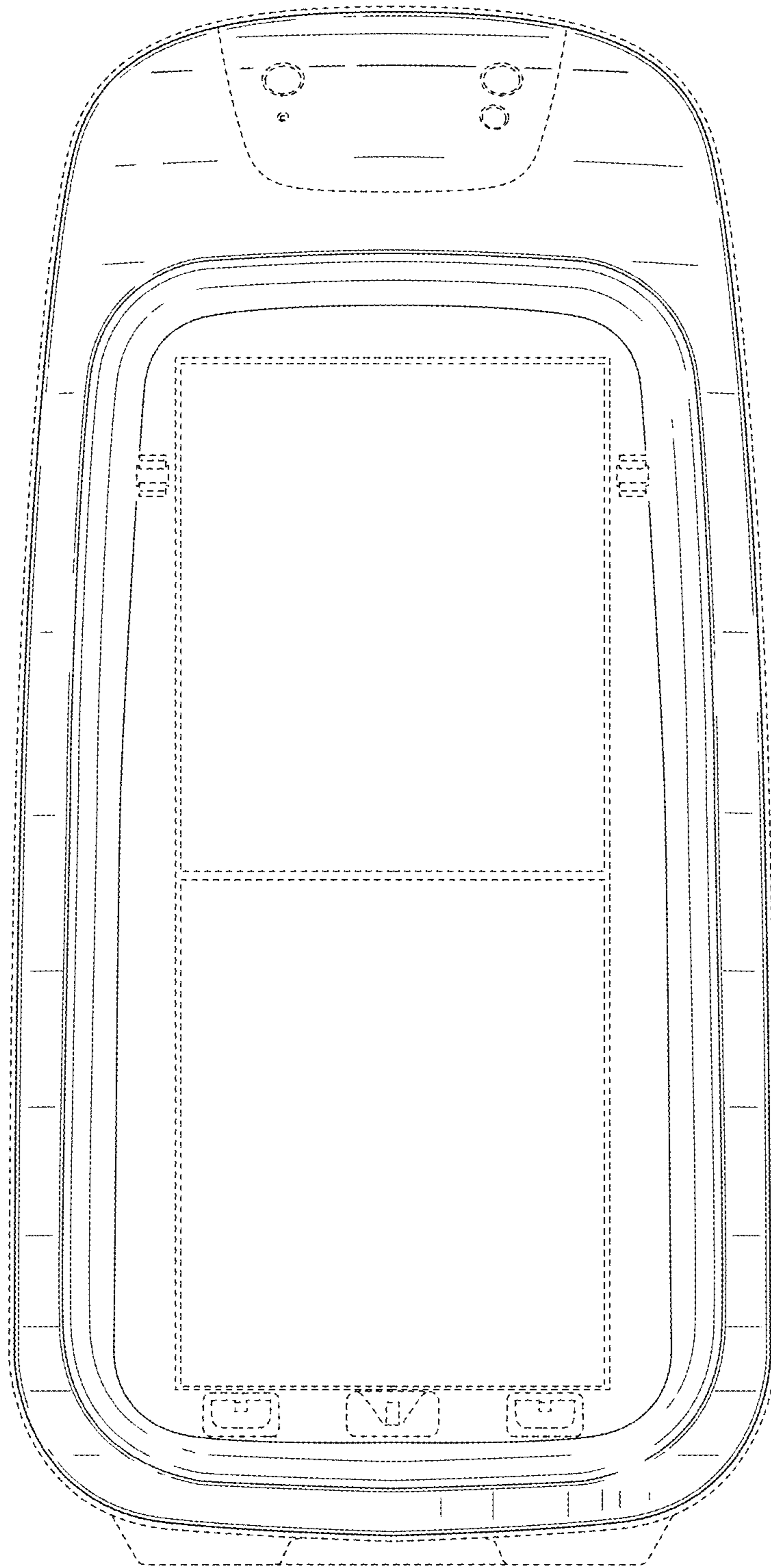


FIG. 2

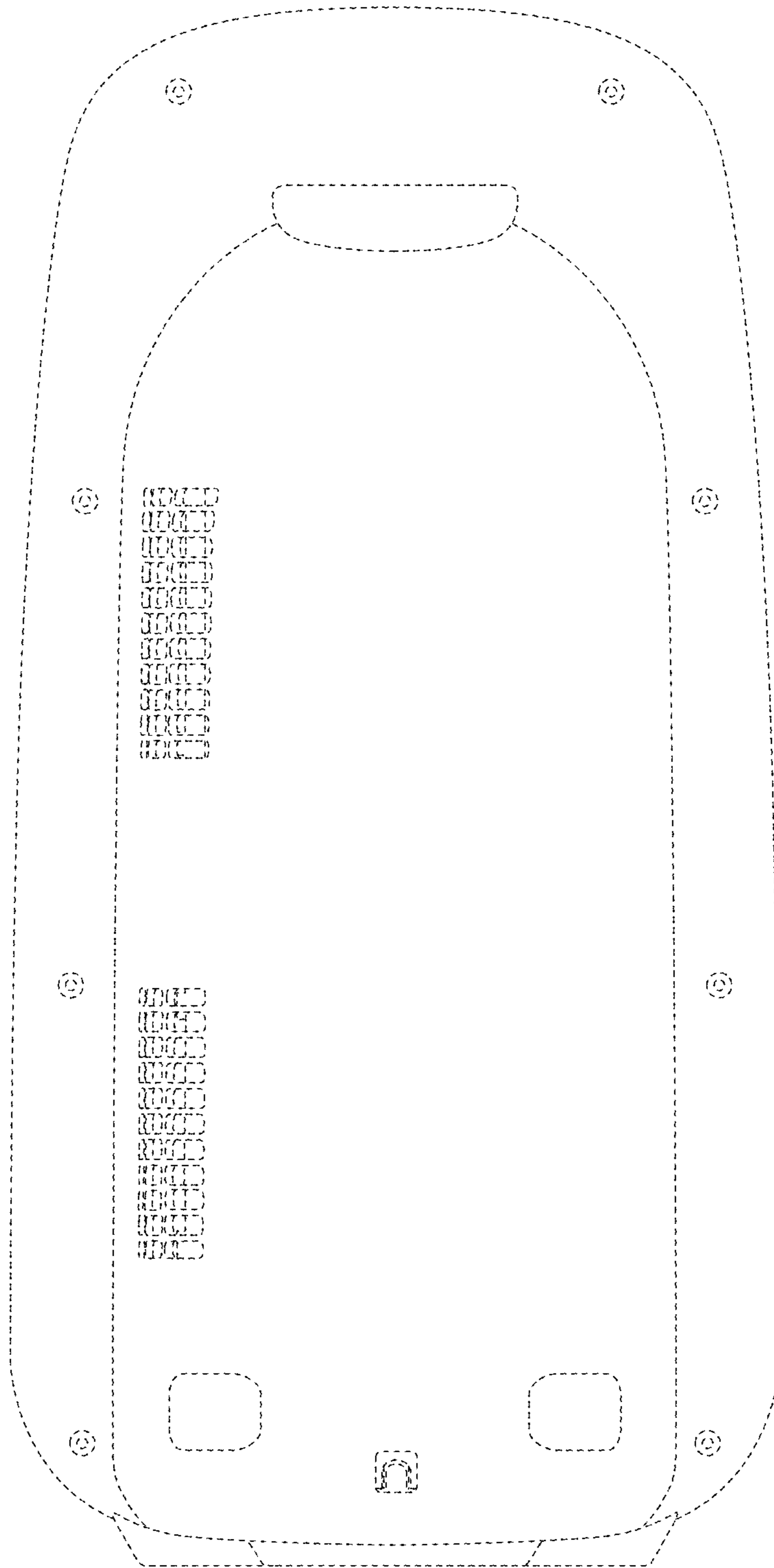


FIG. 3

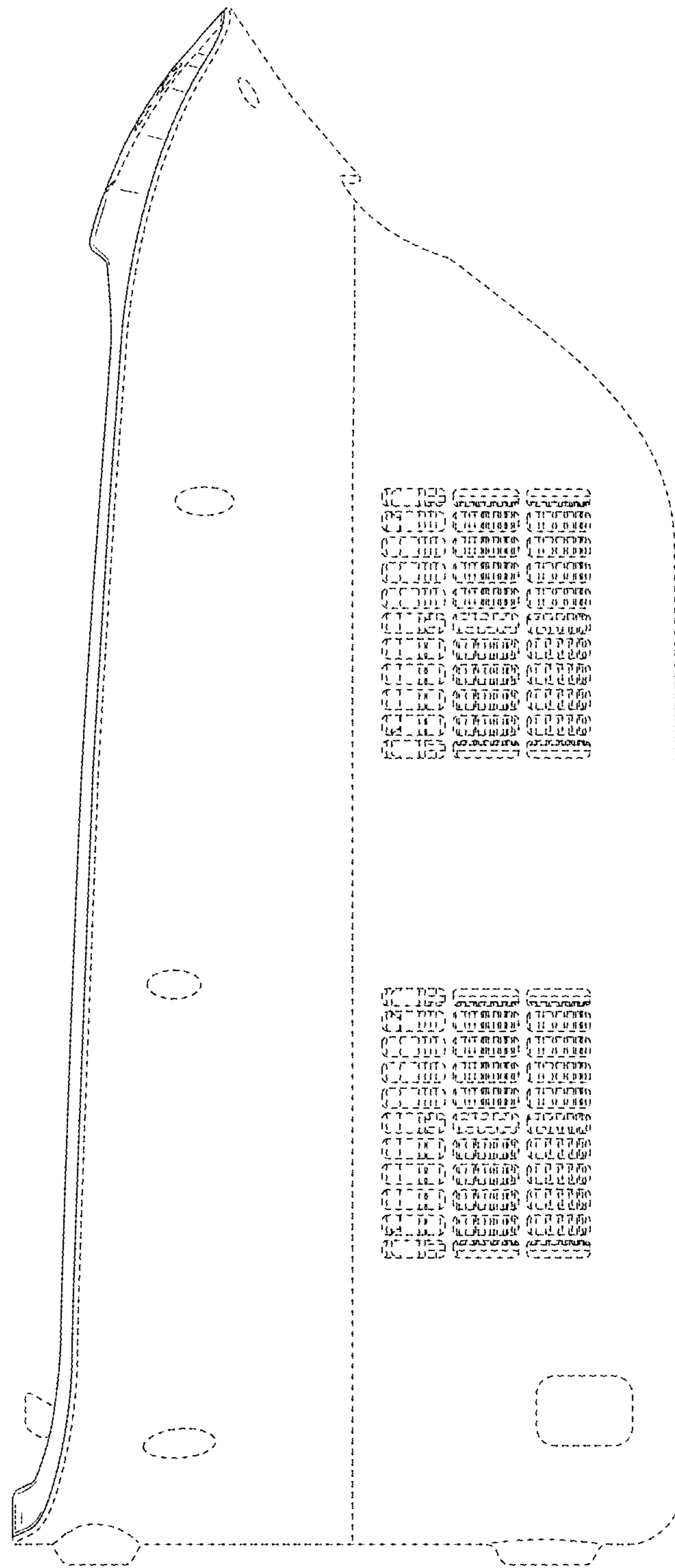


FIG. 4

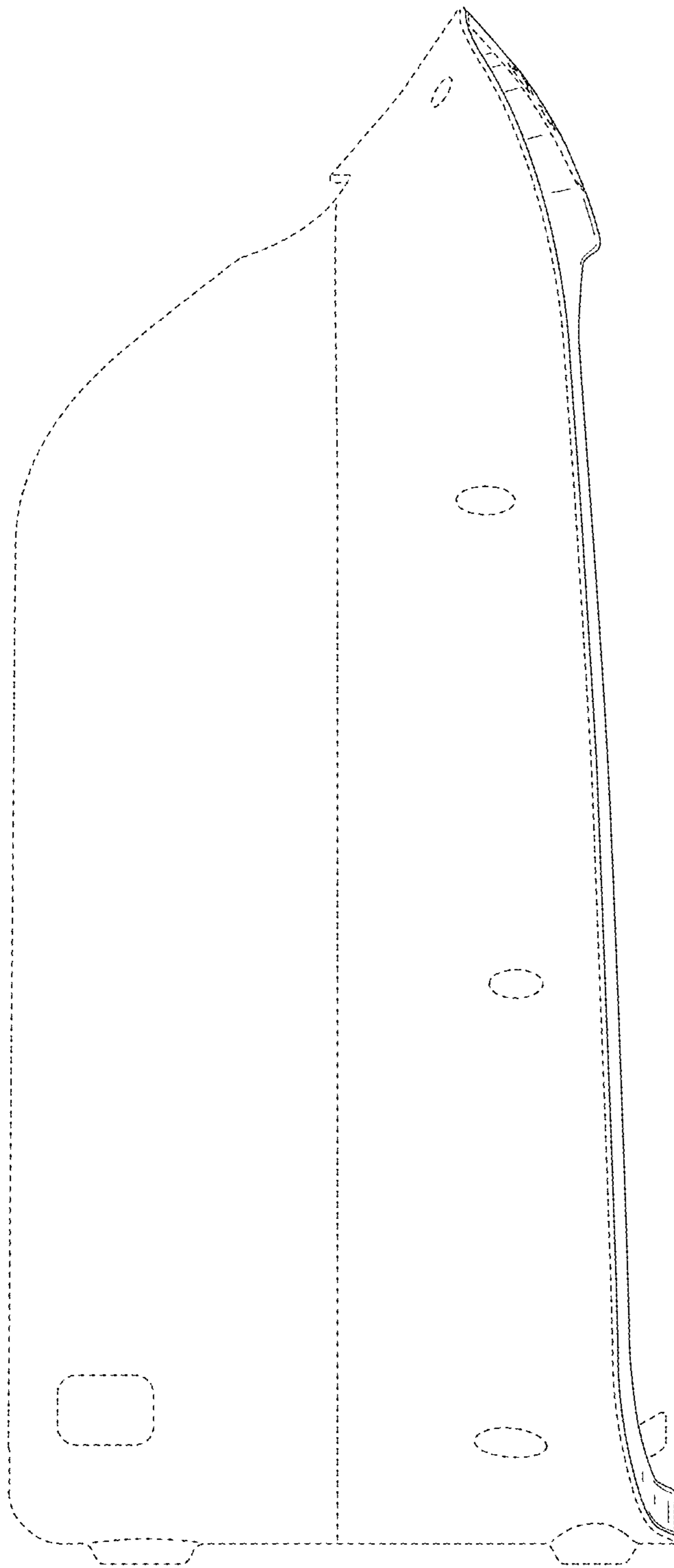


FIG. 5

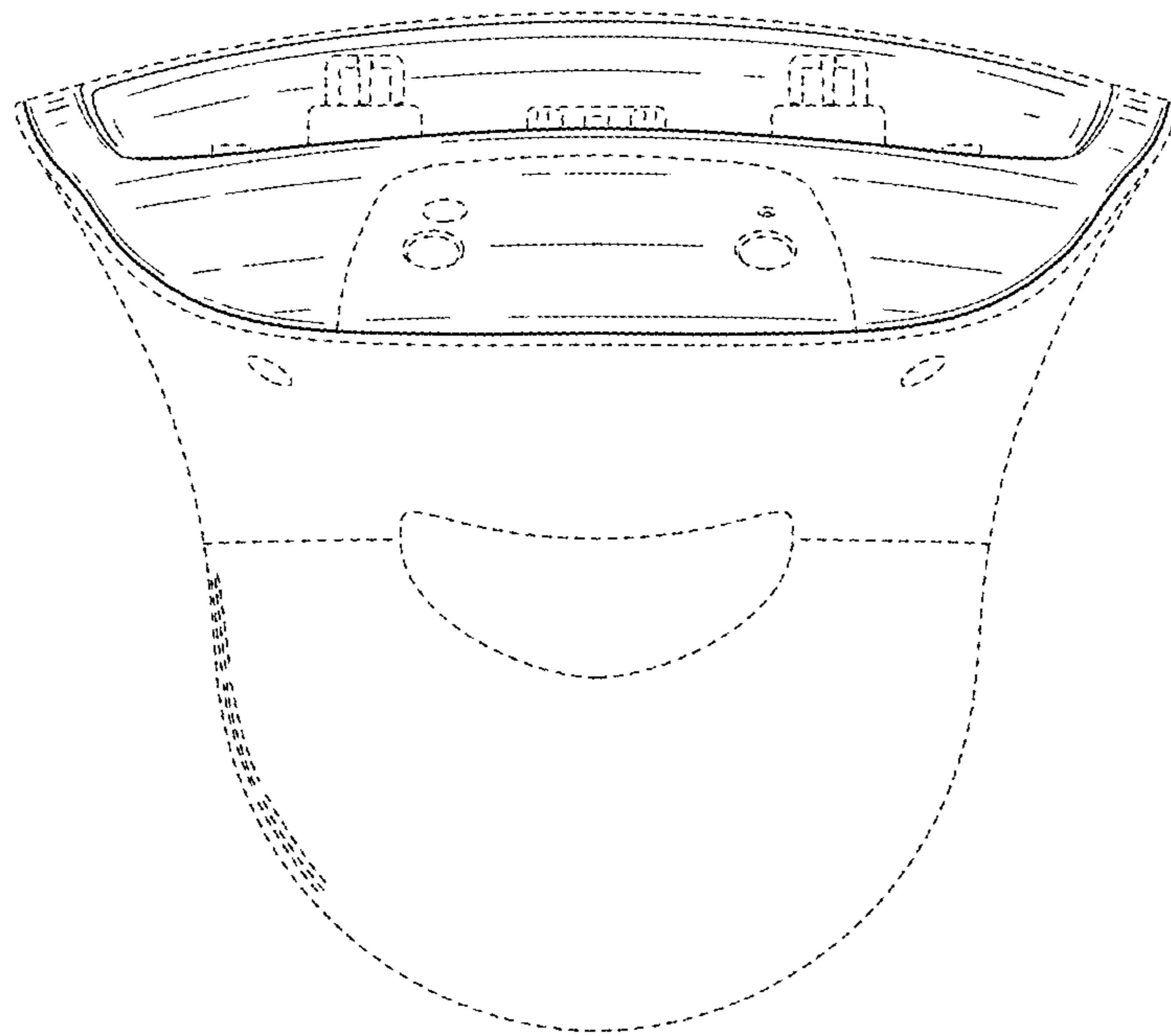


FIG. 6

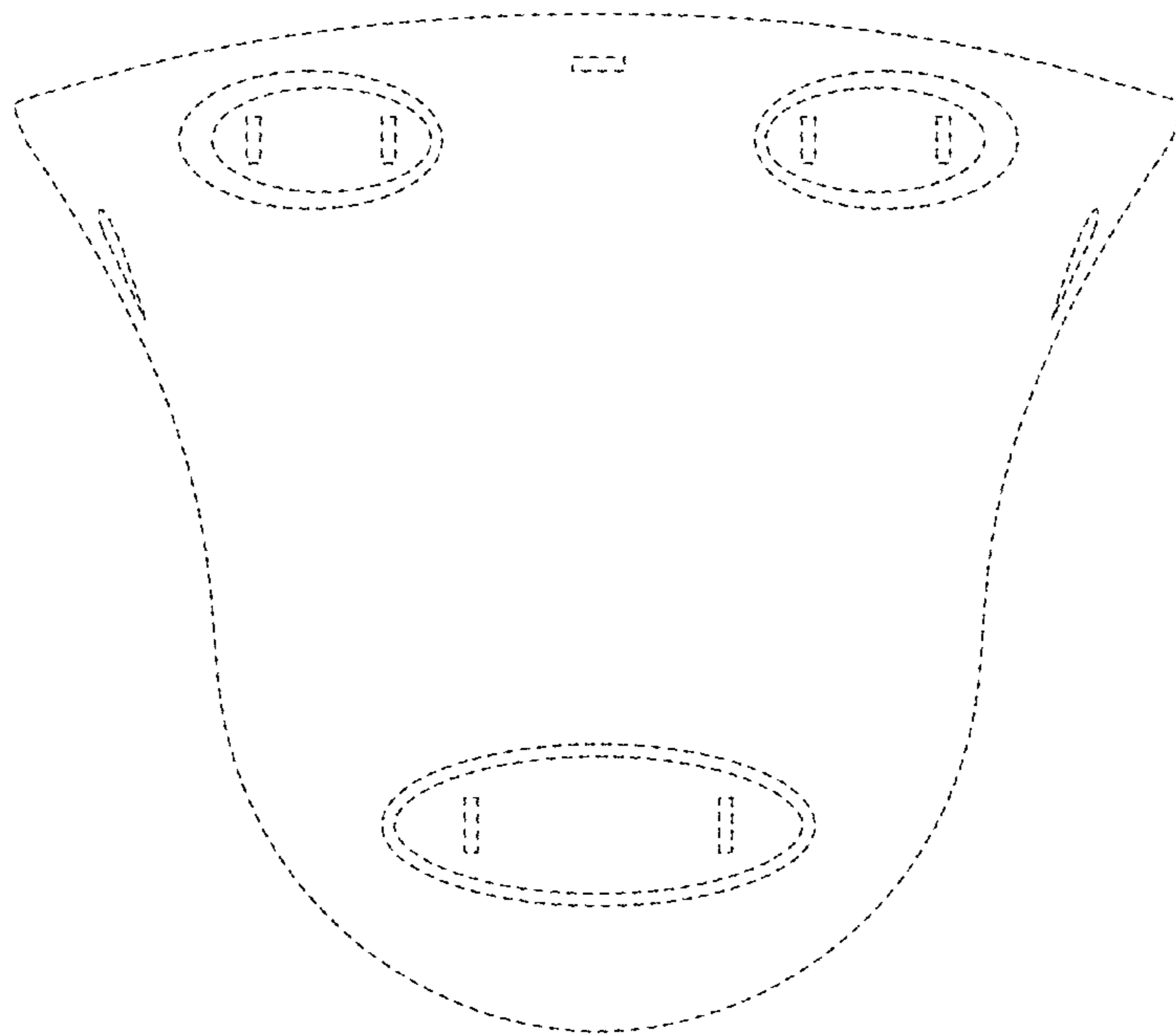


FIG. 7