



US00D821553S

(12) **United States Design Patent**
Haynes et al.

(10) **Patent No.:** **US D821,553 S**
(45) **Date of Patent:** **** Jun. 26, 2018**

- (54) **SEALING GLAND**
- (71) Applicant: **Lake Products Limited**, Auckland (NZ)
- (72) Inventors: **Andrew Leo Haynes**, Auckland (NZ);
Gabriel Ioan Giurgiu, Auckland (NZ)
- (73) Assignee: **Lake Products Limited**, Auckland (NZ)
- (**) Term: **15 Years**
- (21) Appl. No.: **29/618,290**
- (22) Filed: **Sep. 20, 2017**

- 3,205,760 A 9/1965 Seckerson et al.
- D216,693 S 3/1970 Dammer
- 3,566,738 A 3/1971 Cupit
- 3,602,530 A 8/1971 Elwart
- 3,654,965 A 4/1972 Gramain
- 3,677,576 A 7/1972 Gustafson
- 3,893,919 A 7/1975 Flegel et al.
- 3,977,137 A 8/1976 Patry
- 4,120,129 A 10/1978 Nagler et al.
- D252,703 S 8/1979 Cupit
- 4,211,423 A 7/1980 Resech
- 4,333,660 A 6/1982 Cupit
- D269,454 S 6/1983 Houseman
- 4,449,554 A 5/1984 Busse
- 4,469,467 A 9/1984 Odill et al.

(Continued)

Related U.S. Application Data

- (60) Division of application No. 29/586,243, filed on Dec. 1, 2016, now Pat. No. Des. 801,487, which is a division of application No. 29/497,627, filed on Jul. 25, 2014, now Pat. No. Des. 785,768, which is a continuation of application No. 14/029,525, filed on Sep. 17, 2013, now Pat. No. 9,206,928.
- (51) **LOC (11) Cl.** **23-01**
- (52) **U.S. Cl.**
USPC **D23/269**
- (58) **Field of Classification Search**
USPC D15/7, 9, 11, 17, 21, 28, 123, 199;
D23/259-269; 277/603, 606-609, 616,
277/634-636, 602, 625, 626; 285/95,
285/109, 336, 910, 918
CPC F16L 5/08; F16L 5/02; F16L 5/10; E04D
13/14
See application file for complete search history.

References Cited

U.S. PATENT DOCUMENTS

- 2,510,362 A 6/1950 Anderson
- D170,425 S 9/1953 Monahan, Jr.

FOREIGN PATENT DOCUMENTS

- AU 199895218 6/1999
- AU 200042690 1/2001

(Continued)

Primary Examiner — Mark Goodwin

(74) *Attorney, Agent, or Firm* — Foley & Lardner LLP

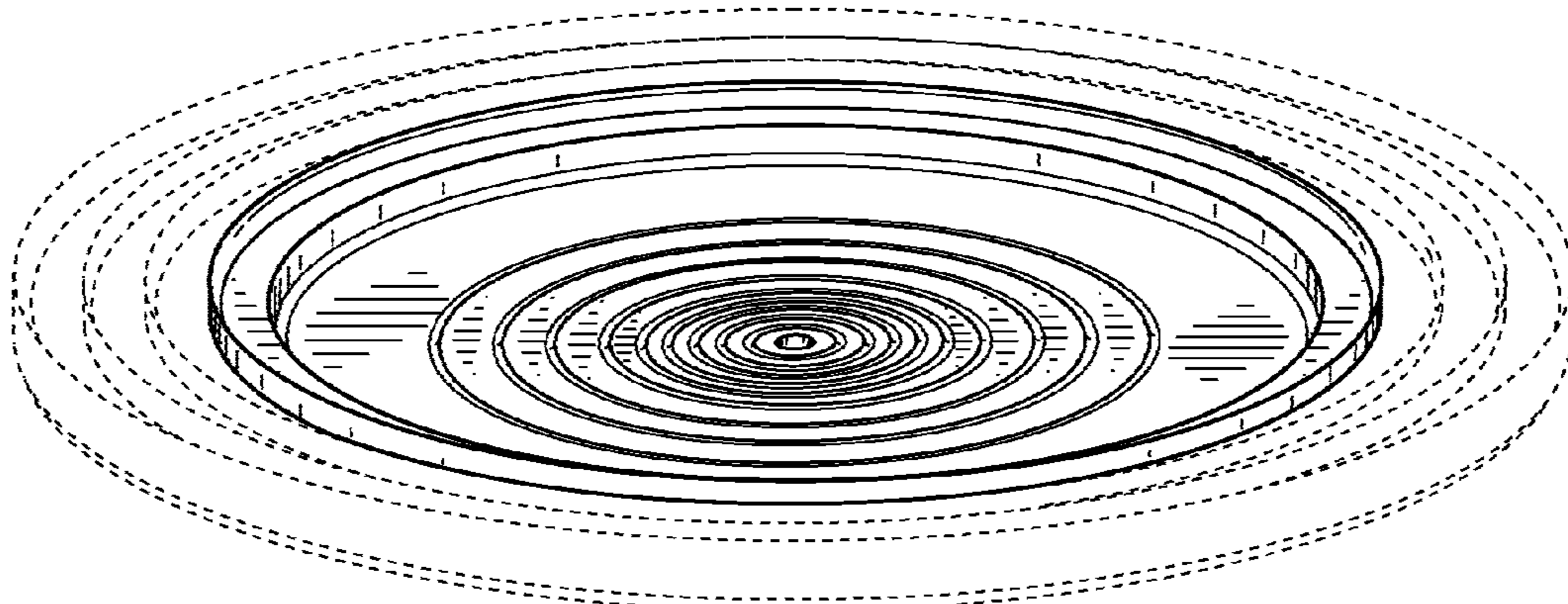
(57) **CLAIM**

We claim the ornamental design for a sealing gland, as shown and described.

DESCRIPTION

FIG. 1 is a top, front perspective view of a sealing gland showing our new design;
 FIG. 2 is a bottom, front perspective view thereof;
 FIG. 3 is a top plan view thereof;
 FIG. 4 is a bottom plan view thereof; and,
 FIG. 5 is a front elevation sectional view thereof.
 The broken lines in the drawings form no part of the claimed design. Broken lines formed by equal length dashes show unclaimed subject matter. Cross-hatching in sectional views indicates a sectioned portion unlimited by material; the cross-hatching itself is not part of the claimed design.

1 Claim, 4 Drawing Sheets



(56)

References Cited

U.S. PATENT DOCUMENTS

4,519,793 A 5/1985 Galindo
 4,570,943 A 2/1986 Houseman et al.
 4,625,469 A 12/1986 Gentry et al.
 4,664,390 A 5/1987 Houseman
 D292,233 S 10/1987 Schalle
 D292,234 S 10/1987 Schalle
 D294,177 S 2/1988 Sherlock
 4,903,997 A 2/1990 Kifer
 D312,506 S 11/1990 Schalle
 5,010,700 A 4/1991 Blair
 5,018,748 A 5/1991 Schalle
 5,036,636 A 8/1991 Hasty
 D321,565 S 11/1991 Schalle
 5,176,408 A 1/1993 Pedersen
 5,222,334 A 6/1993 Hasty
 5,226,263 A 7/1993 Merrin et al.
 5,248,154 A 9/1993 Westhoff et al.
 5,347,776 A 9/1994 Skoff
 5,414,964 A 5/1995 Bodycomb
 D364,933 S 12/1995 Schalle
 D370,274 S 5/1996 Menzies
 5,588,267 A 12/1996 Rodriguez et al.
 D380,039 S 6/1997 Sutherland et al.
 5,703,154 A 12/1997 Davis et al.
 5,711,536 A 1/1998 Meyers
 D423,087 S 4/2000 Houseman
 6,123,339 A 9/2000 Otsuji et al.
 D436,157 S 1/2001 Houseman
 6,185,885 B1 2/2001 Thaler
 D447,222 S 8/2001 Mathers
 6,409,178 B1 6/2002 Raden et al.
 6,471,217 B1 10/2002 Hayfield et al.
 6,752,176 B1 6/2004 Price et al.
 6,830,269 B1 12/2004 Mayle
 6,866,271 B2 3/2005 MacDonald
 6,957,817 B2 10/2005 Goll
 7,021,878 B1 4/2006 Albertson et al.
 D525,685 S 7/2006 Walton
 7,114,301 B2 10/2006 Bibaud et al.
 7,140,618 B2 11/2006 Valls, Jr.
 D581,777 S 12/2008 Huang
 D585,968 S 2/2009 Elkins et al.
 D593,641 S 6/2009 Plank et al.
 7,814,709 B1 10/2010 Resech
 8,141,303 B2 3/2012 McDow et al.

8,209,923 B1 7/2012 Rich
 8,453,389 B2 6/2013 Selke et al.
 8,608,206 B2 12/2013 Fedale et al.
 8,614,400 B2 12/2013 Aldrich et al.
 D699,328 S 2/2014 Haynes
 8,656,667 B2 2/2014 Beall
 D722,621 S 2/2015 Gray et al.
 9,206,928 B2 12/2015 Haynes et al.
 9,255,412 B2 2/2016 Haynes
 D785,768 S 5/2017 Haynes et al.
 D796,013 S 8/2017 Haynes
 D796,014 S 8/2017 Haynes
 D796,074 S 8/2017 Bond
 D796,663 S 9/2017 Mitchell
 D801,487 S 10/2017 Haynes et al.
 2004/0255523 A1 12/2004 Bibaud et al.
 2004/0262854 A1 12/2004 Matczak et al.
 2005/0055889 A1 3/2005 Thaler
 2006/0145428 A1 7/2006 Dudman
 2006/0179725 A1 8/2006 Chu
 2006/0186607 A1 8/2006 Shih et al.
 2007/0101664 A1 5/2007 Hoy et al.
 2007/0143956 A1 6/2007 Kumakura et al.
 2008/0092844 A1 4/2008 Tsukamoto
 2009/0302545 A1 12/2009 Haynes
 2010/0059941 A1 3/2010 Beele
 2010/0126530 A1 5/2010 Welch et al.
 2011/0140371 A1 6/2011 Strydom
 2011/0156354 A1 6/2011 Egritepe et al.
 2011/0266755 A1 11/2011 Anderson et al.
 2012/0126529 A1 5/2012 Beall
 2012/0297573 A1 11/2012 Iwahara et al.
 2013/0020796 A1 1/2013 Humber
 2013/0193652 A1 8/2013 Whitley
 2013/0328300 A1 12/2013 Bond
 2014/0084549 A1 3/2014 Haynes et al.
 2017/0059061 A1 3/2017 Haynes et al.

FOREIGN PATENT DOCUMENTS

AU 199911298 2/2002
 CA 2104172 3/1994
 DE 29613258 9/1996
 DE 20015281 1/2001
 DE 10358668 3/2005
 FR 2862736 5/2005
 WO WO-88/09855 12/1988
 WO WO-98/09855 3/1998
 WO WO-2006/128790 A1 12/2006




FIGURE 1

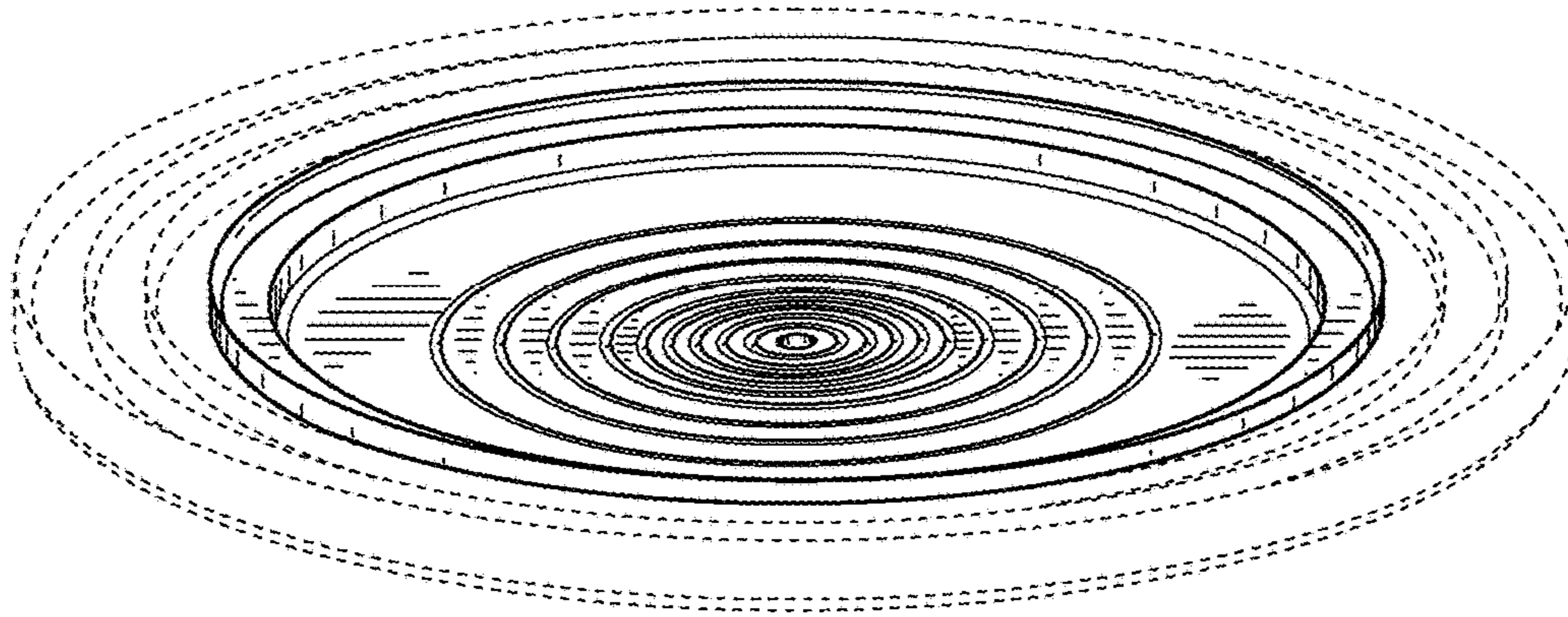


FIGURE 2

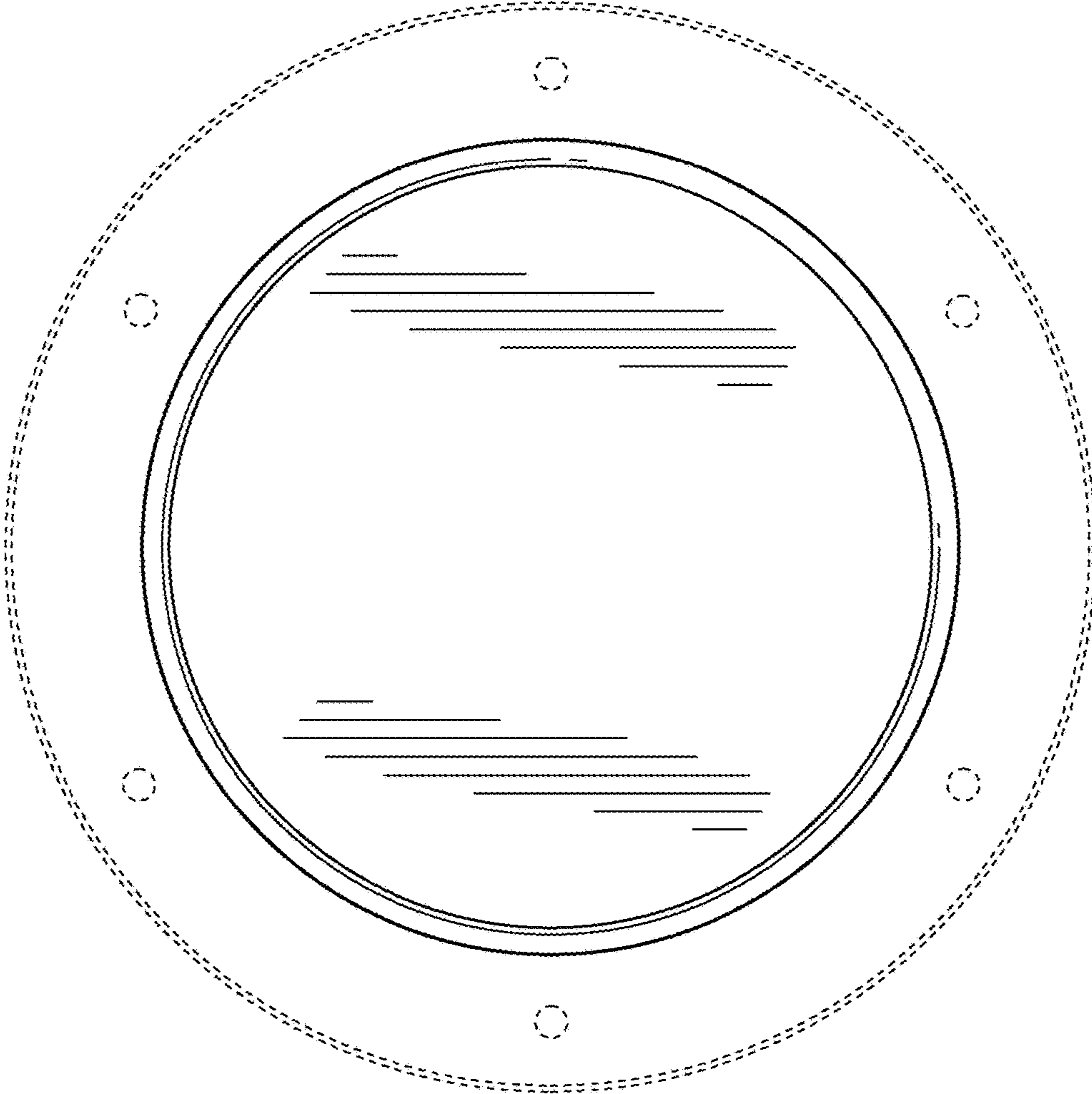


FIGURE 3

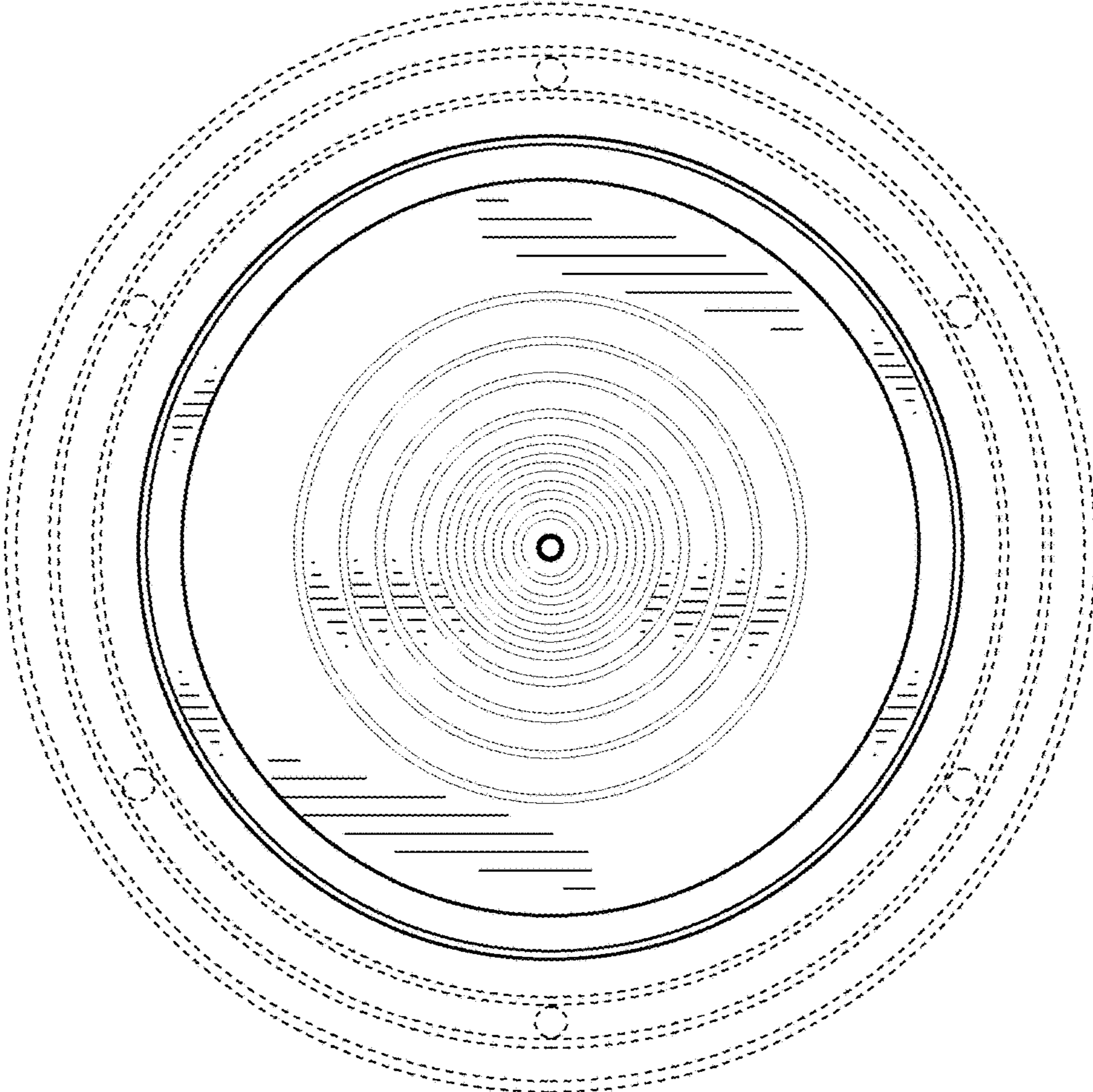


FIGURE 4

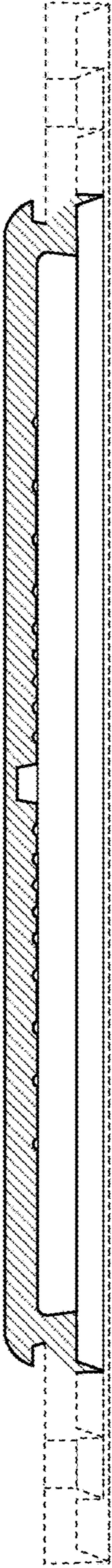


FIGURE 5