



US00D821551S

(12) **United States Design Patent**  
**Kittilstad et al.**

(10) **Patent No.:** **US D821,551 S**  
(45) **Date of Patent:** **\*\* Jun. 26, 2018**

(54) **GUTTER APRON WITH ALTERNATING  
DIAGONAL FASTENER SLOTS**

D383,966 S \* 9/1997 Zaccagni ..... D8/354  
5,927,023 A \* 7/1999 Kittilstad ..... E04D 13/155  
52/60  
D637,897 S \* 5/2011 Tedesco ..... D8/380

(71) Applicants: **Scott A. Kittilstad**, Waukesha, WI  
(US); **Brad D. Van Dam**, Menomonee  
Falls, WI (US)

(Continued)

(72) Inventors: **Scott A. Kittilstad**, Waukesha, WI  
(US); **Brad D. Van Dam**, Menomonee  
Falls, WI (US)

**OTHER PUBLICATIONS**

Rail fascia installation instructions including a corner fascia with  
diagonal slots on p. 1, captions 3 & 4, the drawing is dated Nov. 23,  
2010.

(73) Assignee: **METAL-ERA, INC.**, Waukesha, WI  
(US)

*Primary Examiner* — Eric L Goodman

*Assistant Examiner* — Amy C Wierenga

(\*\*) Term: **15 Years**

(74) *Attorney, Agent, or Firm* — Donald J. Ersler

(21) Appl. No.: **29/586,144**

(57) **CLAIM**

(22) Filed: **Dec. 1, 2016**

The ornamental design for a gutter apron with alternating  
diagonal fastener slots, as shown and described.

**Related U.S. Application Data**

**DESCRIPTION**

(63) Continuation-in-part of application No. 15/213,691,  
filed on Jul. 19, 2016.

(51) **LOC (11) Cl.** ..... **23-01**

(52) **U.S. Cl.**  
USPC ..... **D23/267**

(58) **Field of Classification Search**  
USPC ..... D23/259–269; 52/11–12, 13, 14, 15, 24,  
52/25, 302.3, 302.7; 248/48.1–48.2;  
D25/136, 138, 141–142, 164; D8/349,  
D8/380–381

CPC . E04D 13/0767; E04D 13/072; E04D 13/076;  
E04D 13/064; E04D 13/08

See application file for complete search history.

FIG. 1 is a top perspective view of a gutter apron with  
alternating diagonal fastener slots incorporating our new  
design;

FIG. 2 is a bottom perspective view thereof;

FIG. 3 is top plan view thereof;

FIG. 4 is a bottom plan view thereof.

FIG. 5 is a left side view thereof;

FIG. 6 is a front elevation view thereof; and,

FIG. 7 is a rear elevation view thereof.

The broken lines shown in the drawings illustrate portions of  
the gutter apron with alternating diagonal fastener slots that  
form no part of the claimed invention.

The dash dot broken lines depict boundaries of the claim that  
form no part of the claim.

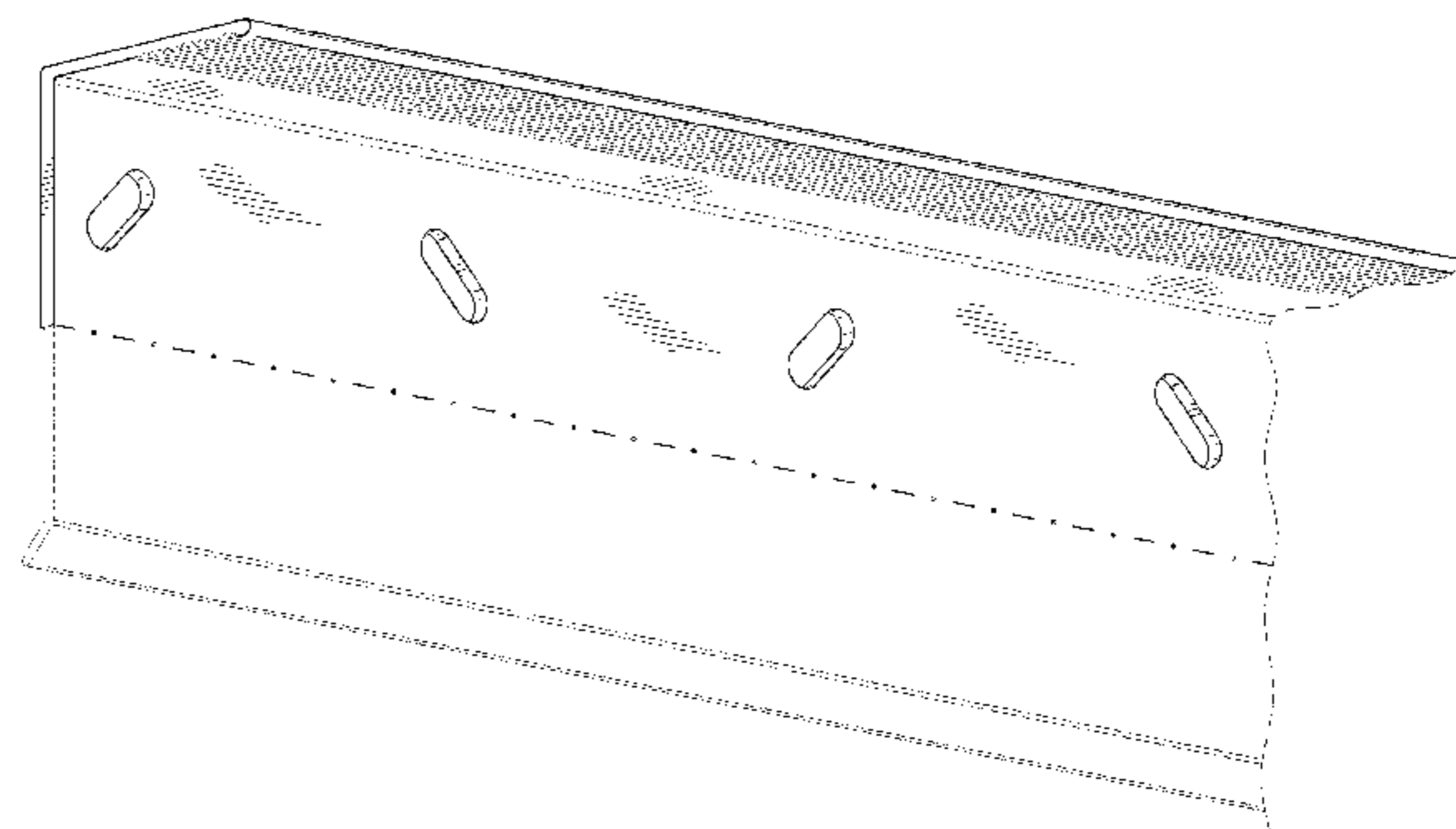
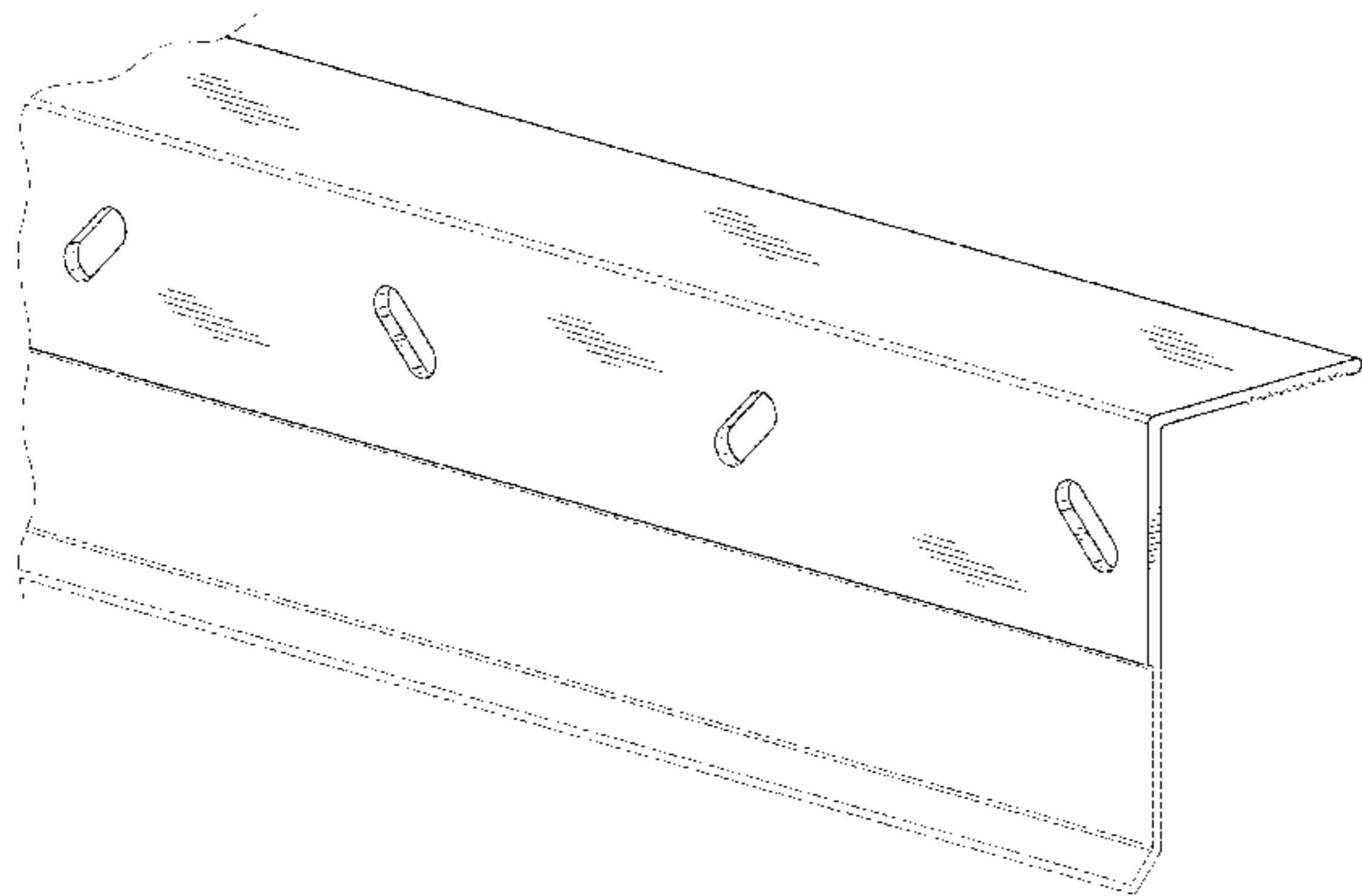
The end of the gutter apron with alternating diagonal fas-  
tener slots is shown with a symbolic break in its length. The  
appearance of any portion of the article beyond the break  
forms no part of the claim.

(56) **References Cited**

**U.S. PATENT DOCUMENTS**

3,737,127 A \* 6/1973 Maloney, Jr. .... E04D 13/0725  
235/58 P  
D274,600 S \* 7/1984 Pepper ..... D8/373  
4,665,667 A \* 5/1987 Taylor ..... E04D 13/155  
52/96

**1 Claim, 6 Drawing Sheets**



(56)

**References Cited**

U.S. PATENT DOCUMENTS

D637,898 S \* 5/2011 Tedesco ..... D8/380  
D656,603 S \* 3/2012 Egan ..... D23/393  
8,347,567 B2\* 1/2013 Nolan ..... E06B 1/62  
49/504  
D682,069 S \* 5/2013 Lehane ..... D8/349  
D684,706 S \* 6/2013 Nolan ..... E06B 1/62  
D25/119  
D750,809 S \* 3/2016 Shaw ..... D25/136  
D754,886 S \* 4/2016 Koenig, Jr. .... D25/136  
2014/0099877 A1 4/2014 Gassman et al.  
2015/0040500 A1\* 2/2015 Francisco ..... E03F 5/04  
52/302.3  
2015/0247349 A1 9/2015 Terno

\* cited by examiner

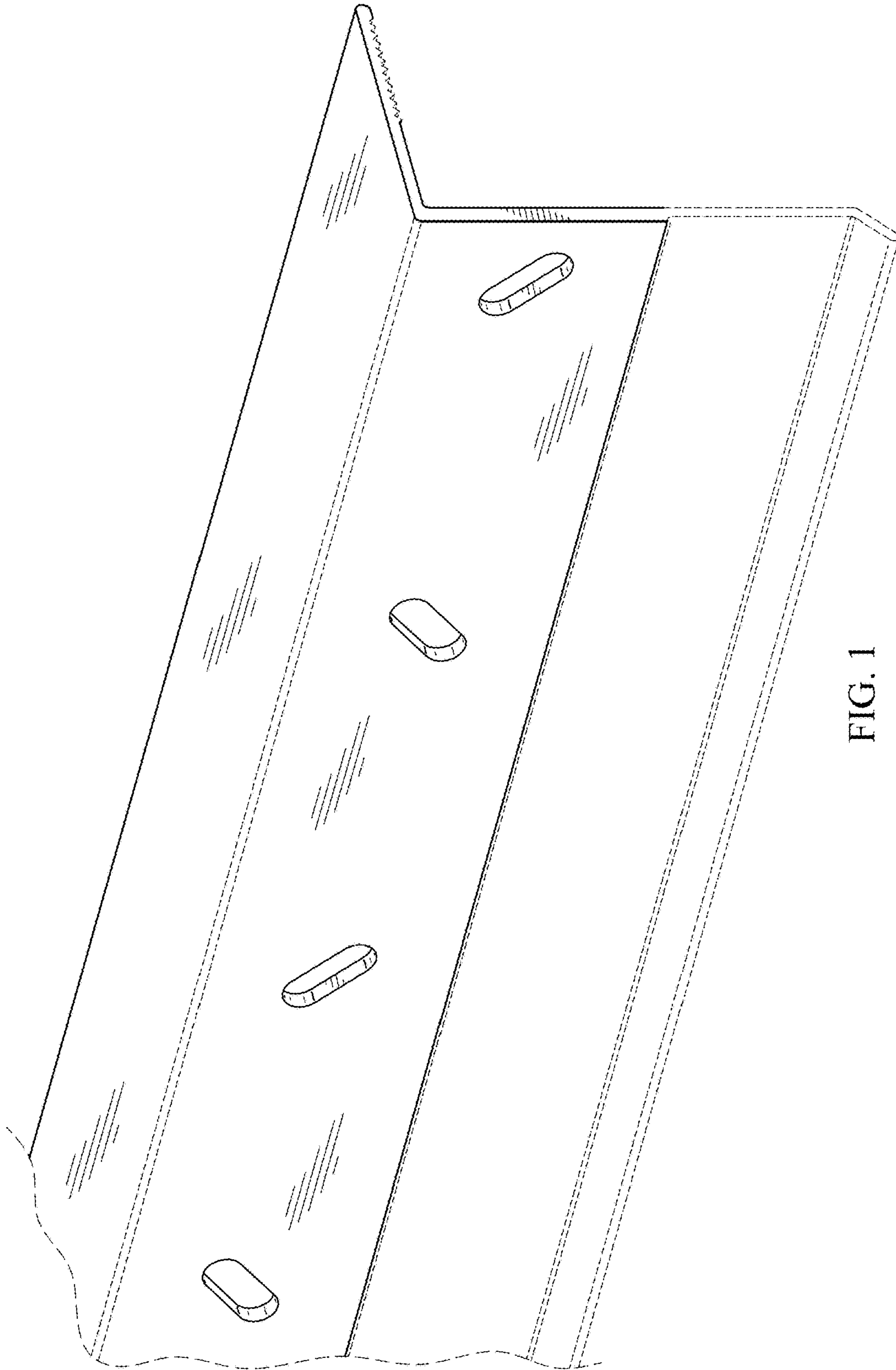


FIG. 1

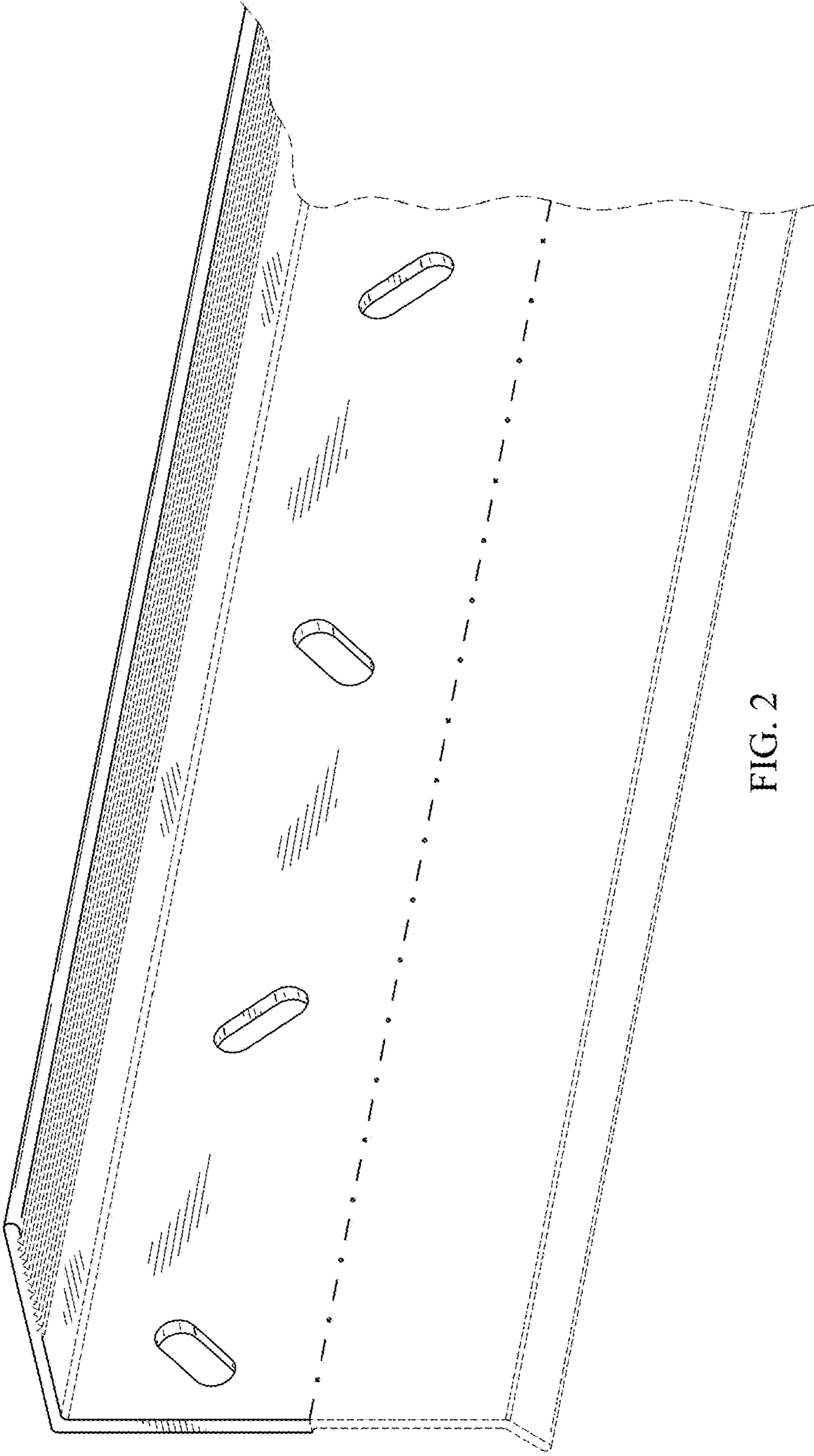


FIG. 2

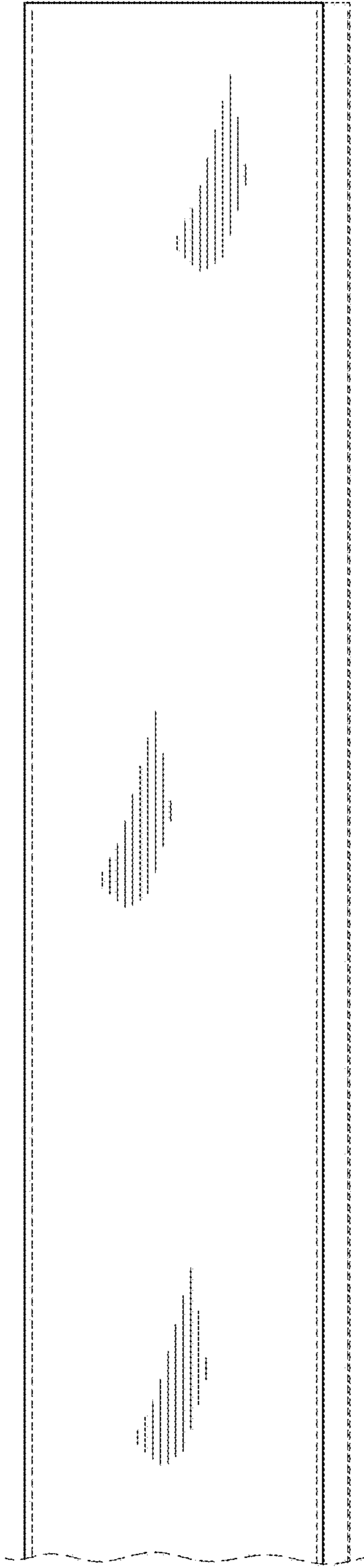


FIG. 3

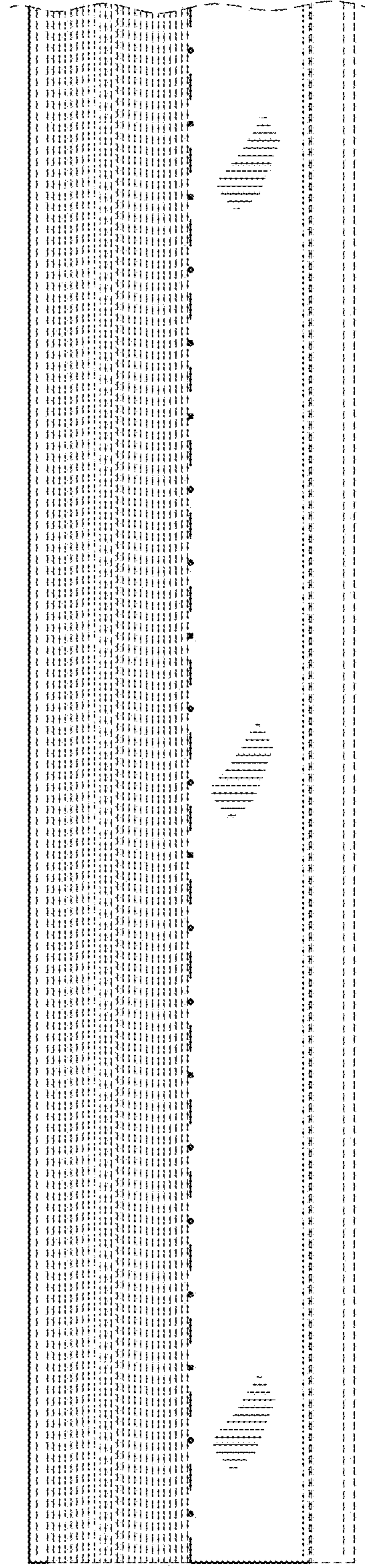


FIG. 4

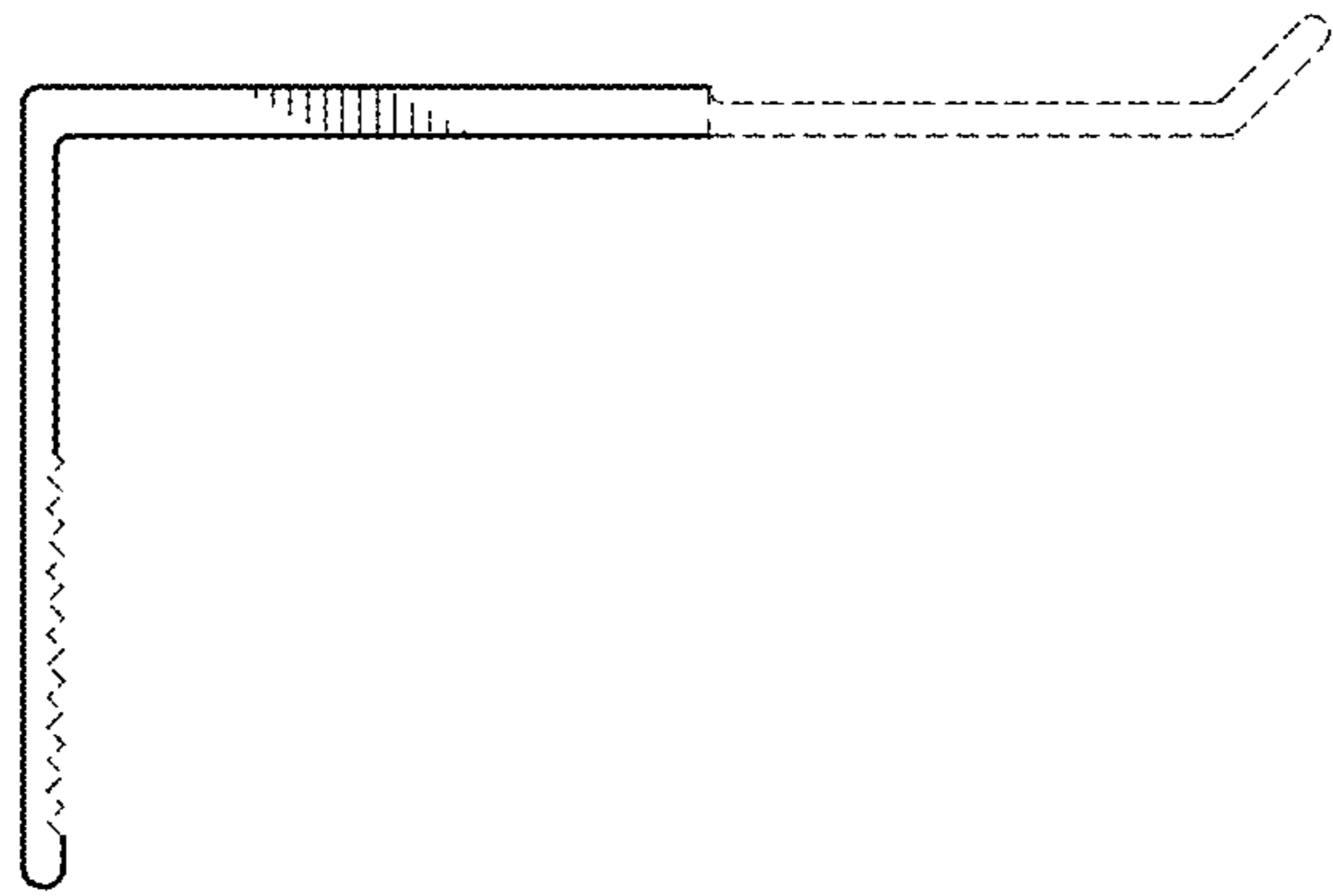


FIG. 5

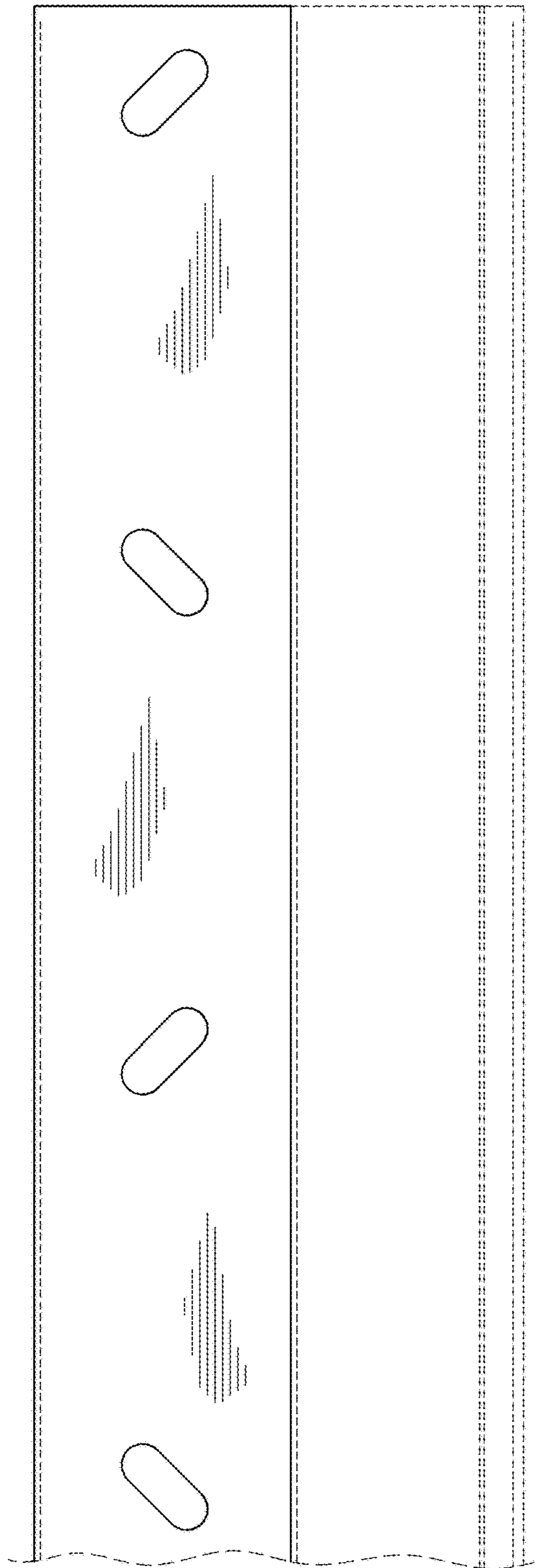


FIG. 6

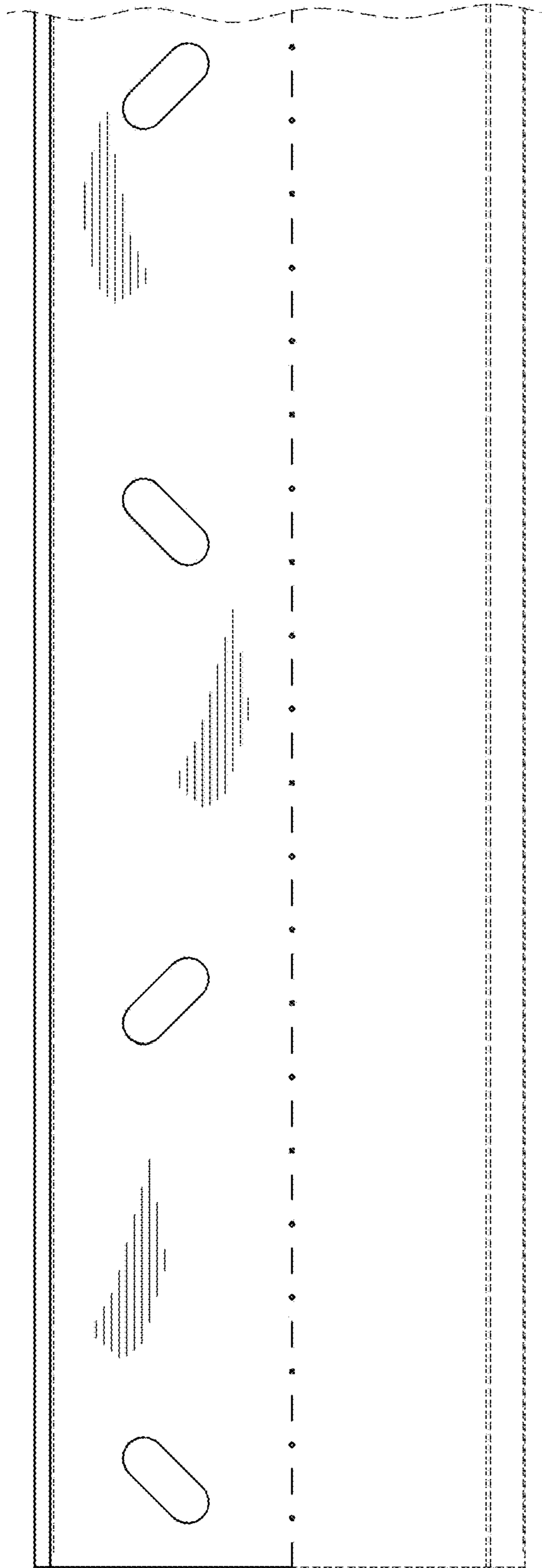


FIG. 7