



US00D821526S

(12) **United States Design Patent** (10) **Patent No.:** **US D821,526 S**
Jackson et al. (45) **Date of Patent:** **** Jun. 26, 2018**

(54) **CLIMBABLE PLAY SCULPTURE**

(71) Applicant: **PLAYWORLD SYSTEMS, INC.**,
Lewisburg, PA (US)

(72) Inventors: **Jill Elaine Jackson**, Lewisburg, PA
(US); **Michael Philip Laris**, Lewisburg,
PA (US); **Eric Tritsch**, Millheim, PA
(US); **Gregory Douglas Scott**,
Lewisburg, PA (US); **Craig Phillip
Mellott**, Beavertown, PA (US);
Gabriela Diego-Gomez, Lewisburg, PA
(US); **Aida Abolahrar**, Lewisburg, PA
(US)

5,330,400 A * 7/1994 Huberman A63B 9/00
482/121

D363,524 S * 10/1995 Ziegler, Jr. D21/823

D366,512 S * 1/1996 Ziegler, Jr. D21/823

D407,133 S * 3/1999 Briggs D21/826

D423,625 S * 4/2000 Sutton D21/826

D472,954 S * 4/2003 Kohler D21/826

D498,282 S * 11/2004 Gertschen D21/826

D515,166 S * 2/2006 Montfort A63B 9/00
D21/826

D531,692 S * 11/2006 Kvistad D21/827

D538,878 S * 3/2007 Kearl D21/827

(Continued)

Primary Examiner — Mitchell I. Siegel
 (74) *Attorney, Agent, or Firm* — Sandberg Phoenix von
 Gontard P.C.

(73) Assignee: **PLAYWORLD SYSTEMS, INC.**,
Lewisburg, PA (US)

(57) **CLAIM**

The ornamental design for a climbable play sculpture, as
 shown and described.

(**) Term: **15 Years**

(21) Appl. No.: **29/570,928**

DESCRIPTION

(22) Filed: **Jul. 13, 2016**

(51) **LOC (11) Cl.** **21-03**

(52) **U.S. Cl.**
USPC **D21/826**

(58) **Field of Classification Search**
USPC D21/811, 814, 826–827, 686
CPC A63B 9/00; A63B 2009/006; A63B 17/00;
A63G 31/00
See application file for complete search history.

FIG. 1 is a top-front-left side perspective view of a climbable play sculpture, showing the design;
 FIG. 2 is a bottom-front-right side perspective view of the climbable play sculpture of FIG. 1;
 FIG. 3 is a front view of the climbable play sculpture of FIG. 1;
 FIG. 4 is a 30° left-rotated view of the climbable play sculpture of FIG. 1;
 FIG. 5 is a 60° left-rotated view of the climbable play sculpture of FIG. 1;
 FIG. 6 is a 90° left-rotated view of the climbable play sculpture of FIG. 1;
 FIG. 7 is a top view of the climbable play sculpture of FIG. 1; and,
 FIG. 8 is a bottom view of the climbable play sculpture of FIG. 1.
 The broken lines in the drawings illustrate features that form no part of the claim.

(56) **References Cited**

U.S. PATENT DOCUMENTS

D219,825 S * 2/1971 Wormser D21/826

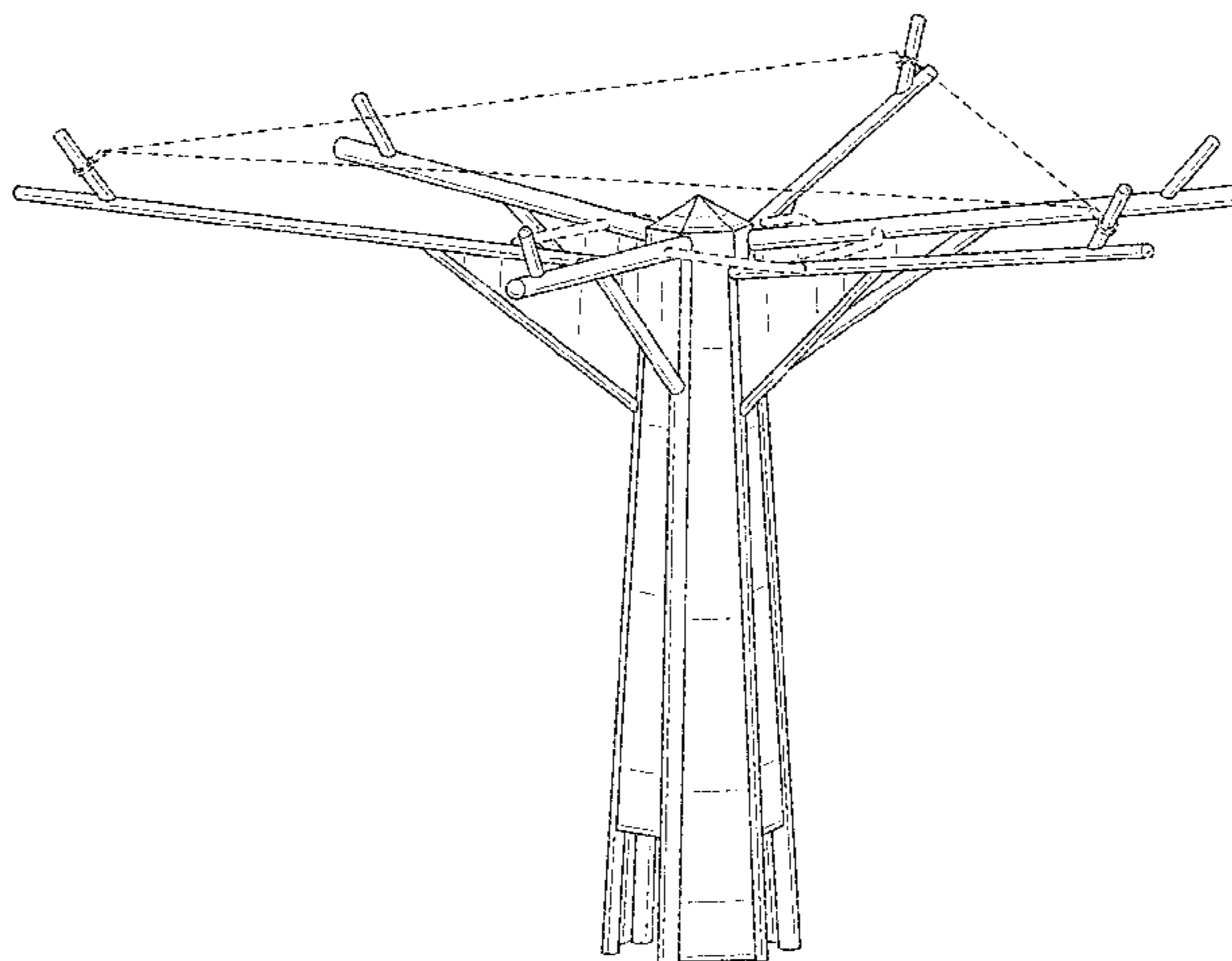
D225,344 S * 12/1972 Henning et al. D21/826

D246,477 S * 11/1977 Callecod D21/826

4,259,821 A * 4/1981 Bush B64G 9/00
244/159.4

4,340,217 A * 7/1982 Gillis A63B 9/00
482/35

1 Claim, 8 Drawing Sheets



(56)

References Cited

U.S. PATENT DOCUMENTS

D554,227	S	*	10/2007	Yates	D21/826
D560,740	S	*	1/2008	Phelps	D21/826
D615,607	S	*	5/2010	Hwang	D21/826
D620,066	S	*	7/2010	Kohler	D21/826
D628,668	S	*	12/2010	Kilgriff	D21/826
D632,355	S	*	2/2011	Kohler	D21/826
D664,622	S	*	7/2012	Orsulak	D21/686
D664,624	S	*	7/2012	Orsulak	D21/826
D729,334	S	*	5/2015	Scott	D21/826
D731,611	S	*	6/2015	Klein	D21/826
D743,499	S	*	11/2015	Eroglu	D21/826

* cited by examiner




FIG. 1

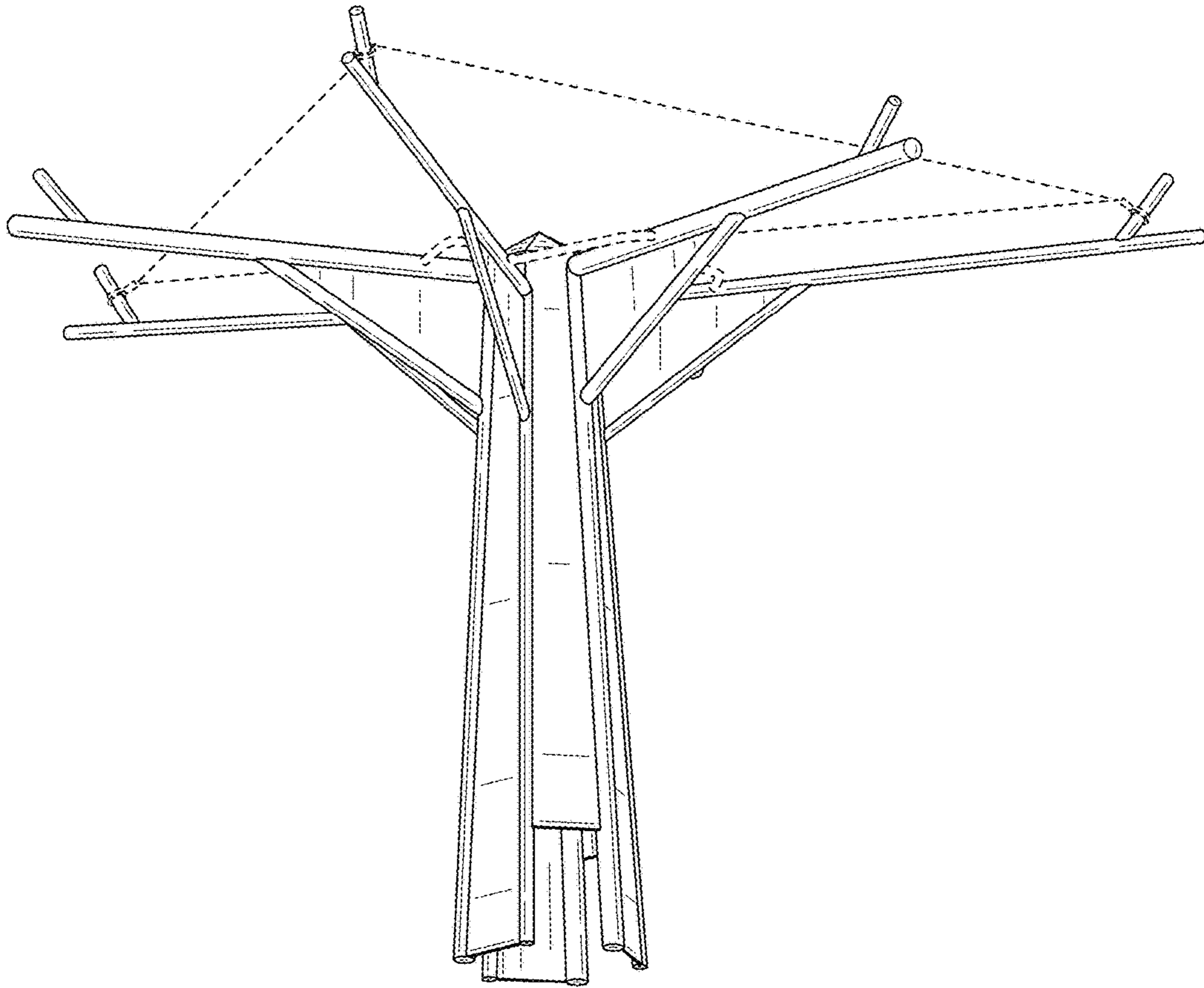


FIG. 2

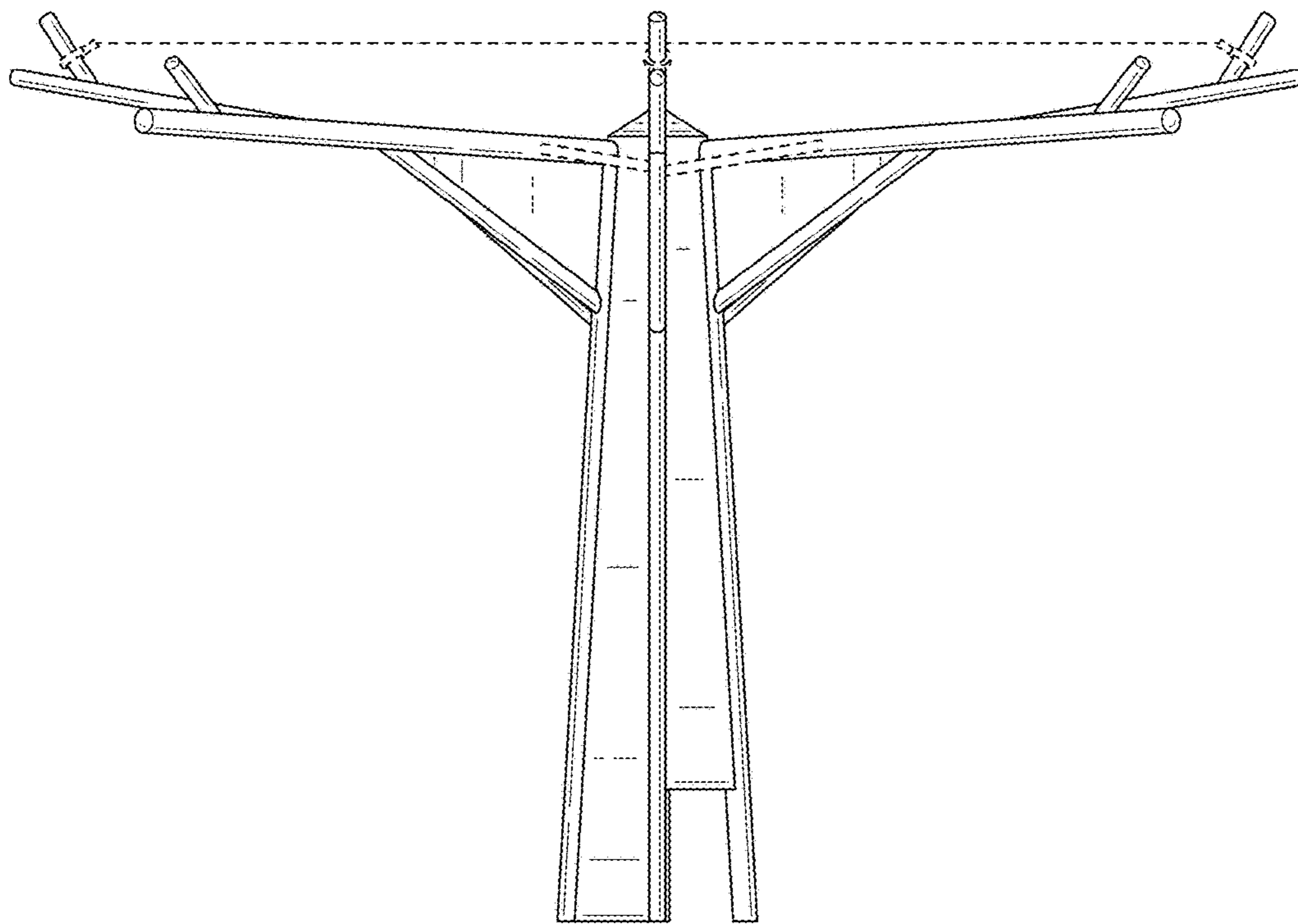


FIG. 3

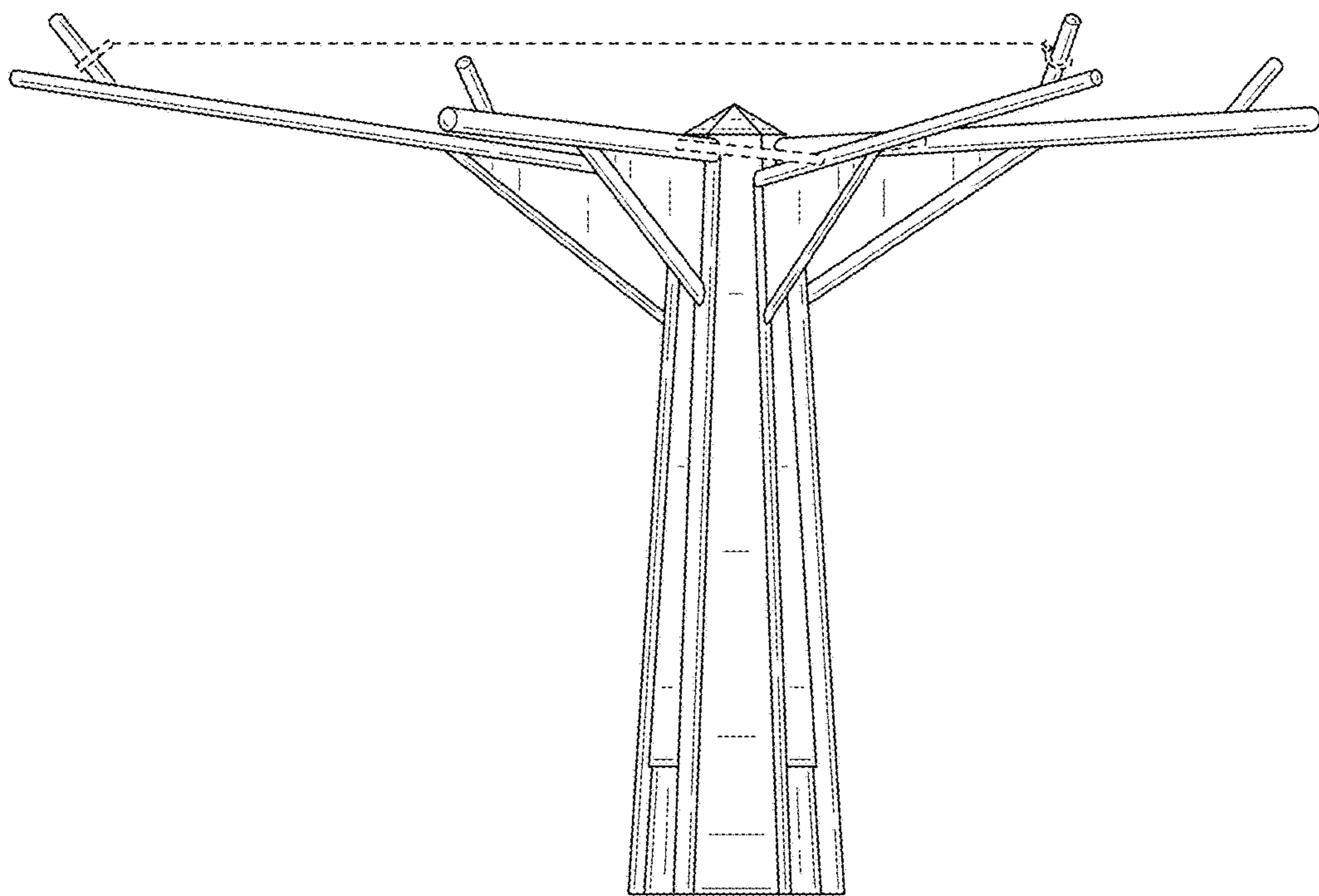


FIG. 4

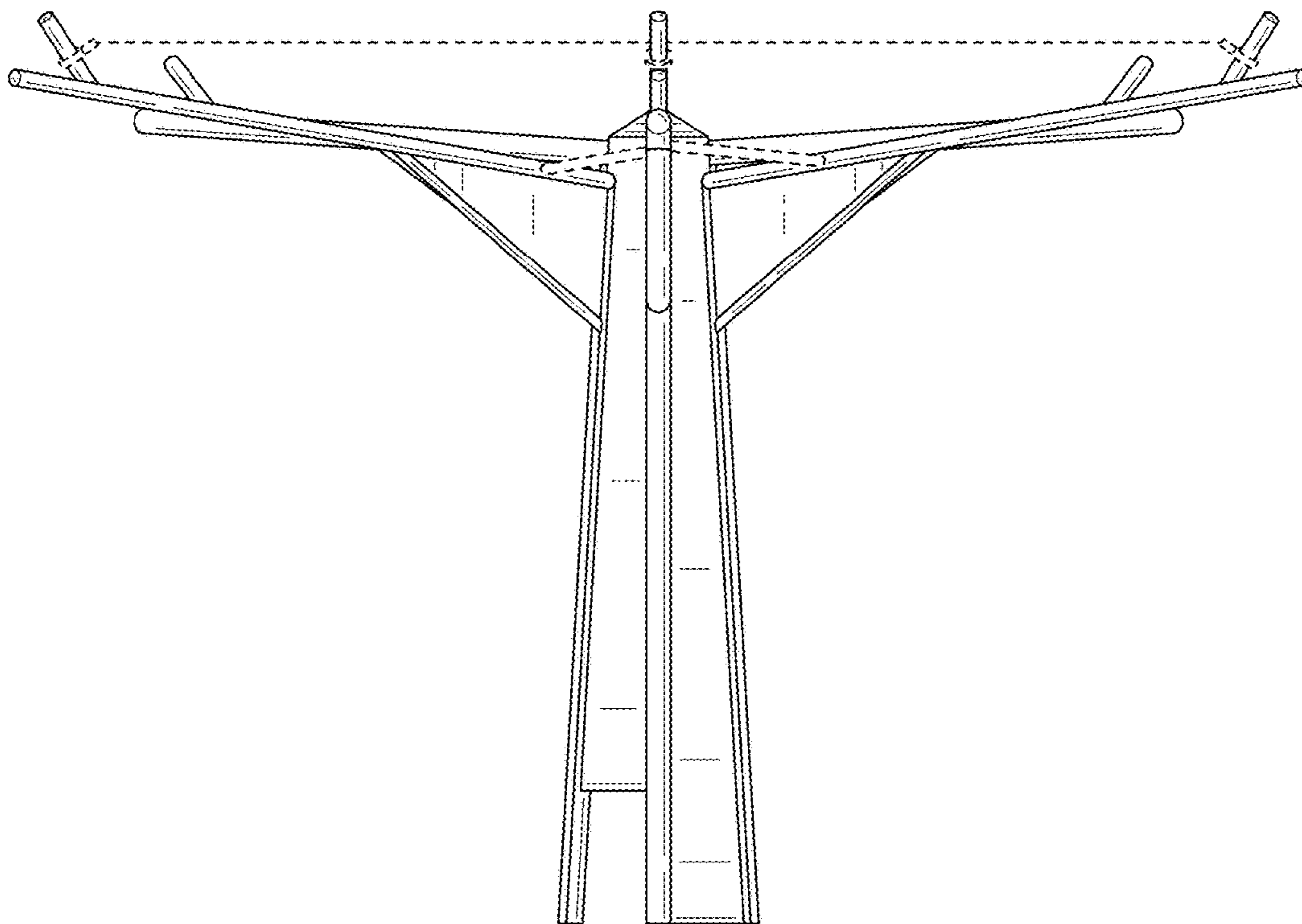


FIG. 5

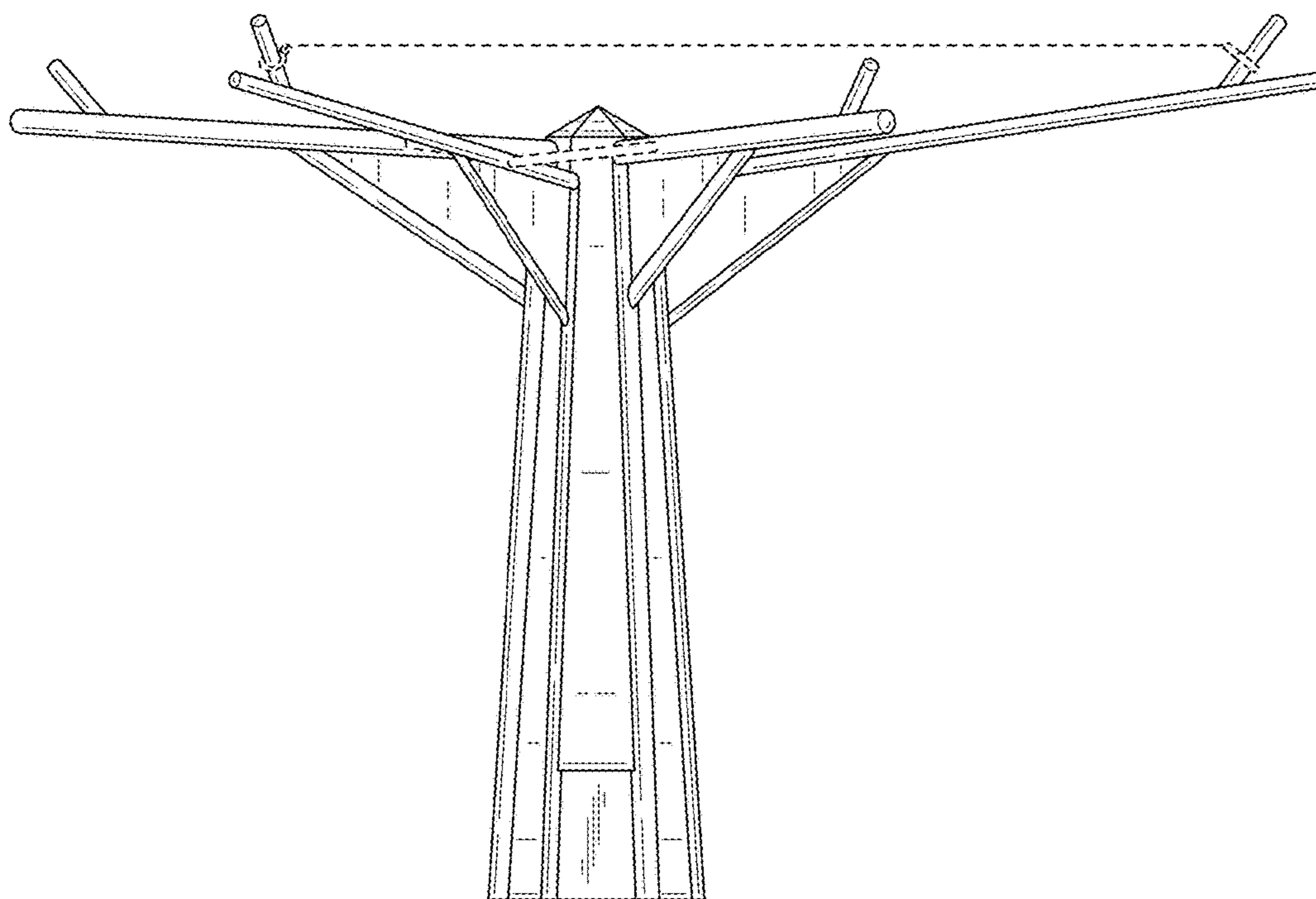


FIG. 6

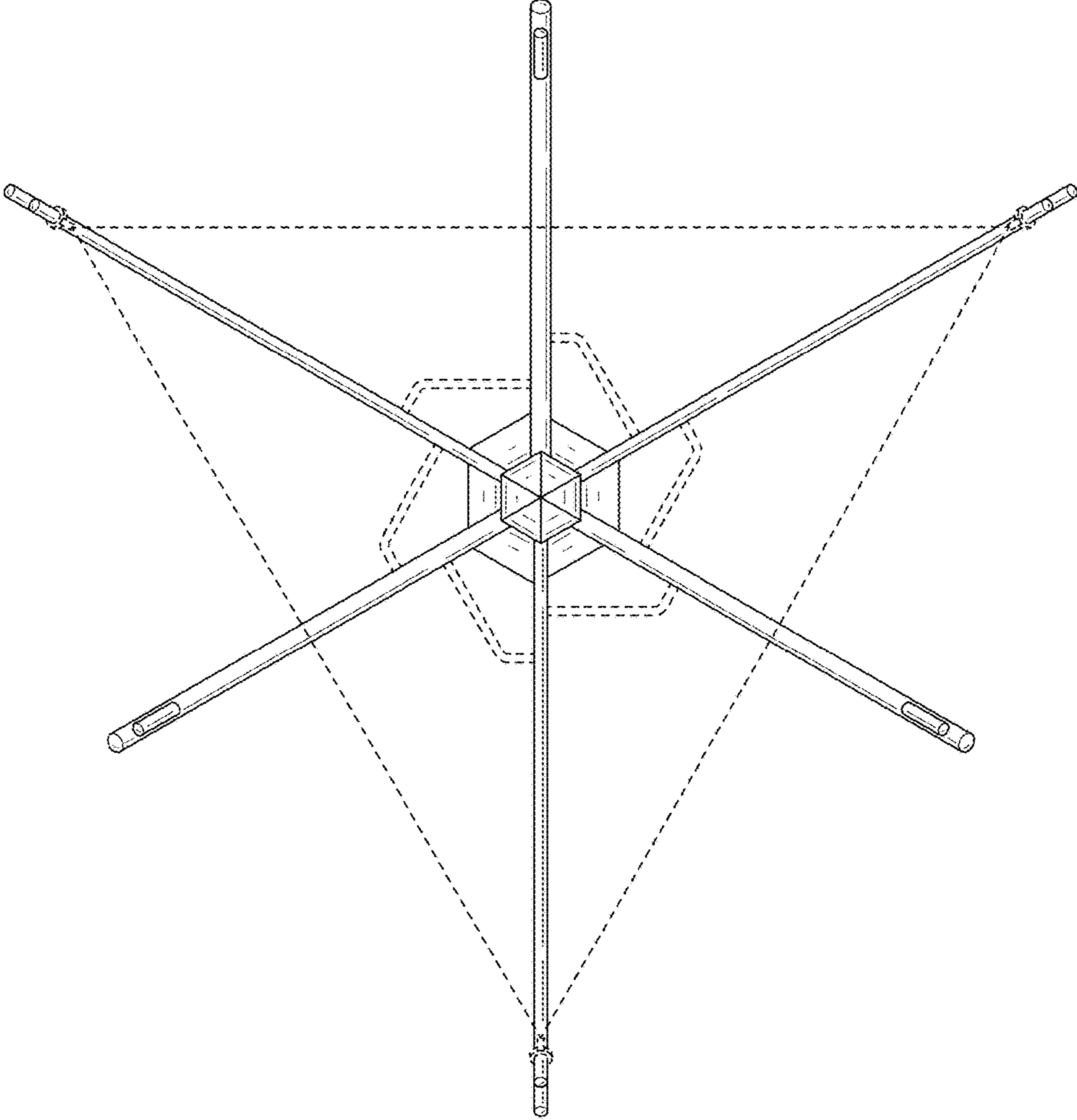


FIG. 7

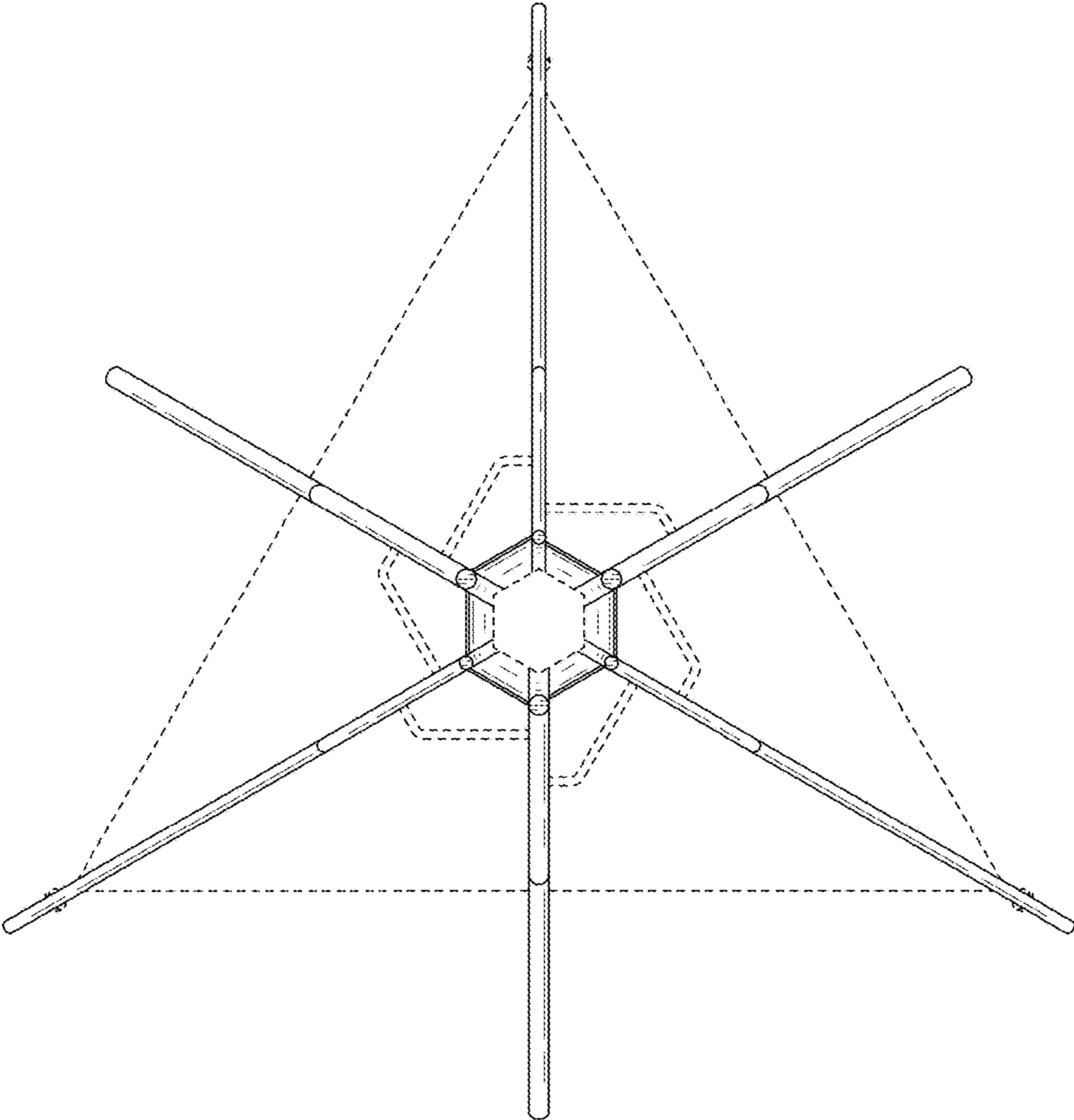


FIG. 8