



US00D821522S

(12) **United States Design Patent** (10) **Patent No.:** **US D821,522 S**
Robinson (45) **Date of Patent:** **** Jun. 26, 2018**

(54) **FLOTATION DEVICE**

FOREIGN PATENT DOCUMENTS

(71) Applicant: **The MCR Group, LLC**, Knoxville, TN (US)

WO 9209334 6/1992

(72) Inventor: **Phillip Robinson**, Knoxville, TN (US)

OTHER PUBLICATIONS

(73) Assignee: **THE MCR GROUP, INC.**, Knoxville, TN (US)

Website printout, Kapitool Reef Snorkel; <http://www.tomzap.com/kapitol.html>; 2013; 2 pages.

(**) Term: **15 Years**

(Continued)

(21) Appl. No.: **29/580,748**

Primary Examiner — Zenia Bennett
(74) *Attorney, Agent, or Firm* — Calfee, Halter & Griswold LLP

(22) Filed: **Oct. 12, 2016**

(57) **CLAIM**

I claim the ornamental design for a flotation device, as shown and described.

Related U.S. Application Data

DESCRIPTION

(63) Continuation-in-part of application No. 29/517,889, filed on Feb. 18, 2015, now Pat. No. Des. 775,294.

(51) **LOC (11) Cl.** **21-02**

(52) **U.S. Cl.**
USPC **D21/803**

(58) **Field of Classification Search**
USPC D21/769–770, 801, 803, 809; D12/5, 6, D12/316; D6/392, 595, 596, 601, 604, D6/605
CPC B63B 35/58; B63B 35/73; B63B 35/76; B63B 35/79; B63B 35/83; B63B 35/02; B63B 35/56; B63B 35/60; A63G 31/00; A63H 23/10

See application file for complete search history.

FIG. 1 is a top perspective view of a flotation device of the new design;
FIG. 2 is a bottom perspective view thereof;
FIG. 3 is a top view thereof;
FIG. 4 is a bottom view thereof;
FIG. 5 is a left side view thereof;
FIG. 6 is a right side view thereof;
FIG. 7 is a rear view thereof;
FIG. 8 is a front view thereof;
FIG. 9 is a top perspective view of a flotation device of the new design;
FIG. 10 is a bottom perspective view thereof;
FIG. 11 is a top perspective view of a flotation of the new design; and,
FIG. 12 is a bottom perspective view thereof.

(56) **References Cited**

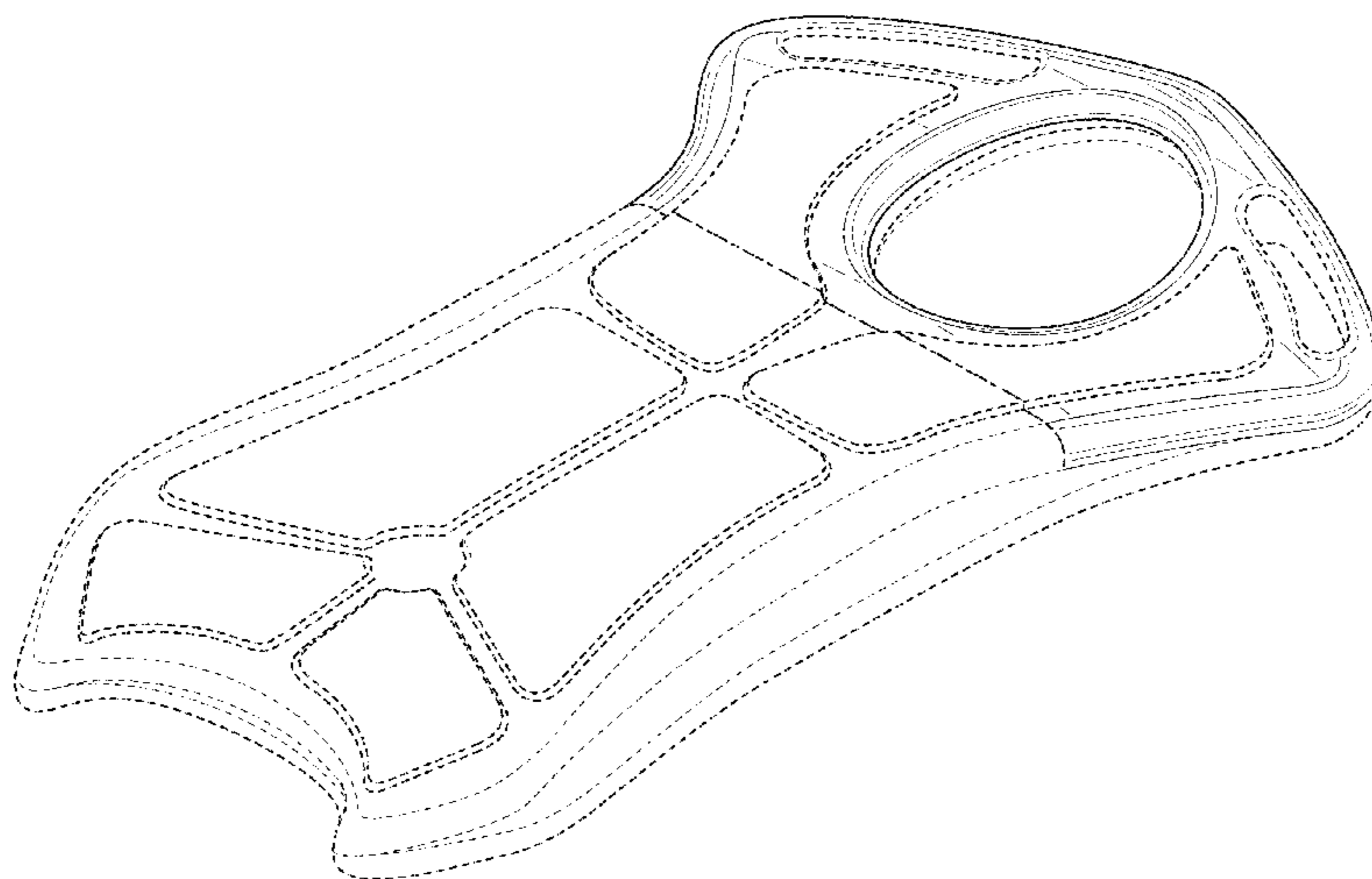
U.S. PATENT DOCUMENTS

2,975,439 A 3/1961 Bentley
D313,452 S 1/1991 Overton
D377,821 S 2/1997 Kuan
5,679,040 A 10/1997 Bianchi-Holm
D394,095 S 5/1998 Kuan
D414,235 S 9/1999 Peterson

The portions of the Figures shown in broken lines having a dash-dash pattern are for illustrative purposes only and form no part of the claimed design.

The portions of the Figures shown in broken lines having long and short dashes define the bounds of the claimed design and form no part thereof.

(Continued) **1 Claim, 10 Drawing Sheets**



(56)

References Cited

U.S. PATENT DOCUMENTS

6,000,978	A	12/1999	Donahue	
6,129,081	A	10/2000	Wu	
6,659,825	B2	12/2003	Foss	
8,011,364	B2	9/2011	Johnson	
8,096,298	B2	1/2012	Shieh	
D665,866	S	8/2012	Scott	
8,303,361	B2 *	11/2012	Green B63B 35/7906 441/129
D775,294	S *	12/2016	Robinson D21/803
9,782,015	B2 *	10/2017	Zanki A47C 20/025
2006/0116039	A1	6/2006	Pole, III	
2006/0252318	A1	11/2006	Krantz	
2008/0135045	A1	6/2008	Johnson	
2009/0078186	A1	3/2009	Rista	
2010/0229858	A1	9/2010	Wheelwright	
2012/0156951	A1	6/2012	Segev	
2013/0280974	A1	10/2013	Mulvihill	

OTHER PUBLICATIONS

Website printout, Blue Reef Snorkeling Vest; <http://leisurepro.com/p-blrsv/blue-reef-snorkeling-vest>; copyright 1992-2015; 8 pages.

Website printout. Sup Boards From Yolo Board—One of the Nation’s Leading Sup Board Provider; Supboards; <http://yoloboard.com/shop/sup-board.php?gclid=CPC0q5Sa7MQCFU1o7AodnScAzg>; copyright 2014; 3 pages.

Website printout, Sup Paddle Boards—Leisure Pro Diver Emporium; <http://www.leisurepro.com/Catalog.aspx?pp=gcsSearch&Term=sup+paddle+boards>; copyright 1992-2015; 8 pages.

Website printout, Scuba BCD, Scuba Diving BC, Scuba BC, Buoyancy Compensator; <http://www.scuba.com/scuba-gear/Buoyancy-Compensators.html>; copyright 2000-2015; 3 pages.

International Search Report and Written Opinion from International Application No. PCT/US2015/016286, dated May 20, 2015.

* cited by examiner

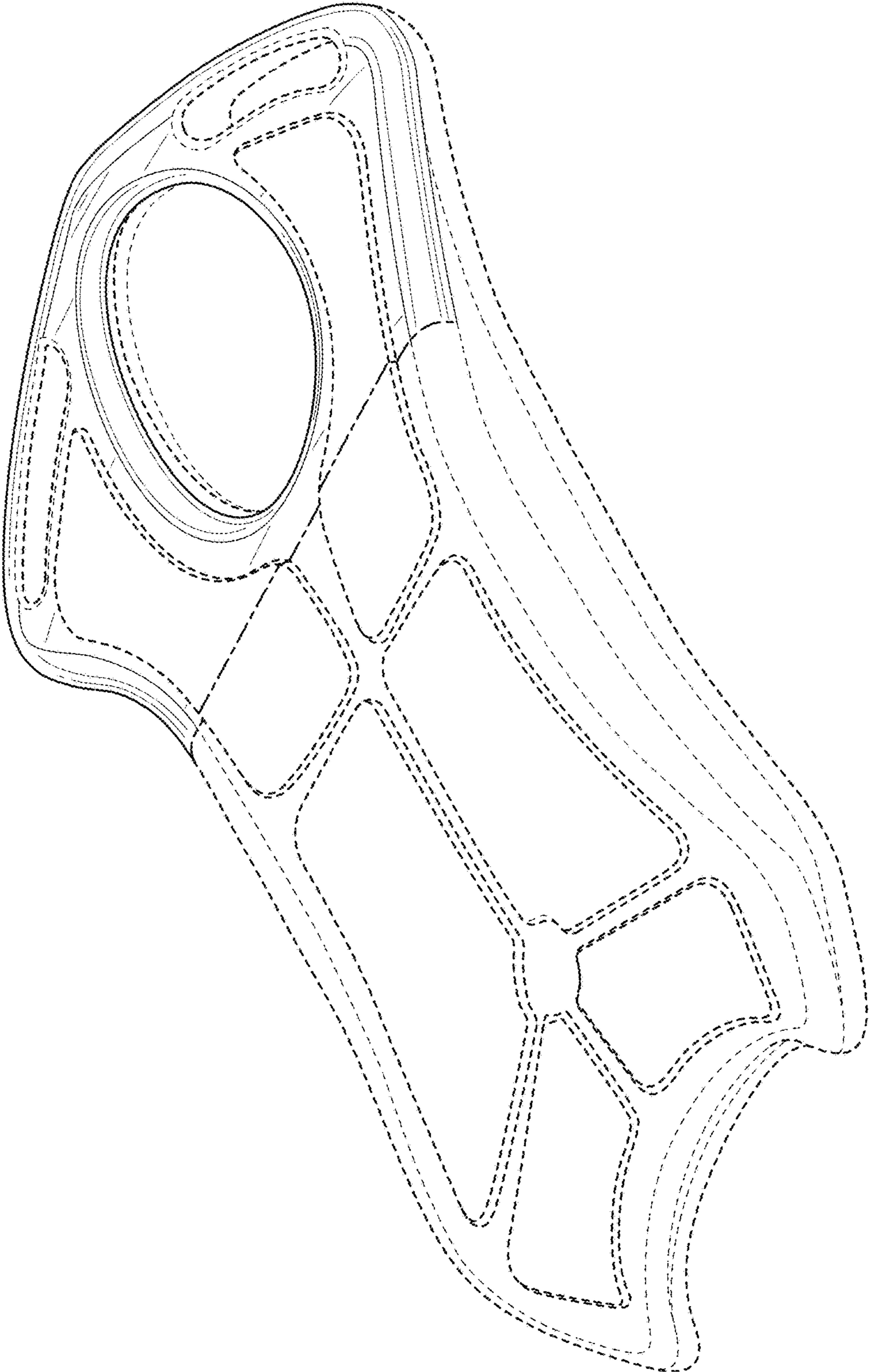


FIG. 1

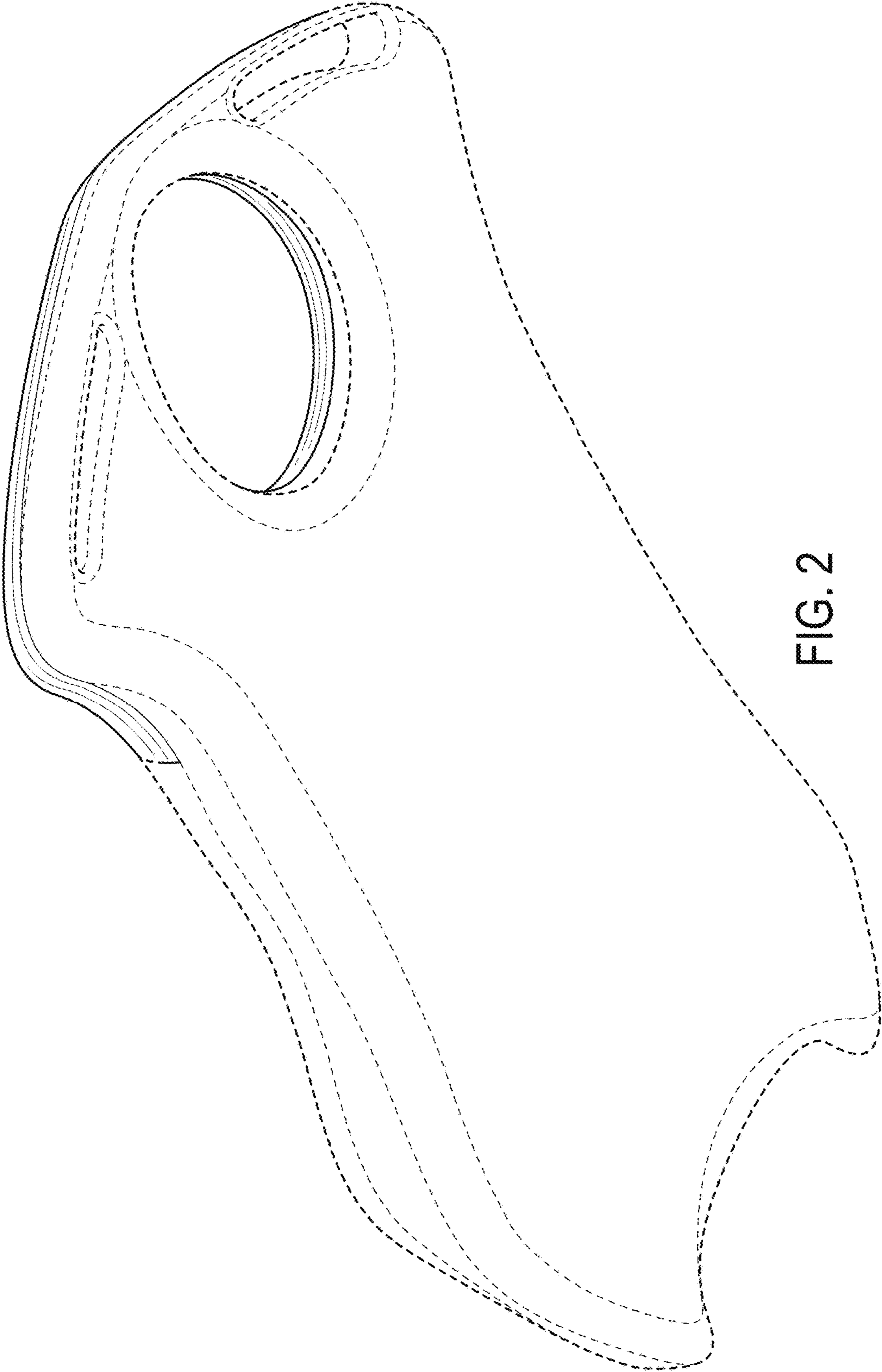


FIG. 2

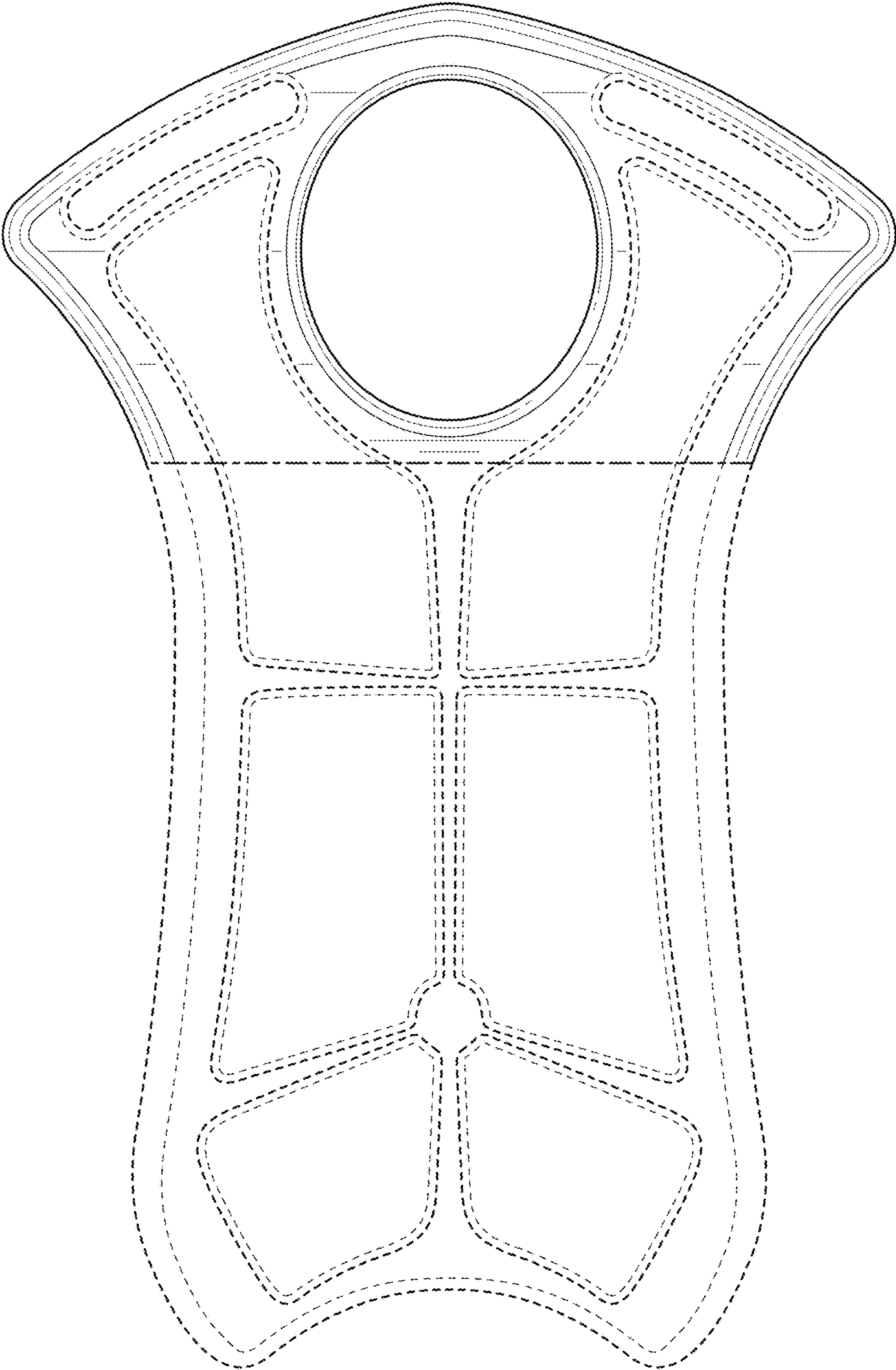


FIG. 3




FIG. 4




FIG. 5




FIG. 6

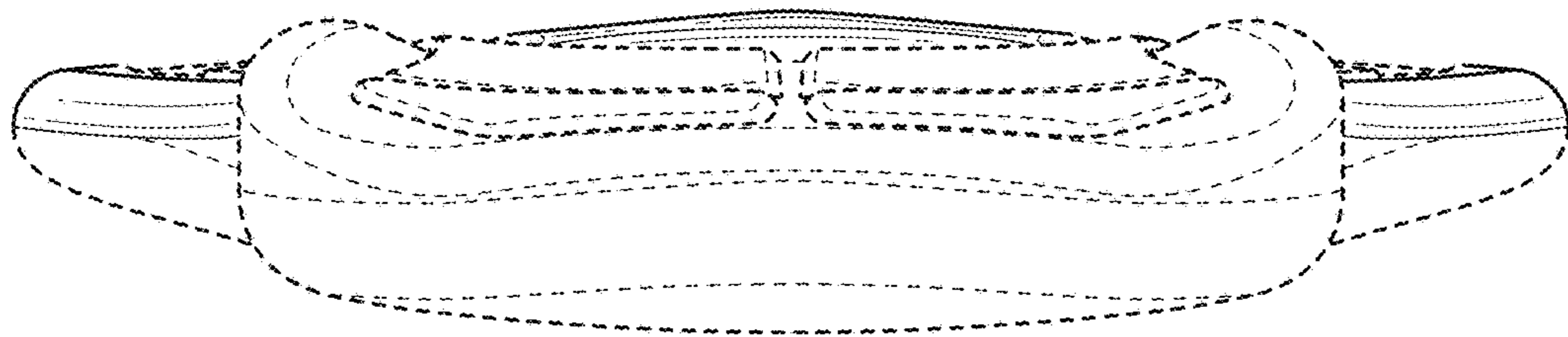


FIG. 7

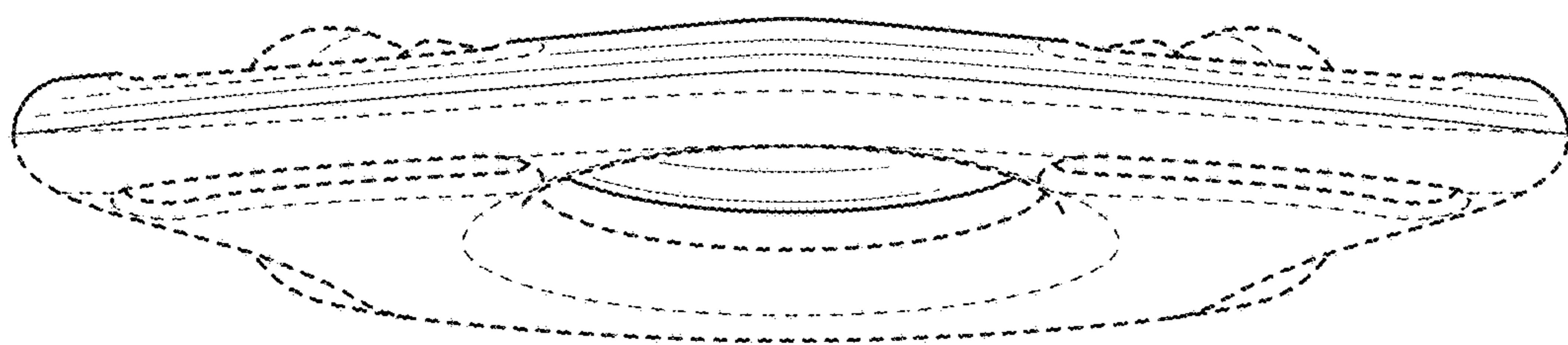


FIG. 8

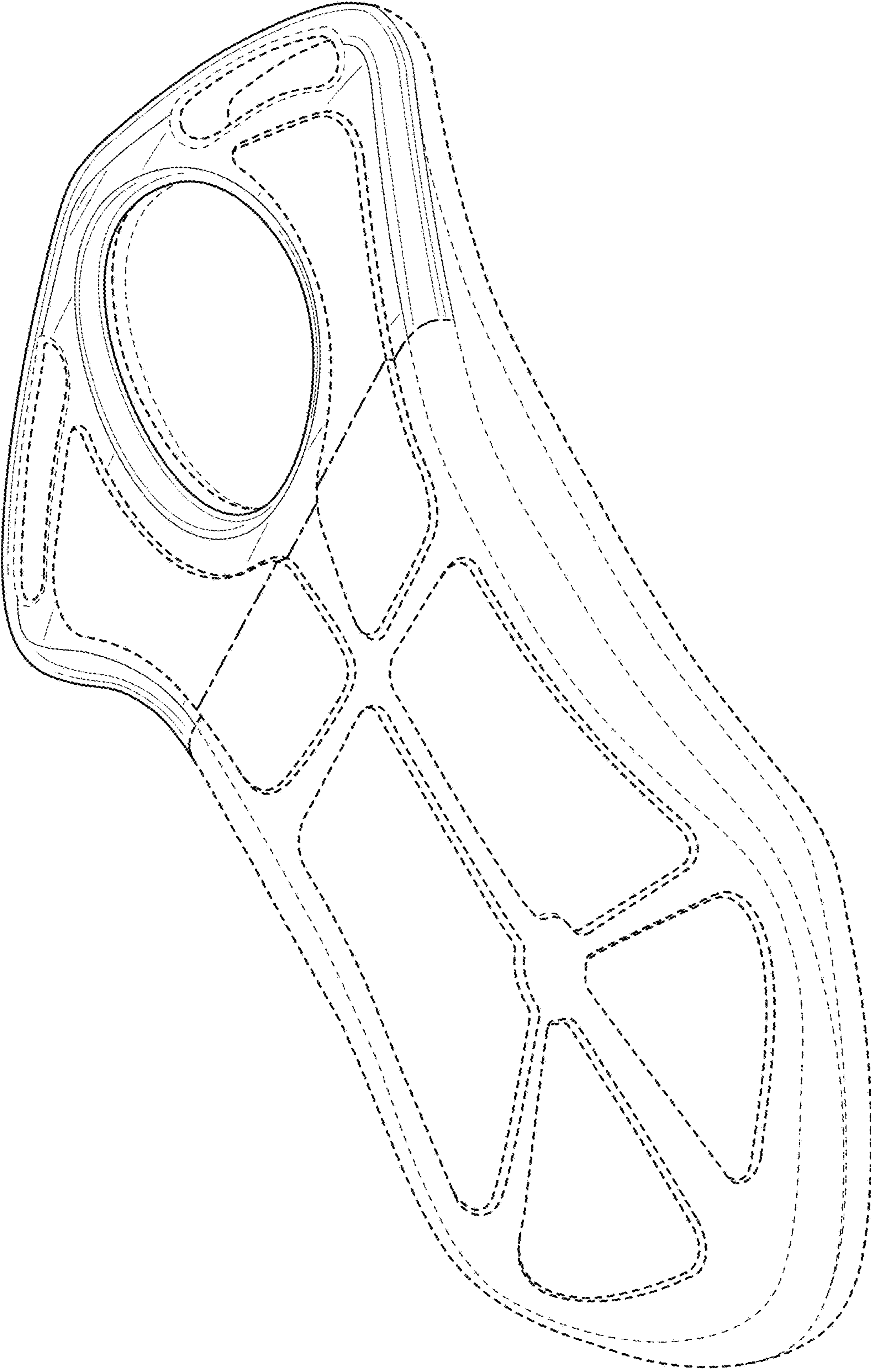


FIG. 9



FIG. 10

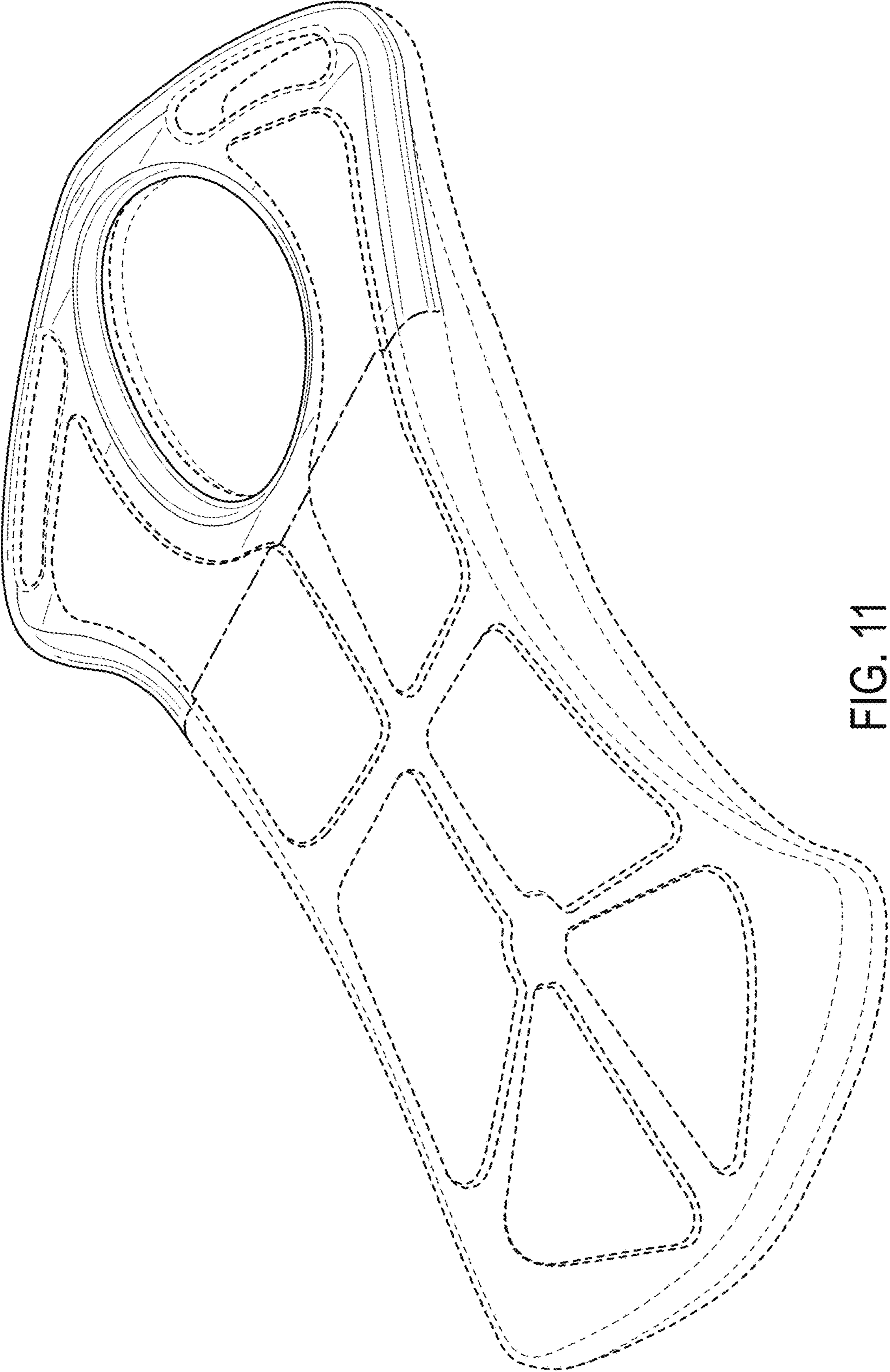


FIG. 11



FIG. 12