



US00D821520S

(12) **United States Design Patent**
Harrington

(10) **Patent No.:** **US D821,520 S**

(45) **Date of Patent:** **** Jun. 26, 2018**

(54) **DIVOT REPAIR TOOL**

(71) Applicant: **Acushnet Company**, Fairhaven, MA
(US)

(72) Inventor: **James P. Harrington**, Del Mar, CA
(US)

(73) Assignee: **Acushnet Company**, Fairhaven, MA
(US)

(**) Term: **15 Years**

(21) Appl. No.: **29/596,486**

(22) Filed: **Mar. 8, 2017**

(51) **LOC (11) Cl.** **21-02**

(52) **U.S. Cl.**
USPC **D21/793**

(58) **Field of Classification Search**
USPC D21/793-795
CPC A63B 57/00; A63B 57/50; A63B 57/12;
A63B 57/16; A63B 57/20; A63B 57/30;
A63B 57/35
See application file for complete search history.

(56) **References Cited**

U.S. PATENT DOCUMENTS

D190,333 S * 5/1961 Gunderson D21/795
4,951,951 A * 8/1990 Meyer A63B 53/0487
172/378

D351,001 S * 9/1994 Bickler D21/736
D422,664 S * 4/2000 Tate D21/793
D423,069 S * 4/2000 Hsu D21/793
D605,720 S * 12/2009 McLane D21/793
7,654,920 B2 * 2/2010 Perry A63B 45/02
473/257
D666,265 S * 8/2012 Solheim D21/793
D695,864 S * 12/2013 Warfield D21/793
D736,334 S * 8/2015 Perry D21/793

* cited by examiner

Primary Examiner — Mitchell I. Siegel

(74) *Attorney, Agent, or Firm* — Randy K. Chang

(57) **CLAIM**

The ornamental design for divot repair tool, as shown and described.

DESCRIPTION

FIG. 1 is a perspective view of my new design for a divot repair tool;

FIG. 2 is a top view thereof;

FIG. 3 is a bottom view thereof;

FIG. 4 is a back view thereof;

FIG. 5 is a left view thereof;

FIG. 6 is a front view thereof; and,

FIG. 7 is a right view thereof.

The broken line showing of the letters on the top surface is included for the purpose of illustrating and forms no part of the claimed design.

1 Claim, 3 Drawing Sheets

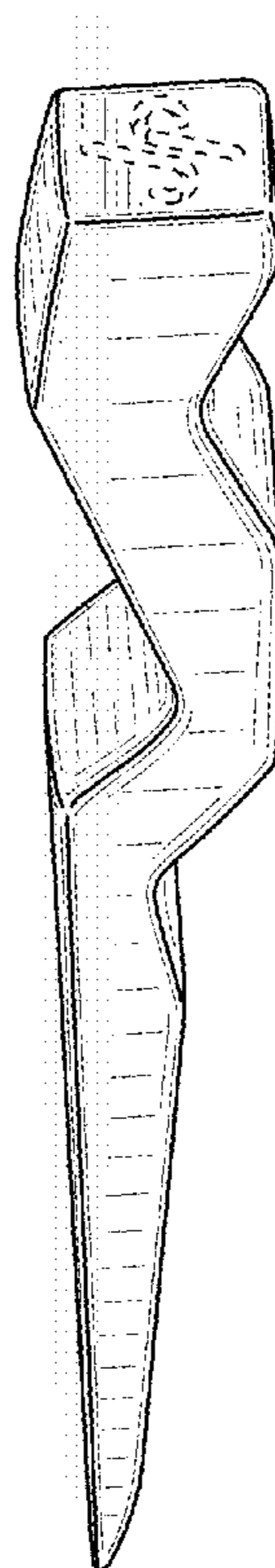


FIG. 1

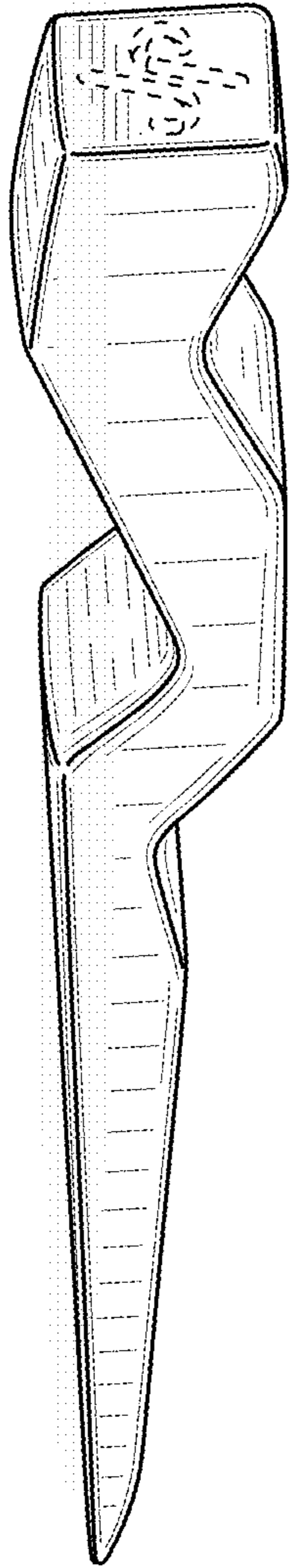


FIG. 2




FIG. 3




FIG. 4




FIG. 5

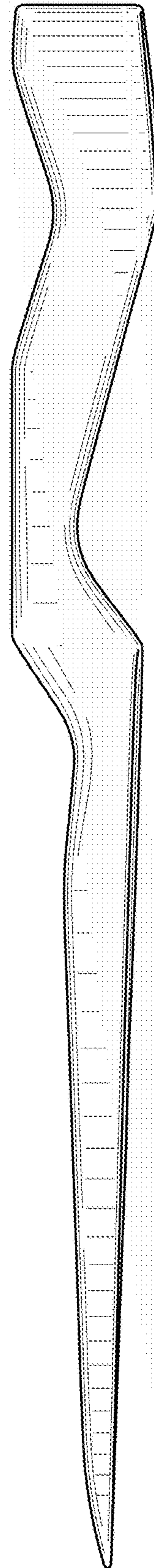


FIG. 6

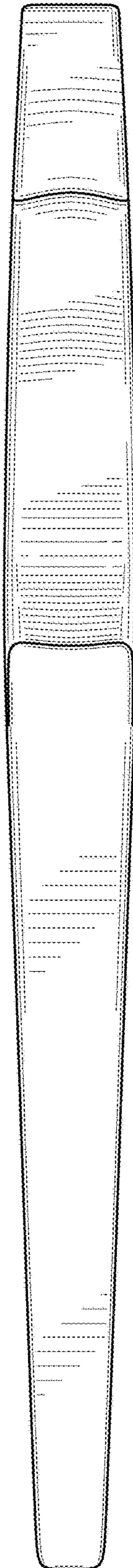


FIG. 7

