



US00D821514S

(12) **United States Design Patent** (10) **Patent No.:** **US D821,514 S**
Sillies (45) **Date of Patent:** **** Jun. 26, 2018**

(54) **CROWN OF A GOLF CLUB HEAD**
(71) Applicant: **Wilson Sporting Goods Co.**, Chicago, IL (US)
(72) Inventor: **Eric Sillies**, Cincinnati, OH (US)
(73) Assignee: **Wilson Sporting Goods Co.**, Chicago, IL (US)
(**) Term: **15 Years**

(21) Appl. No.: **29/579,760**
(22) Filed: **Oct. 3, 2016**
(51) **LOC (11) Cl.** **21-02**
(52) **U.S. Cl.**
USPC **D21/759**
(58) **Field of Classification Search**
USPC D21/733, 752, 759
CPC A63B 53/00; A63B 53/04; A63B 53/0466;
A63B 2053/002; A63B 2053/0445; A63B
2053/0433; A63B 2053/0491; A63B
2053/0437
See application file for complete search history.

(56) **References Cited**
U.S. PATENT DOCUMENTS
1,690,388 A 11/1928 Waldron
4,431,192 A 2/1984 Stuff, Jr.
D277,692 S * 2/1985 MacDougall D21/745
5,221,086 A 6/1993 Antonious
D356,130 S 3/1995 Schield
D380,515 S * 7/1997 Fabbri, Jr. D21/745
D418,885 S * 1/2000 Wanchena D21/733
6,074,308 A 6/2000 Domas
D444,194 S * 6/2001 Calabro D21/738
D469,139 S 1/2003 Sheets et al.
D469,836 S 2/2003 Mendralla, Jr. et al.
D502,521 S 3/2005 Kelly
D508,276 S * 8/2005 Madore D21/759
6,945,876 B2 9/2005 Nakahara et al.

D543,599 S * 5/2007 Garner D21/759
D544,057 S * 6/2007 Garner D21/759
D565,683 S * 4/2008 Homma D21/759
D565,684 S * 4/2008 Homma D21/759
D571,420 S * 6/2008 Stites D21/742
7,396,298 B2 7/2008 Jertson et al.
D576,699 S 9/2008 Pergande et al.
D577,090 S 9/2008 Pergande et al.
D579,071 S * 10/2008 Oldknow D21/759
D583,889 S * 12/2008 Stites D21/759
D591,816 S * 5/2009 Vehse D21/759
7,563,177 B2 7/2009 Jertson et al.
7,887,433 B2 2/2011 Hoffman et al.

(Continued)

Primary Examiner — Mitchell I. Siegel
(74) *Attorney, Agent, or Firm* — Terence P. O'Brien

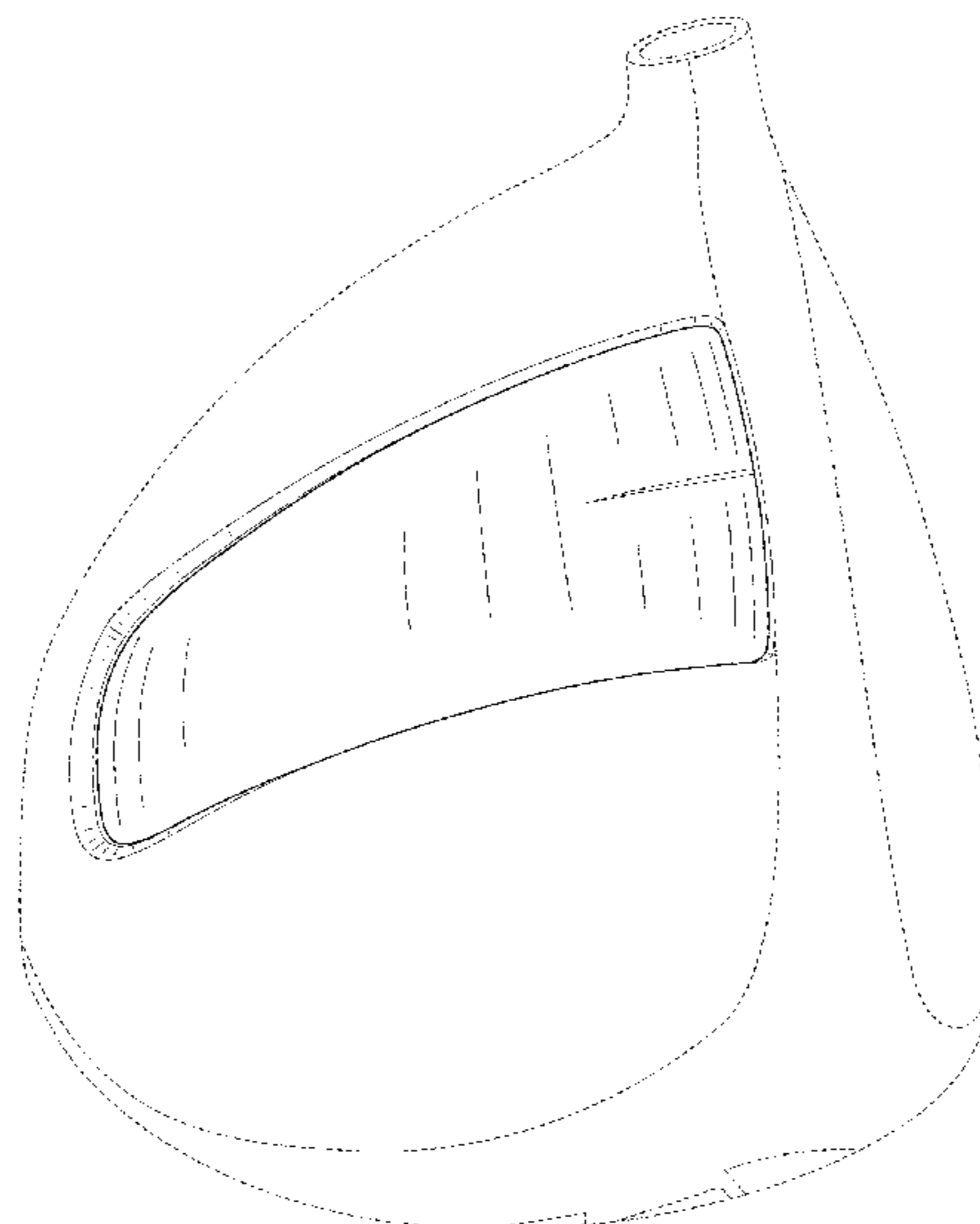
(57) **CLAIM**

I claim the ornamental design for a crown of a golf club head, as shown and described.

DESCRIPTION

FIG. 1 is a top, side perspective view of a crown of a golf club head of the present design;
FIG. 2 is a top view of the crown of a golf club head of FIG. 1;
FIG. 3 is a front view of the crown of a golf club head of FIG. 1;
FIG. 4 is a rear view of the crown of a golf club head of FIG. 1;
FIG. 5 is a toe end view of the crown of a golf club head of FIG. 1; and,
FIG. 6 is a heel end view of the crown of a golf club head of FIG. 1.
The ornamental design that is claimed is shown in solid lines in the drawings. The broken (dashed) lines shown in FIGS. 1 through 7 are included only for the purpose of illustrating environmental elements, and form no part of the claimed design.

1 Claim, 4 Drawing Sheets



(56)

References Cited

U.S. PATENT DOCUMENTS

D637,670	S *	5/2011	Foster	D21/752
8,226,501	B2	7/2012	Stites et al.	
D667,068	S *	9/2012	Loudenslager	D21/759
8,360,900	B2	1/2013	Snyder	
8,608,587	B2	12/2013	Henrikson et al.	
8,690,700	B2 *	4/2014	Flaherty	A63B 53/0466 473/219
D708,687	S	7/2014	Vrska et al.	
D710,469	S *	8/2014	Trahan	D21/759
D713,901	S	9/2014	Vrska et al.	
8,876,634	B2	11/2014	Ban	
8,932,149	B2	1/2015	Oldknow	
8,992,338	B2	3/2015	Willett et al.	
9,211,453	B1	12/2015	Foster et al.	
D765,808	S *	9/2016	Cardani	D21/759
D766,391	S *	9/2016	Cardani	D21/759
D767,065	S *	9/2016	Asazuma	D21/759
D791,257	S *	7/2017	Oldknow	D21/759

* cited by examiner

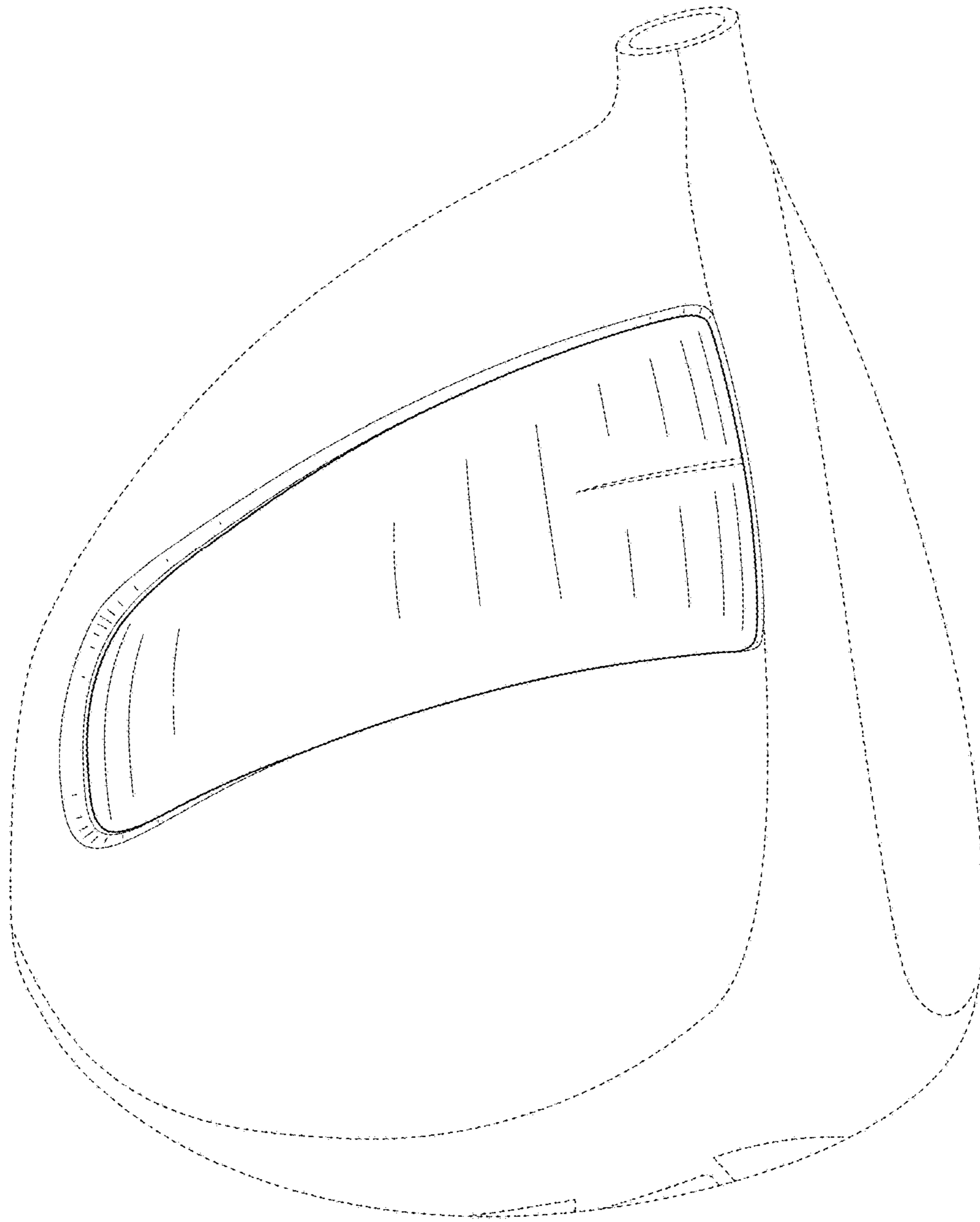


FIG. 1

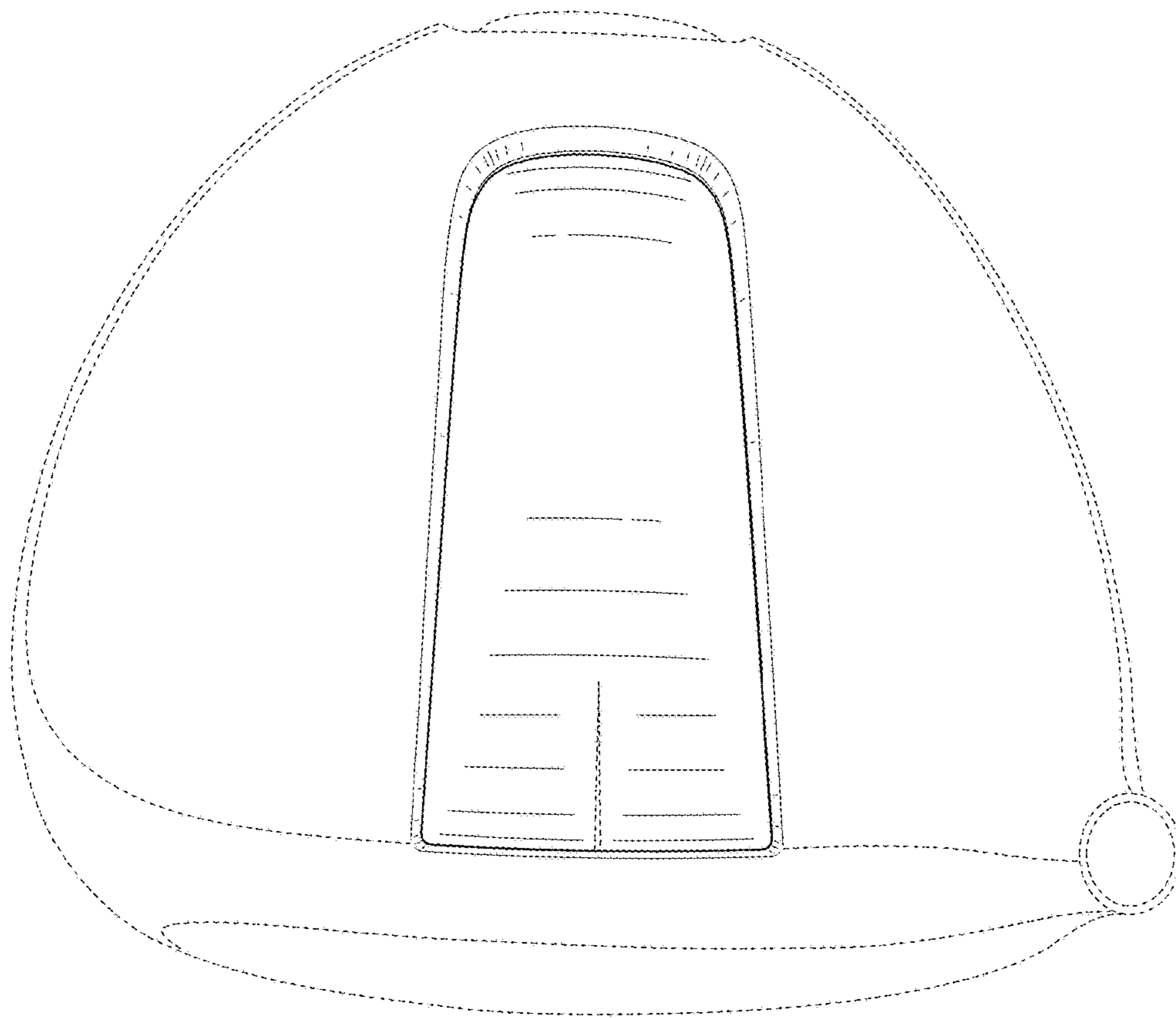


FIG. 2

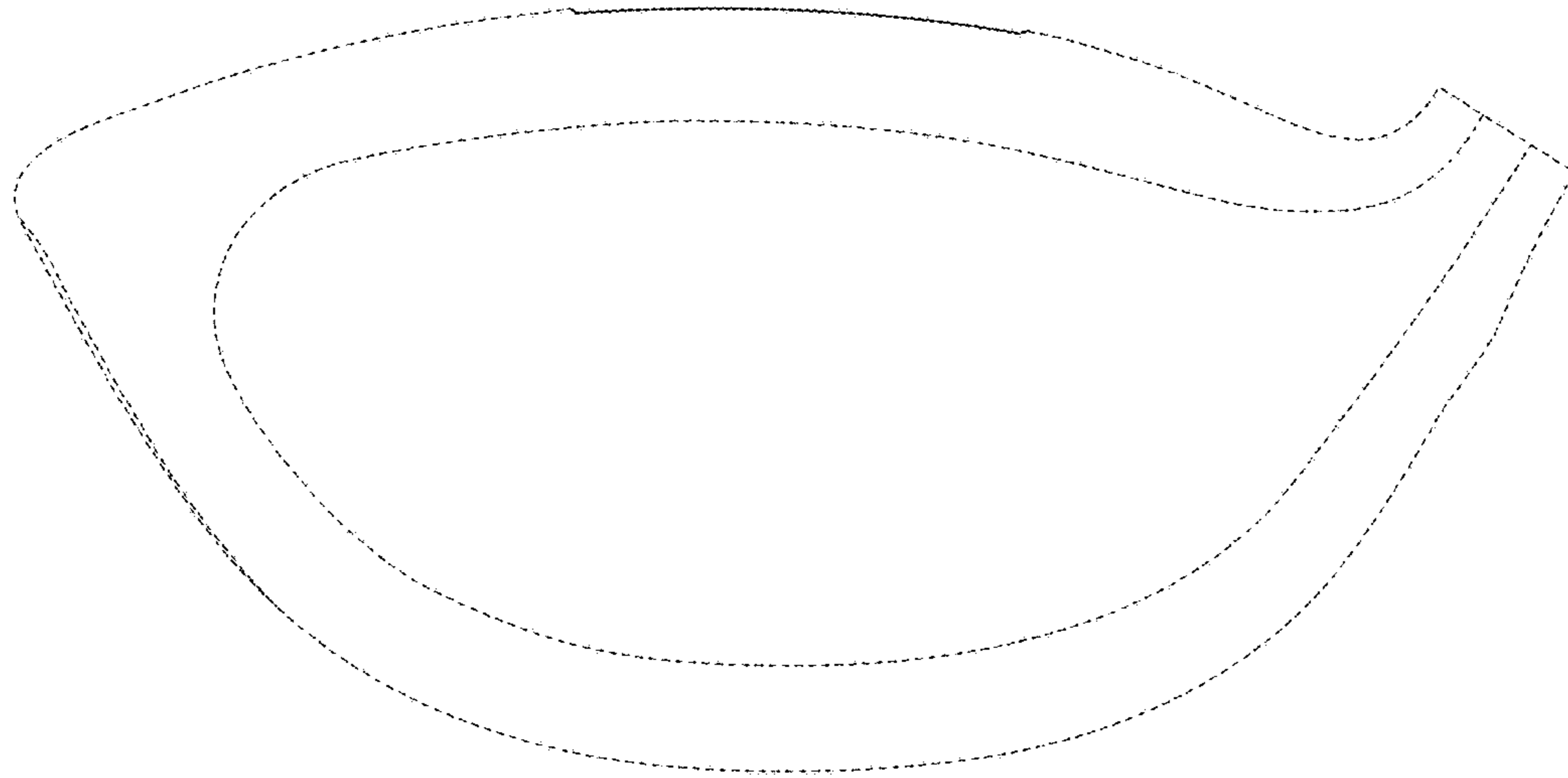


FIG. 3

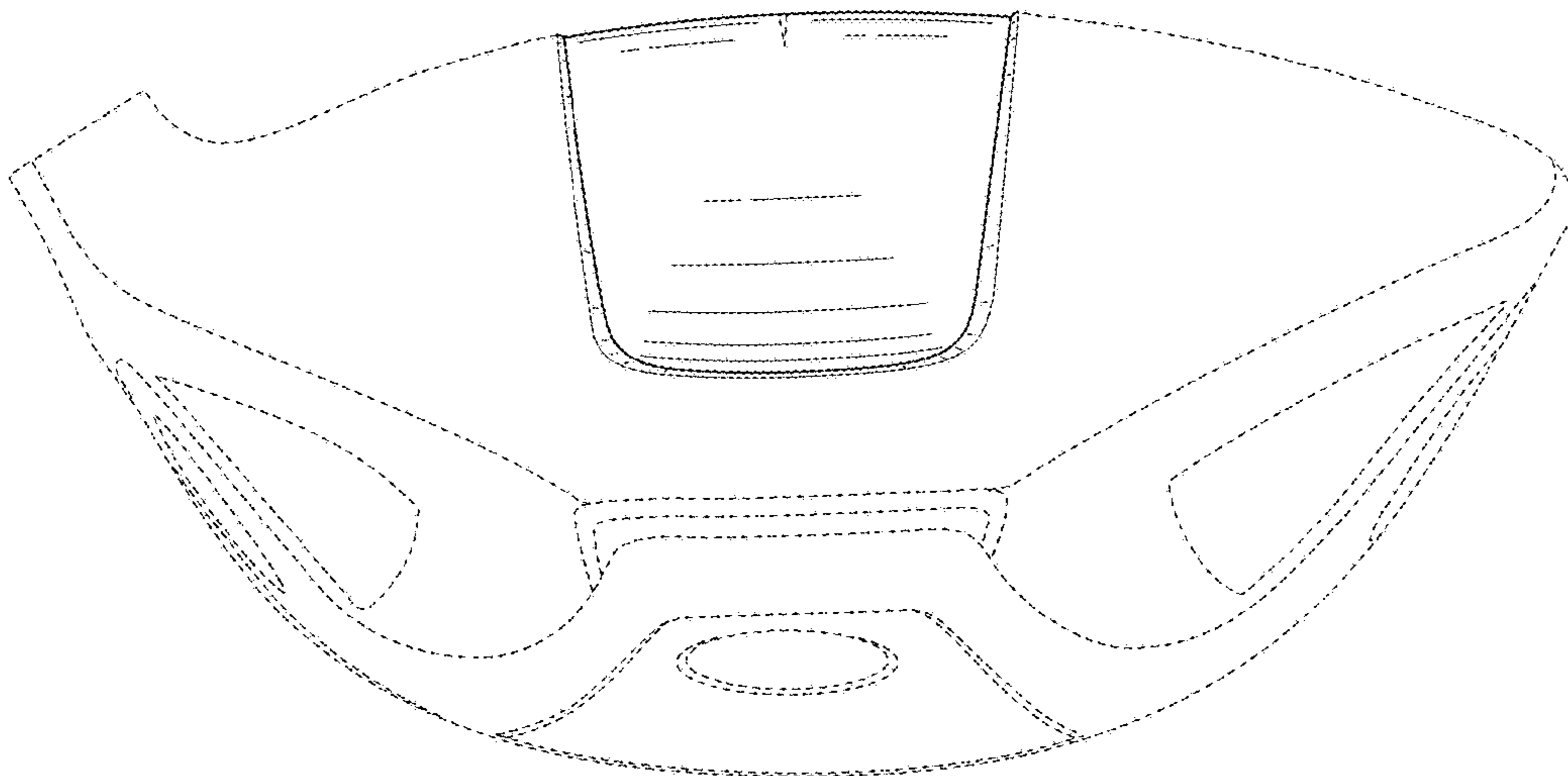


FIG. 4

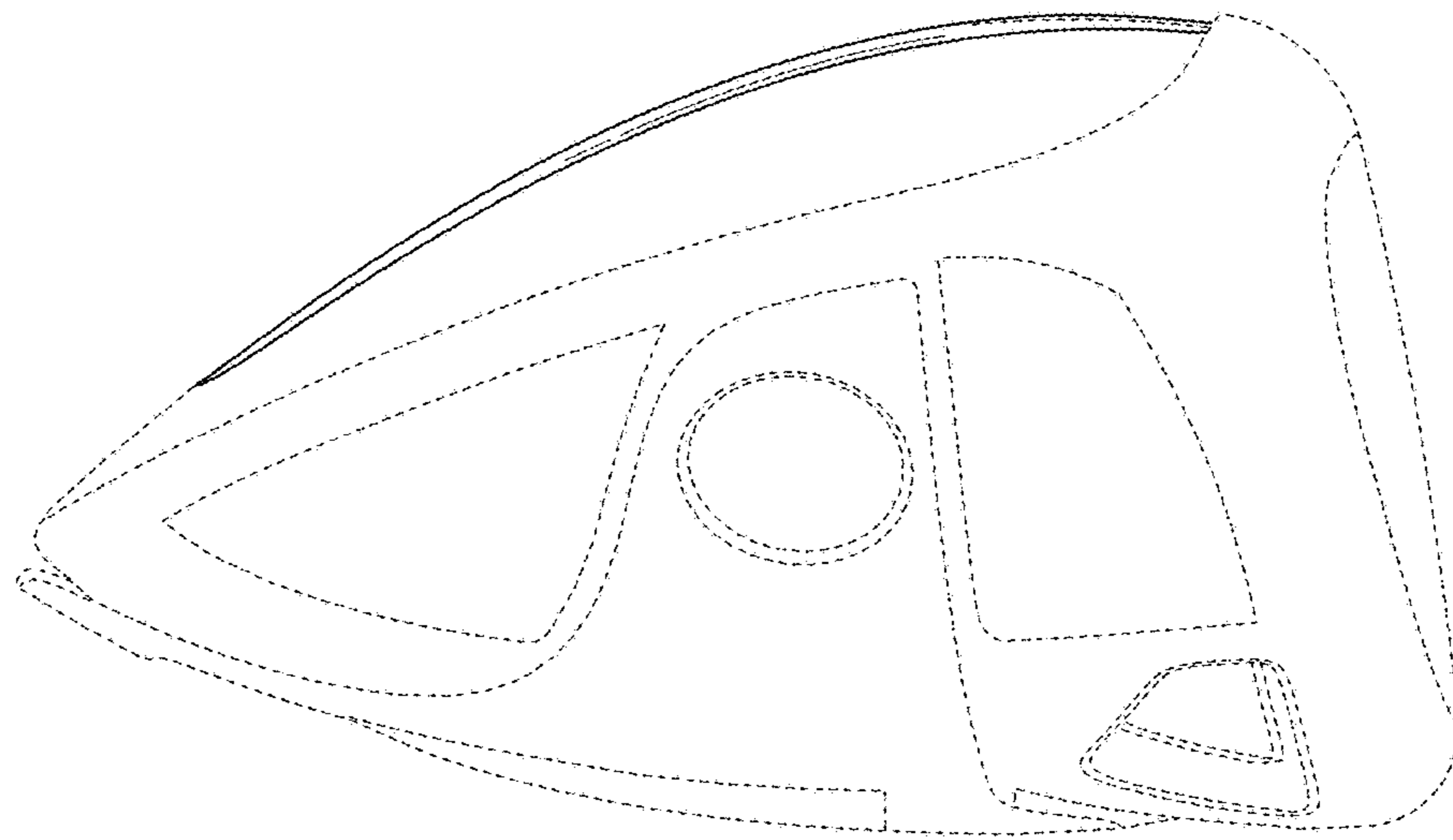


FIG. 5

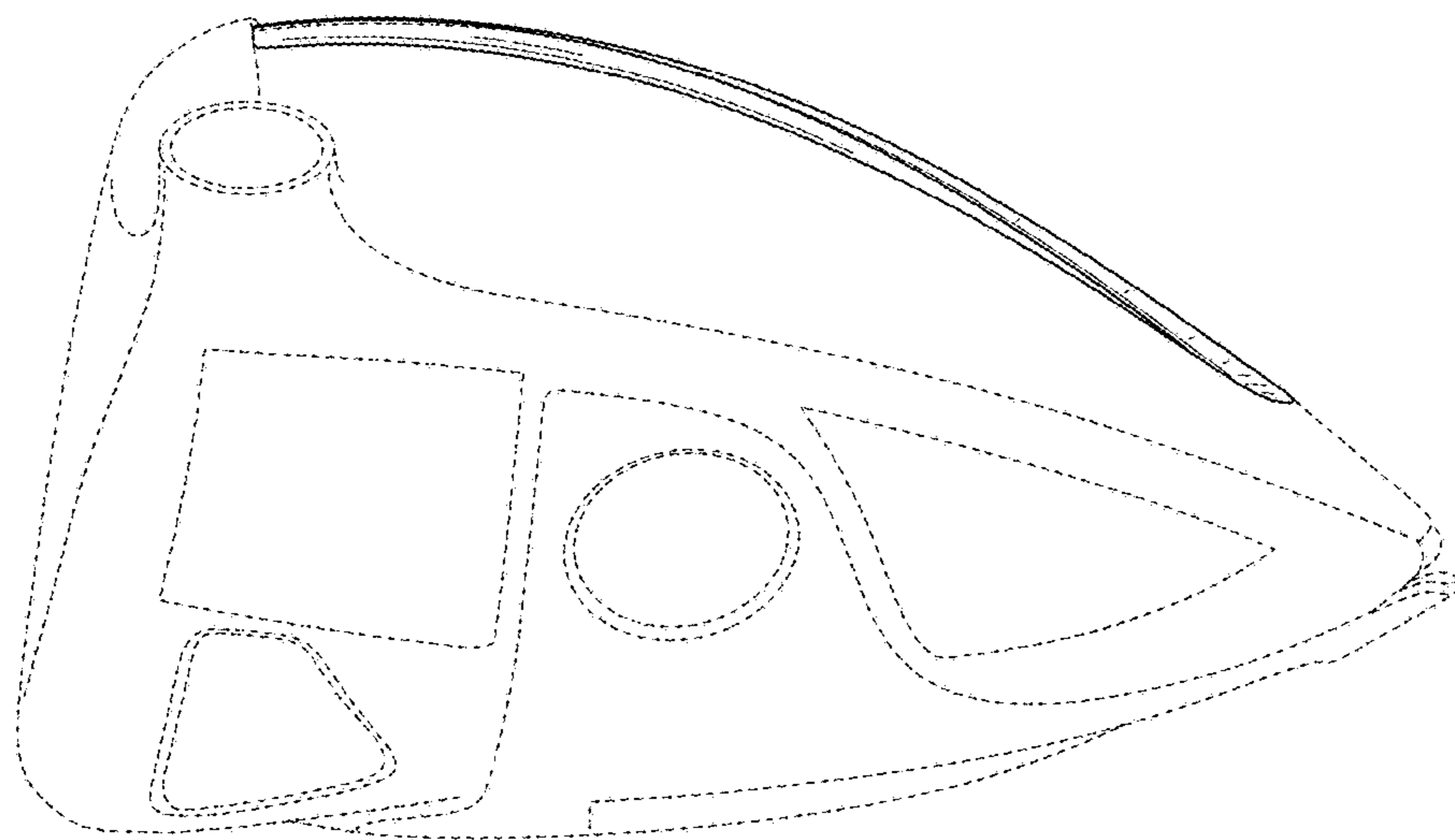


FIG. 6