



US00D821512S

(12) **United States Design Patent**
Song et al.

(10) **Patent No.:** **US D821,512 S**

(45) **Date of Patent:** **** Jun. 26, 2018**

- (54) **IRON GOLF CLUB HEAD**
- (71) Applicant: **Acushnet Company**, Fairhaven, MA (US)
- (72) Inventors: **Yu-Jin Song**, San Marcos, CA (US);
Ryan J. A. Ritchie, Huntington Beach, CA (US)
- (73) Assignee: **Acushnet Company**, Fairhaven, MA (US)
- (**) Term: **15 Years**

| | | | |
|----------------|---------|--------------------|-------------------------|
| 7,399,238 B2 * | 7/2008 | Hocknell | A63B 53/0466 473/342 |
| D580,503 S * | 11/2008 | Roach | D21/747 |
| D591,808 S * | 5/2009 | Clausen | D21/747 |
| D622,336 S * | 8/2010 | Kohno | D21/747 |
| D654,547 S * | 2/2012 | Jertson | D21/747 |
| D680,603 S * | 4/2013 | Nicolette | D21/749 |
| D684,227 S * | 6/2013 | Roach | D21/749 |
| D684,228 S * | 6/2013 | Breier | D21/749 |
| D720,415 S * | 12/2014 | Delvac | D21/759 |
| D720,416 S * | 12/2014 | Delvac | D21/759 |
| D725,732 S * | 3/2015 | Westrum | D21/759 |
| D736,874 S * | 8/2015 | Aoki | D21/759 |
| D736,875 S * | 8/2015 | Llewellyn | D21/759 |
| D767,695 S * | 9/2016 | Kitching, Jr. | D21/747 |
| D768,249 S * | 10/2016 | Chun | D21/747 |
| D803,960 S * | 11/2017 | Hebreo | D21/749 |

- (21) Appl. No.: **29/597,996**
- (22) Filed: **Mar. 22, 2017**
- (51) **LOC (11) Cl.** **21-02**
- (52) **U.S. Cl.**
USPC **D21/749**
- (58) **Field of Classification Search**
USPC D21/747-751, 759
CPC A63B 53/00; A63B 53/02; A63B 53/04;
A63B 53/047; A63B 53/0475; A63B
2053/0479; A63B 2053/0483; A63B
2053/0445; A63B 60/00; A63B 60/46
See application file for complete search history.

* cited by examiner

Primary Examiner — Mitchell I. Siegel
(74) *Attorney, Agent, or Firm* — Randy K. Chang

(57) **CLAIM**

The ornamental design for iron golf club head, as shown and described.

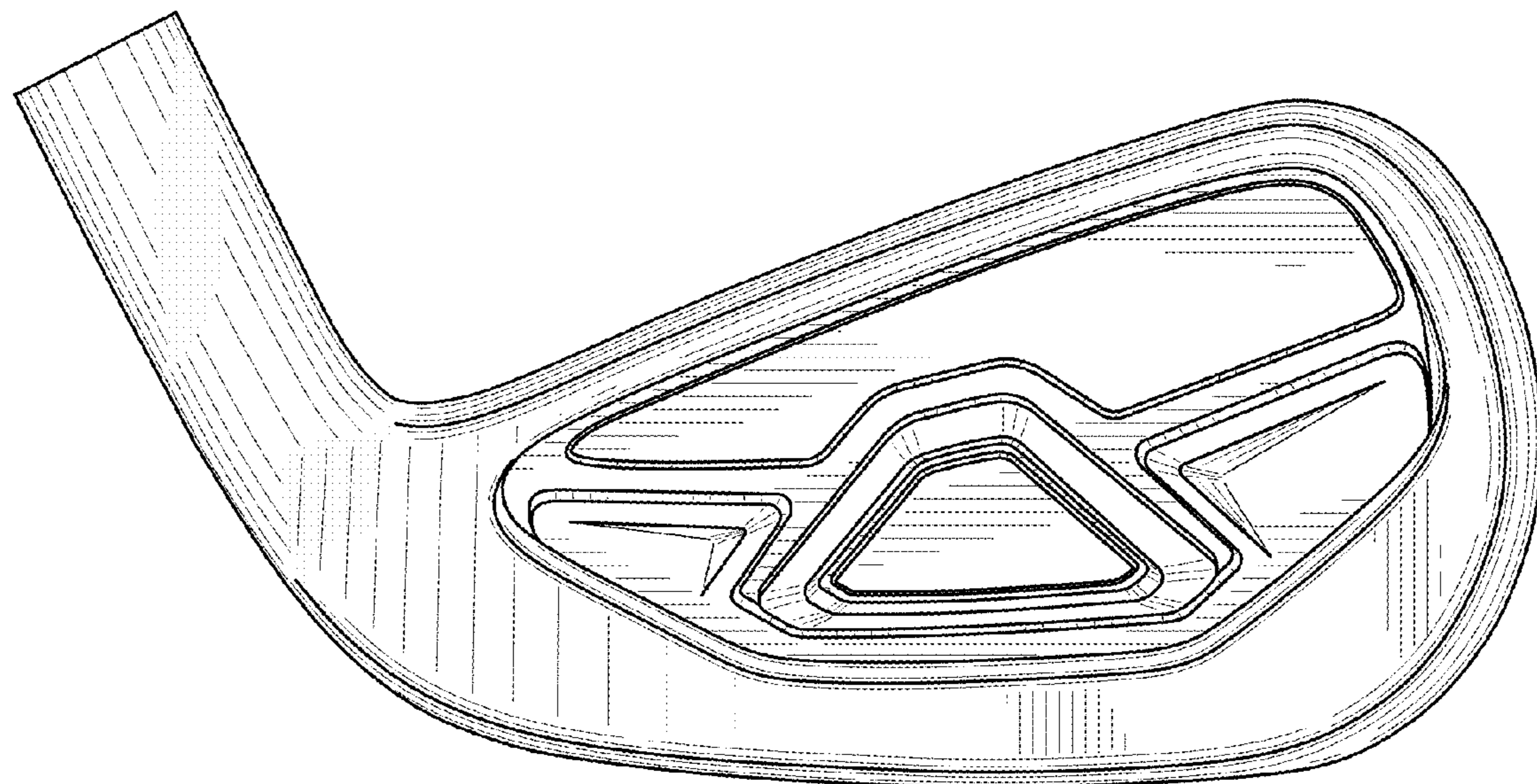
DESCRIPTION

FIG. 1 is a perspective view of my new design for an iron golf club head;
 FIG. 2 is a back view thereof;
 FIG. 3 is a top view thereof;
 FIG. 4 is a front view thereof;
 FIG. 5 is a bottom sole view thereof;
 FIG. 6 is a heel view thereof; and,
 FIG. 7 is a toe view thereof.

The broken line showing of grooves on the striking surface is included for the purpose of illustrating and forms no part of the claimed design.

- (56) **References Cited**
U.S. PATENT DOCUMENTS
- | | | | |
|----------------|--------|----------------|------------------------|
| D383,820 S * | 9/1997 | Watanabe | D21/749 |
| D505,466 S * | 5/2005 | Lang | D21/749 |
| 6,887,164 B2 * | 5/2005 | Dewanjee | A63B 53/047 473/342 |
| D510,115 S * | 9/2005 | Lang | D21/749 |
| D537,138 S * | 2/2007 | Clausen | D21/749 |
| D566,803 S * | 4/2008 | Foster | D21/747 |

1 Claim, 3 Drawing Sheets



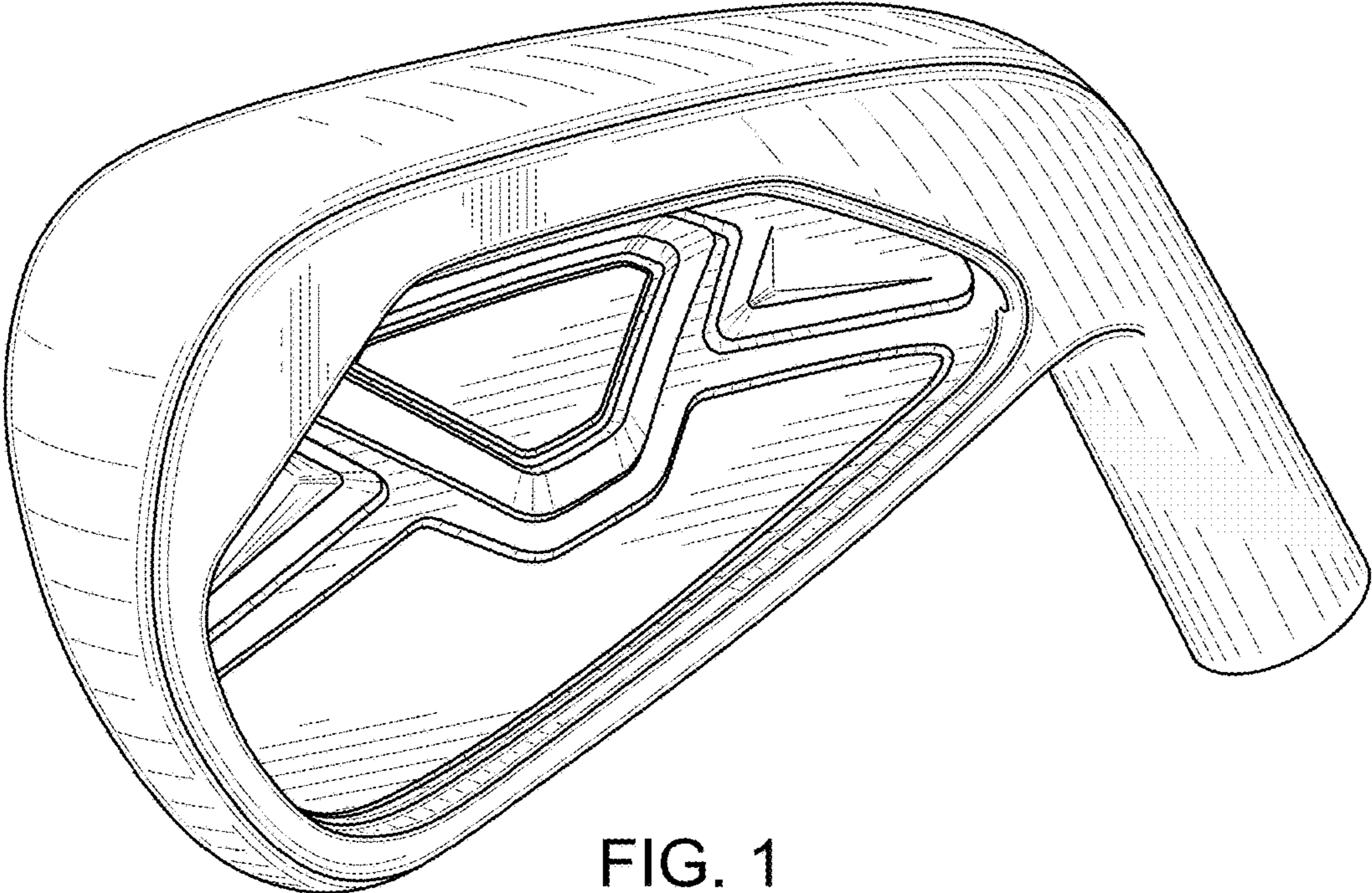


FIG. 1

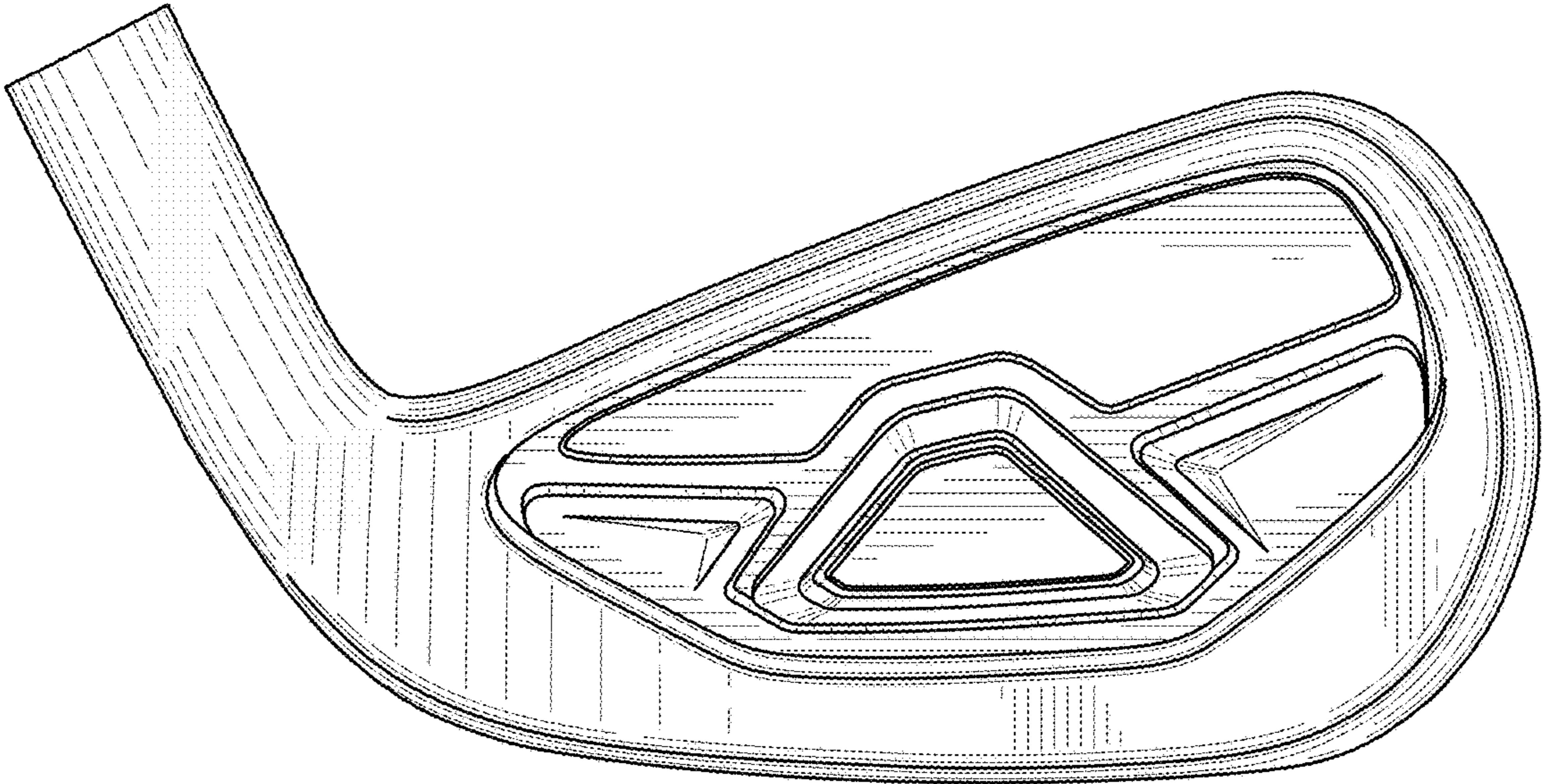


FIG. 2

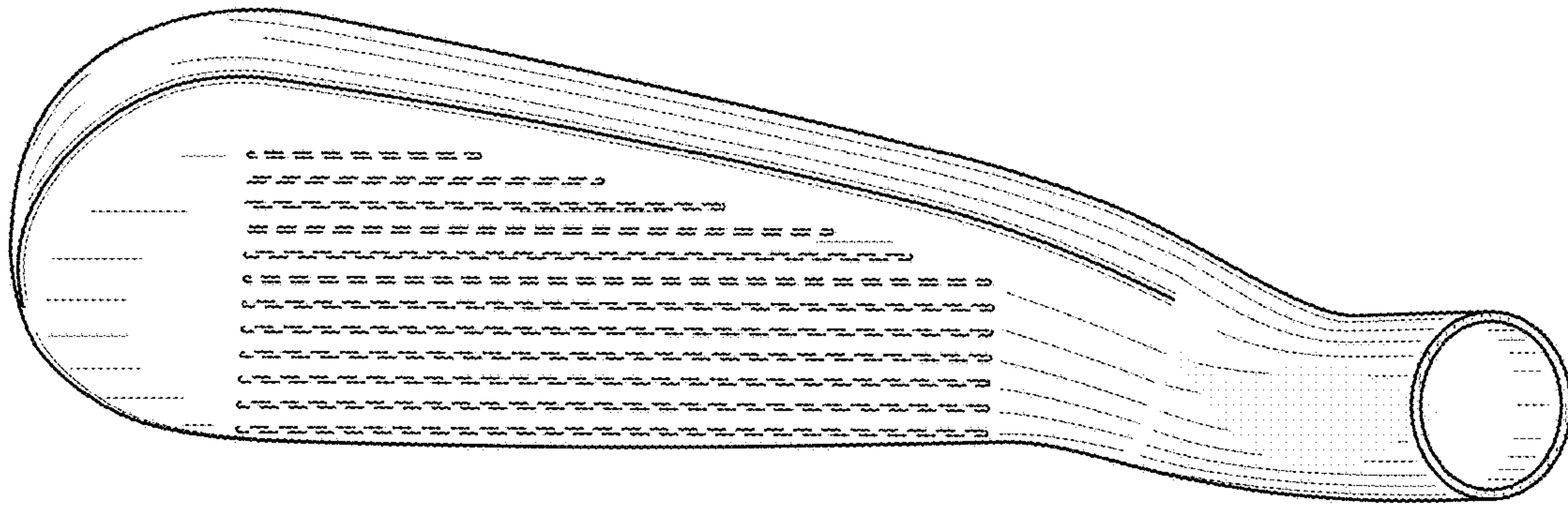


FIG. 3




FIG. 4

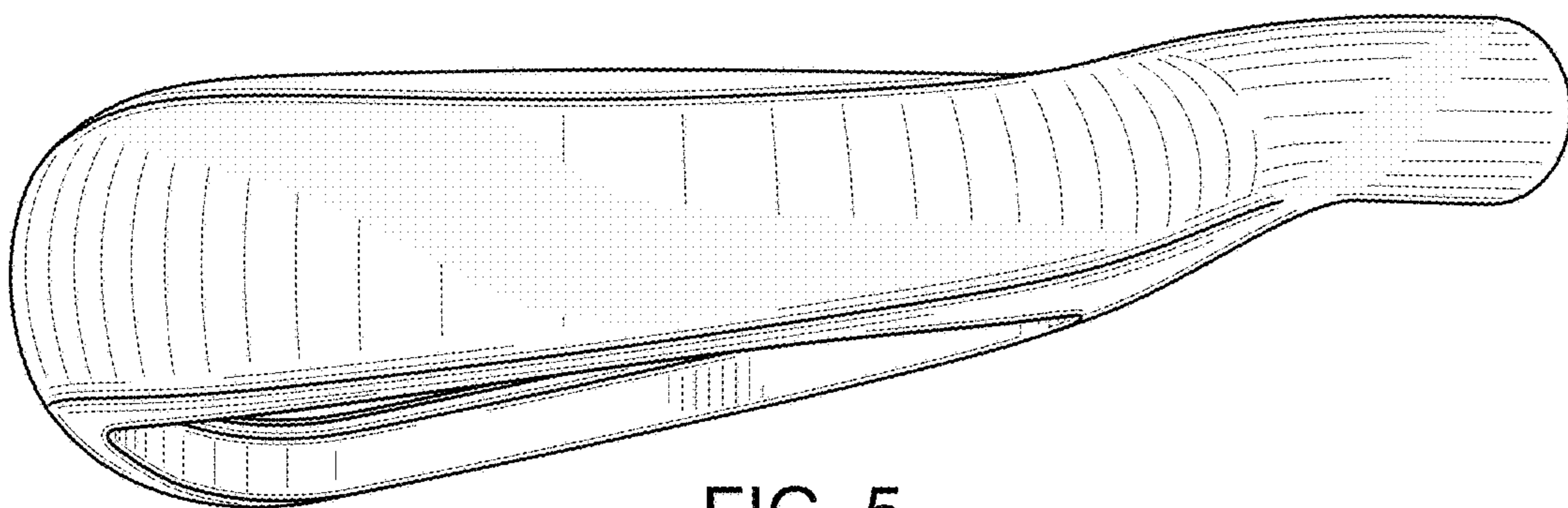


FIG. 5

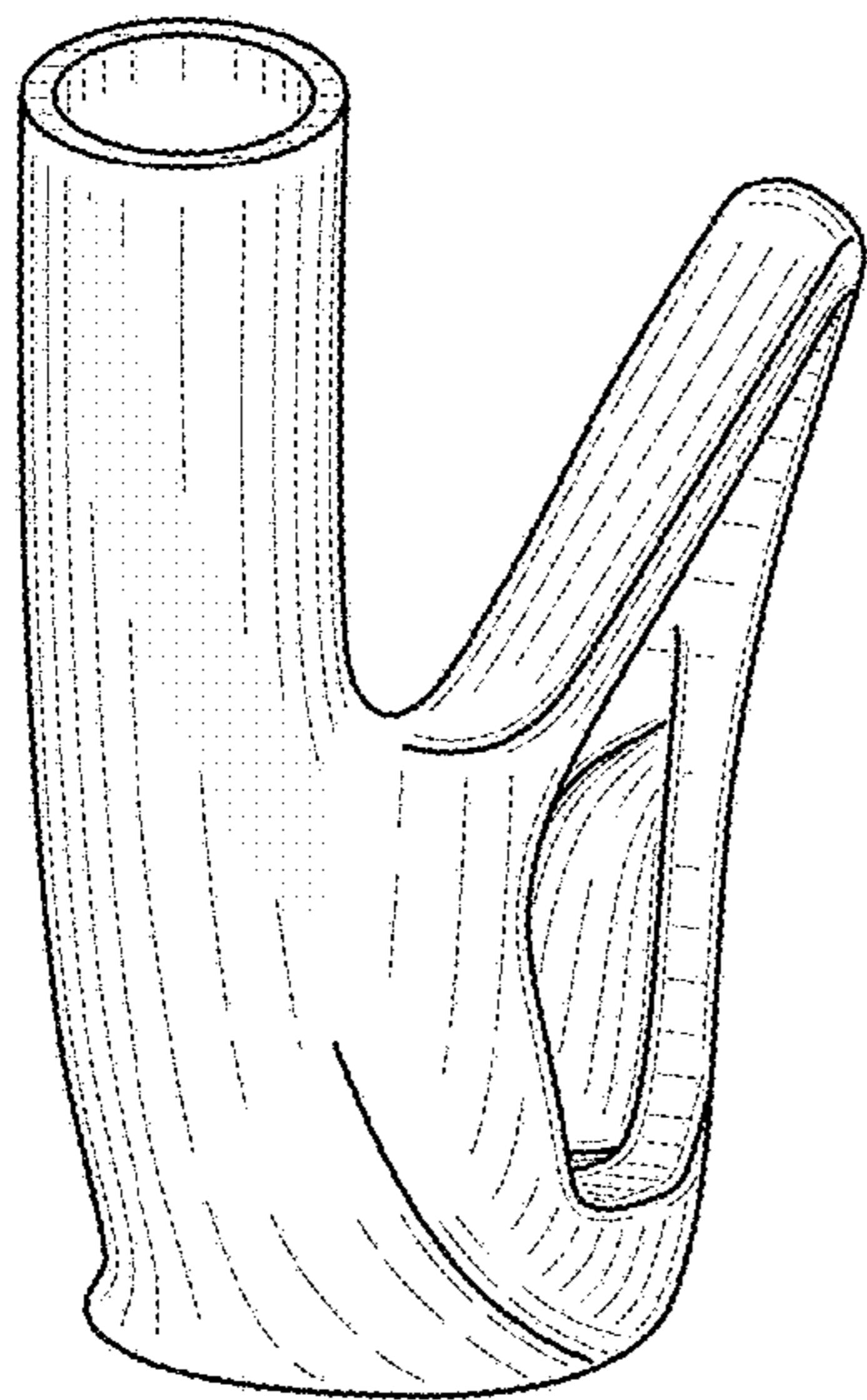


FIG. 6

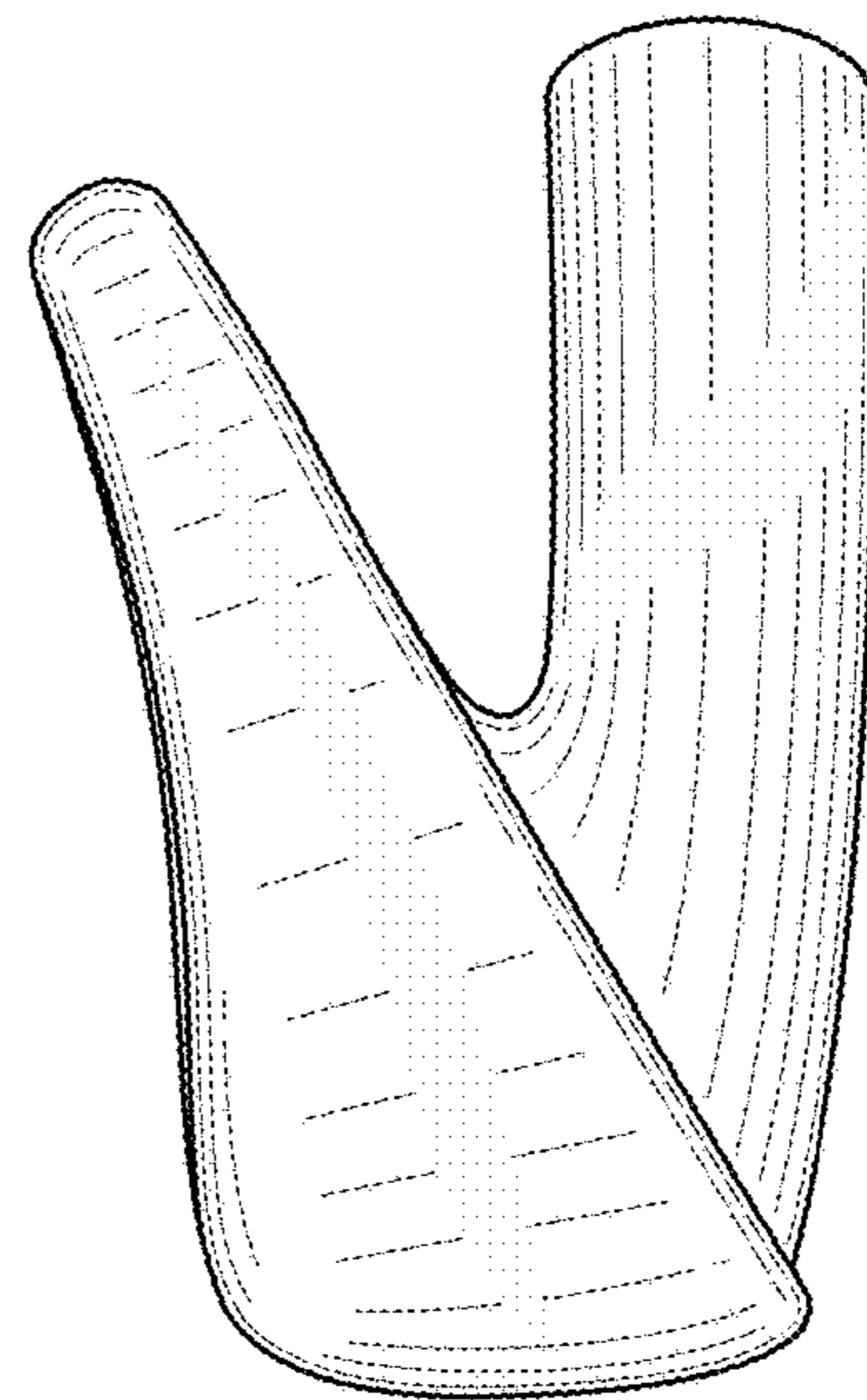


FIG. 7