



US00D821510S

(12) **United States Design Patent** (10) **Patent No.:** **US D821,510 S**
Buikema (45) **Date of Patent:** **** *Jun. 26, 2018**

(54) **ADJUSTABLE WEIGHTED FITNESS PACK**

OTHER PUBLICATIONS

(71) Applicant: **Hyper Wear, Inc.**, Austin, TX (US)

Fit Ruck by hyperwear dated no date given. Found online [Jun. 15, 2017] <https://www.hyperwear.com/shop/fit-rucks-sandbell-packages.html>.*

(72) Inventor: **Dirk Buikema**, Austin, TX (US)

(73) Assignee: **Hyper Wear, Inc.**, Austin, TX (US)

Primary Examiner — Robert M Spear

Assistant Examiner — Ryan Harvey

(*) Notice: This patent is subject to a terminal disclaimer.

(74) *Attorney, Agent, or Firm* — Baker Botts L.L.P.

(**) Term: **15 Years**

(57) **CLAIM**

The ornamental design for an adjustable weighted multi-function fitness apparatus, as shown and described.

(21) Appl. No.: **29/564,624**

DESCRIPTION

(22) Filed: **May 13, 2016**

Related U.S. Application Data

(63) Continuation of application No. 14/251,264, filed on Apr. 11, 2014, now abandoned.

(51) **LOC (11) Cl.** **21-02**

(52) **U.S. Cl.**

USPC **D21/683**

(58) **Field of Classification Search**

USPC 482/123, 121, 93, 105, 104, 106, 108, 482/100, 83, 87, 88, 126, 130, 133, 142, 482/904; D21/801, 803, 760, 662, 683, D21/680, 798, 682, 686; 441/66, 67, 441/131; D12/316, 202; 224/576, 153, 224/148.2, 148.7, 580, 583, 645, 655,
(Continued)

(56) **References Cited**


U.S. PATENT DOCUMENTS

3,396,969 A * 8/1968 Rosenfeld A63B 69/345
473/444

5,299,999 A 4/1994 Brine
(Continued)

FIG. 1 is an isometric view of the rear of an adjustable weighted fitness backpack showing my new design; FIG. 2 is a rear view of the adjustable weighted fitness backpack; FIG. 3 is a front view of the adjustable weighted fitness backpack; FIG. 4 is a side view of the adjustable weighted fitness backpack; FIG. 5 is an opposite side view of the adjustable weighted fitness backpack; FIG. 6 is a top view of the adjustable weighted fitness backpack; FIG. 7 is a bottom view of the adjustable weighted fitness backpack; FIG. 8 is an isometric view of the rear side of the adjustable weighted fitness backpack showing the shoulder straps in a stowed position; FIG. 9 is a front isometric view of the adjustable weighted fitness backpack showing unclaimed exercise articles in the interior of the backpack; and, FIG. 10 is an isometric view of the adjustable weighted fitness backpack showing pouches and an unclaimed water bladder in the interior of the backpack. The broken line showing of elements of the backpack in FIGS. 1-10 depicts environmental portions of the design. No claim is made to the portions shown in broken line.

1 Claim, 9 Drawing Sheets



US D821,510 S

Page 2

(58) **Field of Classification Search**

USPC 224/631, 628, 633, 637; 2/102; D3/216,
D3/254, 201, 274; D34/28; D8/499
CPC A63B 21/0552; A63B 21/0442; A63B
21/0557; A63B 23/03575; A63B 21/4035;
Y10S 482/904

See application file for complete search history.

(56)

References Cited

U.S. PATENT DOCUMENTS

5,634,576 A 6/1997 Arbel
5,984,154 A 11/1999 Scicluna
6,053,382 A 4/2000 Wyant
6,216,926 B1 4/2001 Pratt
6,258,013 B1* 7/2001 Dabney A63B 24/0021
482/83
6,460,746 B1 10/2002 Amram
6,675,391 B2 1/2004 Morrison
7,036,641 B2* 5/2006 Russo A45C 5/143
190/115

D568,952 S * 5/2008 Foley D21/662
8,231,510 B2 7/2012 Abdo
8,550,243 B2 10/2013 Moore
D774,750 S * 12/2016 Stark D3/216
9,596,921 B1* 3/2017 Blanton A45F 3/04
2005/0096199 A1 5/2005 Egbert et al.
2006/0229173 A1 10/2006 Foley
2008/0023513 A1 1/2008 Hadj-Chikh
2008/0041906 A1 2/2008 Rose et al.
2009/0127299 A1 5/2009 Jamlang
2009/0184143 A1 7/2009 Witt et al.
2009/0206115 A1 8/2009 Gleason
2010/0048363 A1 2/2010 Gilberti et al.
2011/0088987 A1 4/2011 Santy et al.
2013/0292432 A1 11/2013 Stevens
2014/0206508 A1 7/2014 Hall
2014/0291095 A1 10/2014 Boldetti et al.
2014/0309089 A1* 10/2014 Buikema A63B 21/065
482/105
2014/0326771 A1 11/2014 Almalki

* cited by examiner

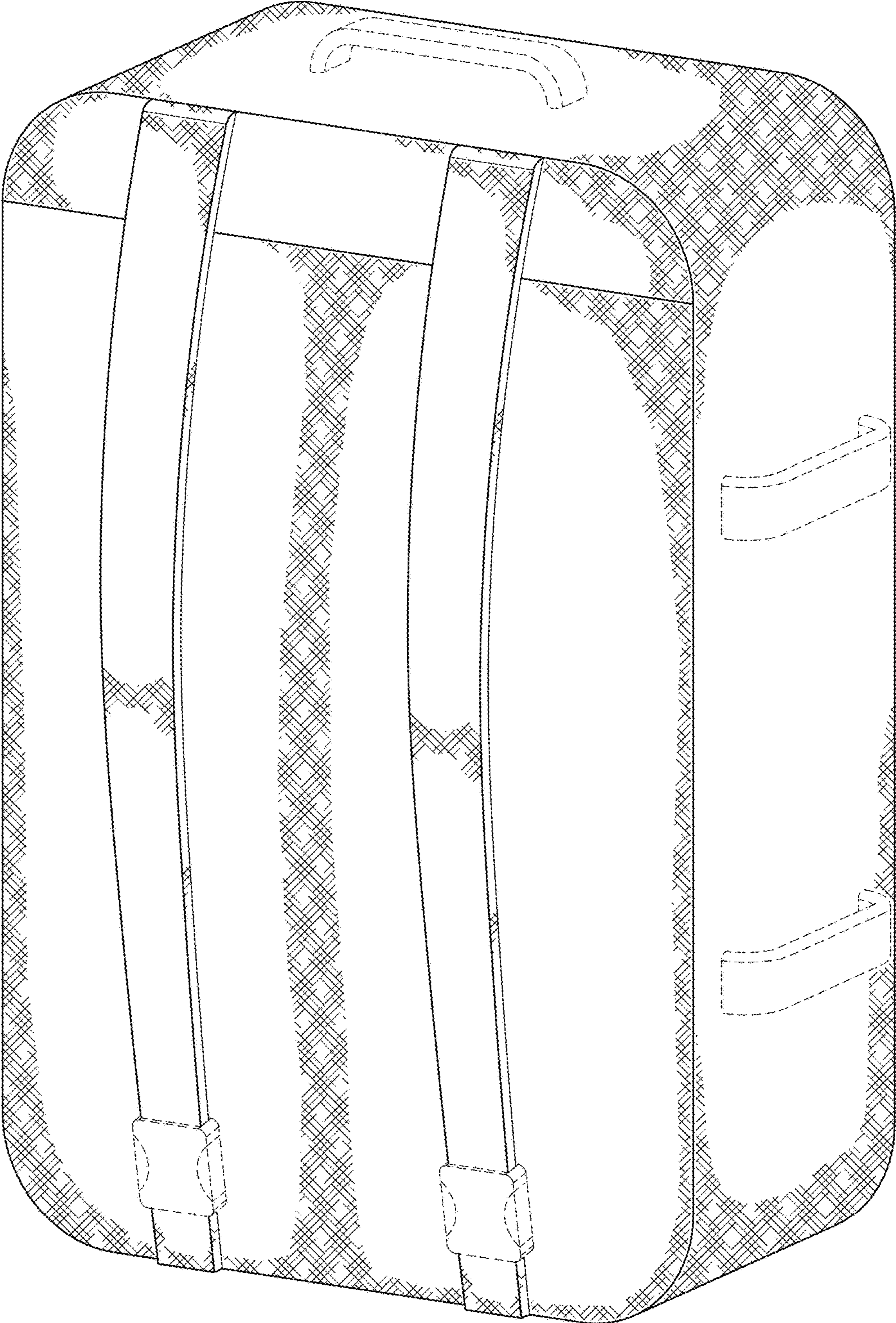


FIG. 1

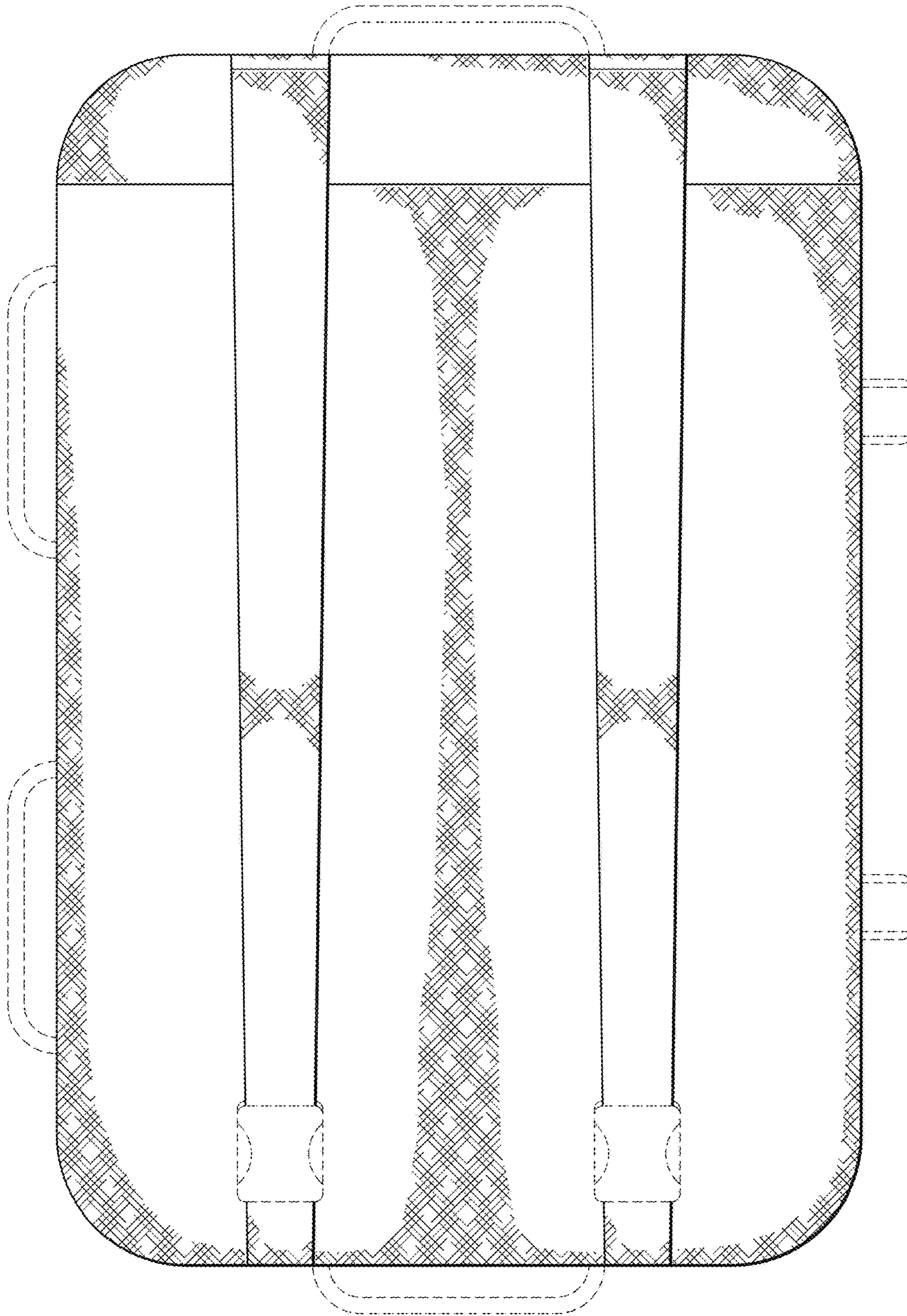


FIG. 2

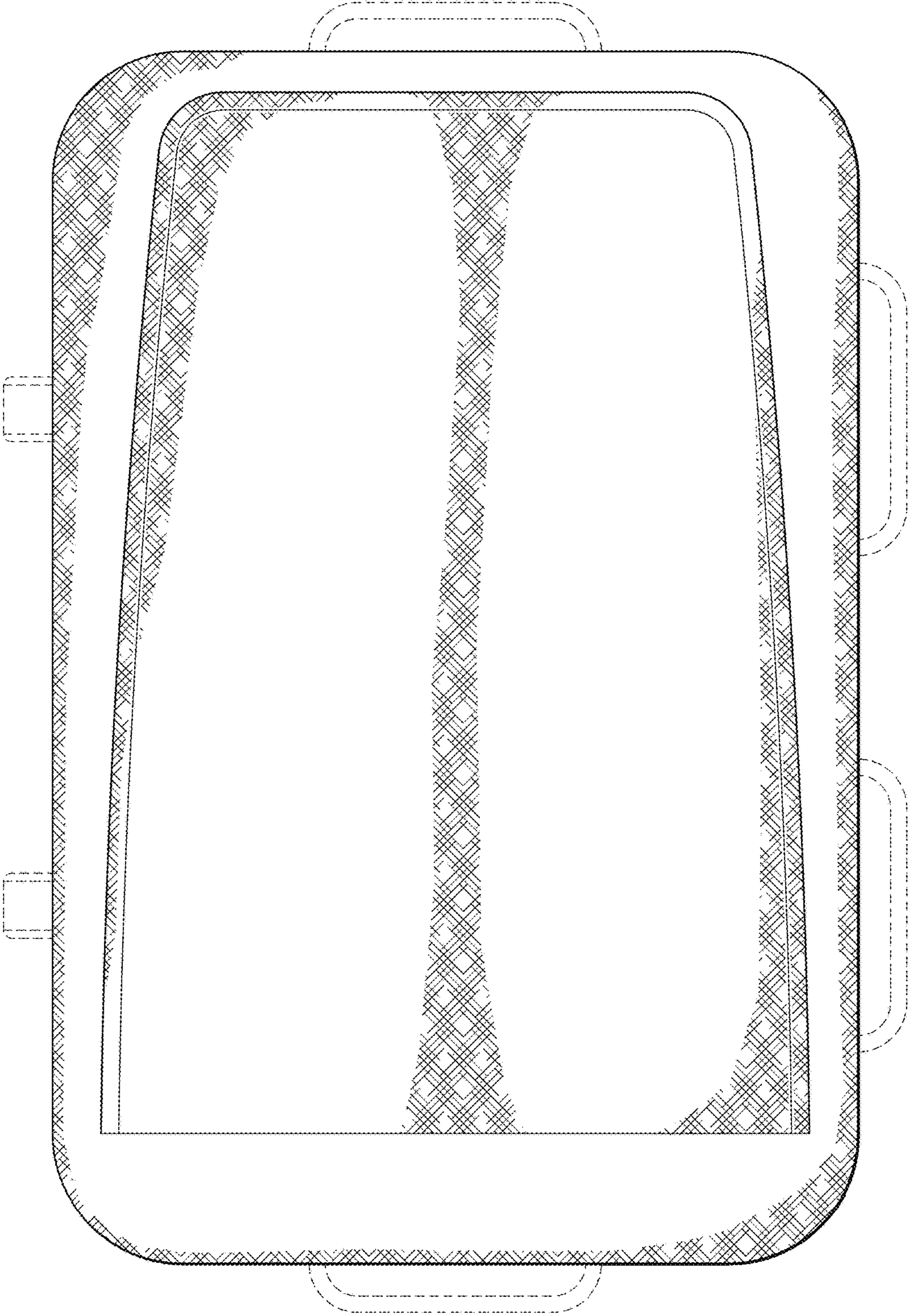


FIG. 3

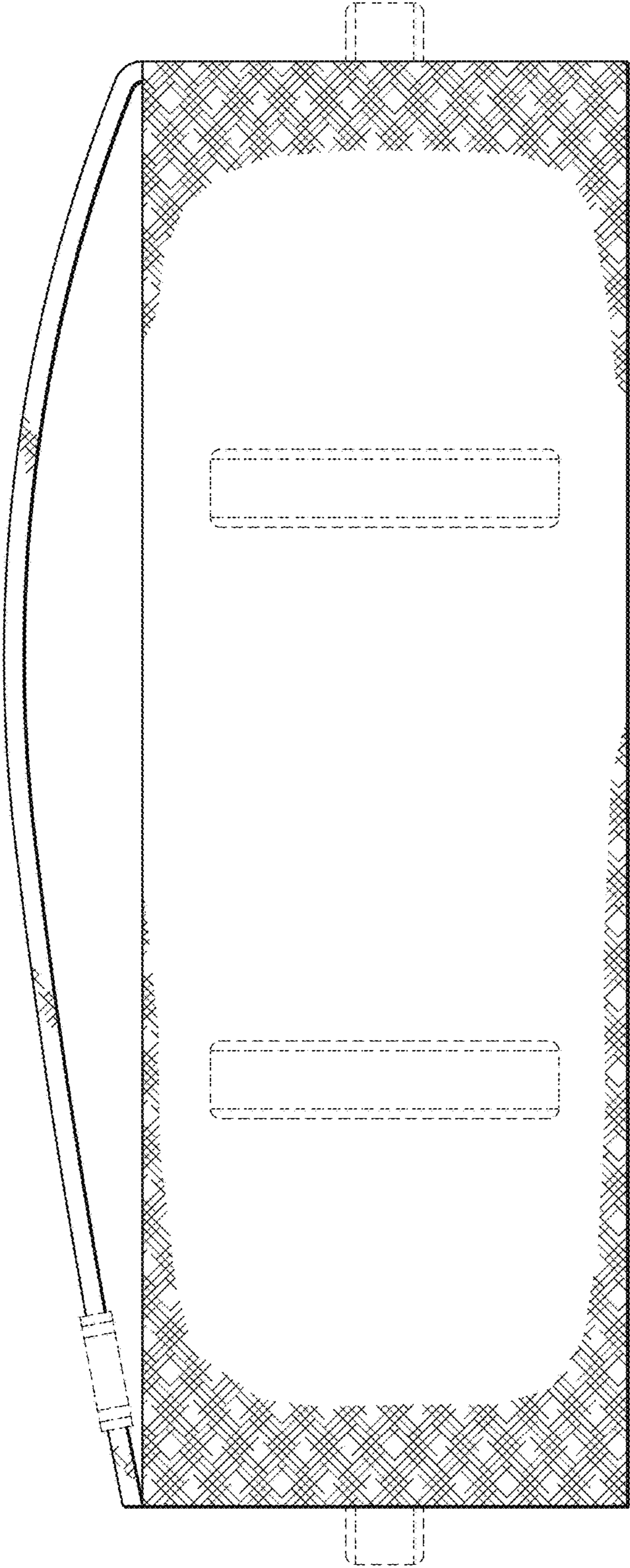


FIG. 4

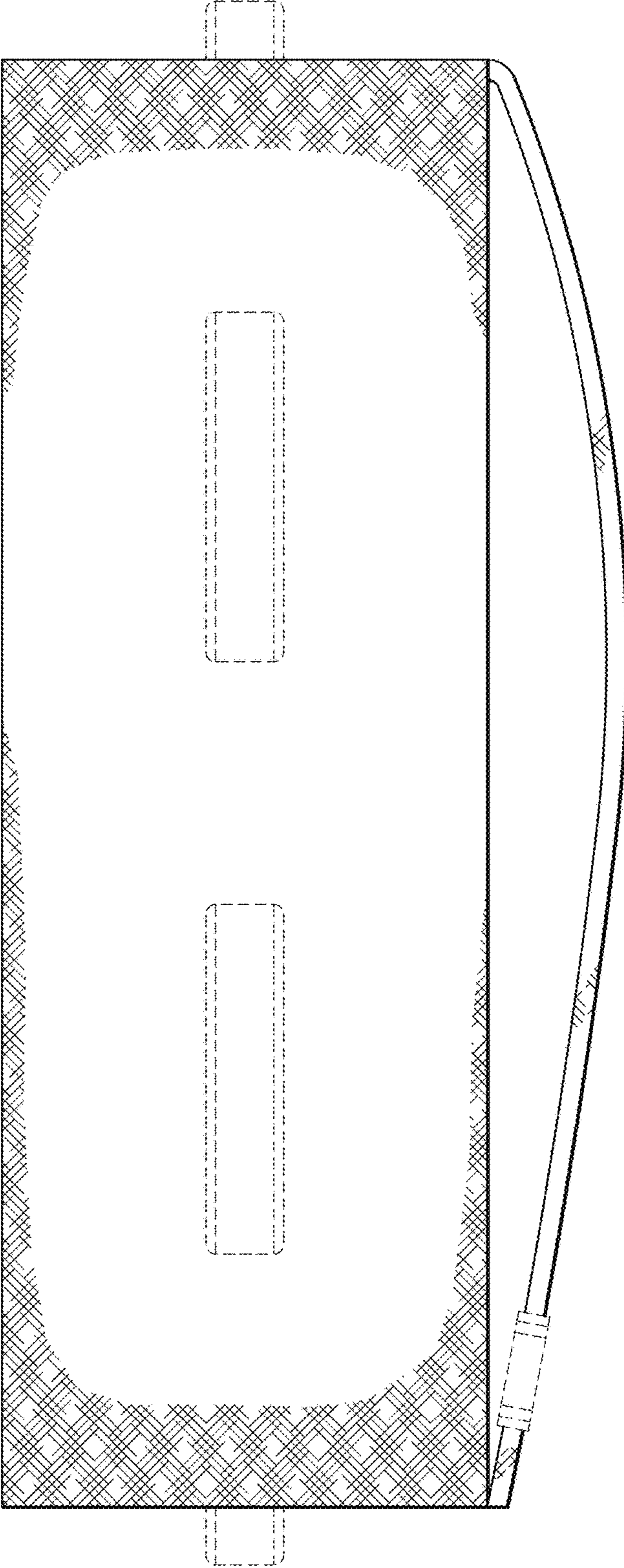


FIG. 5

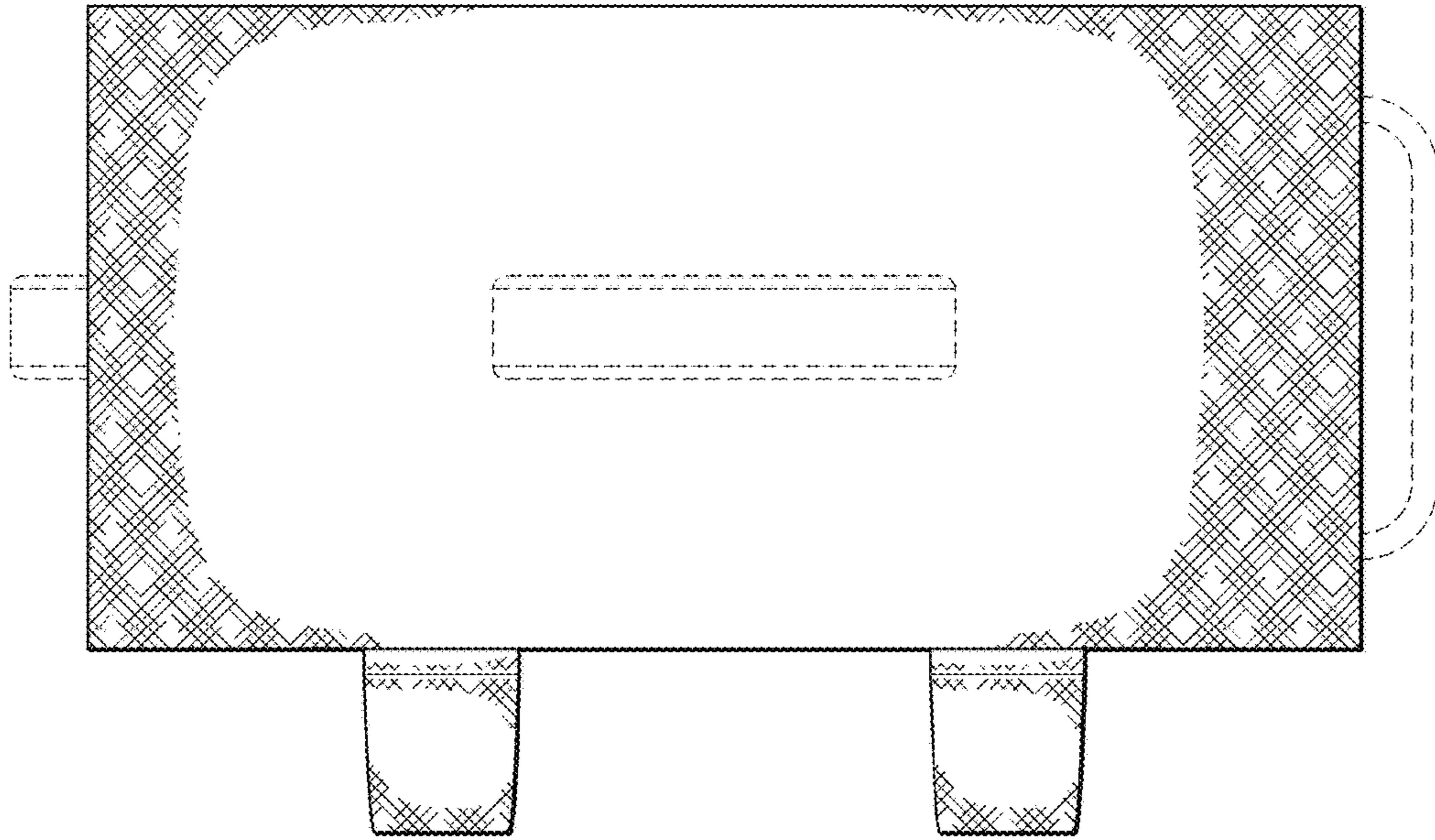


FIG. 6




FIG. 7

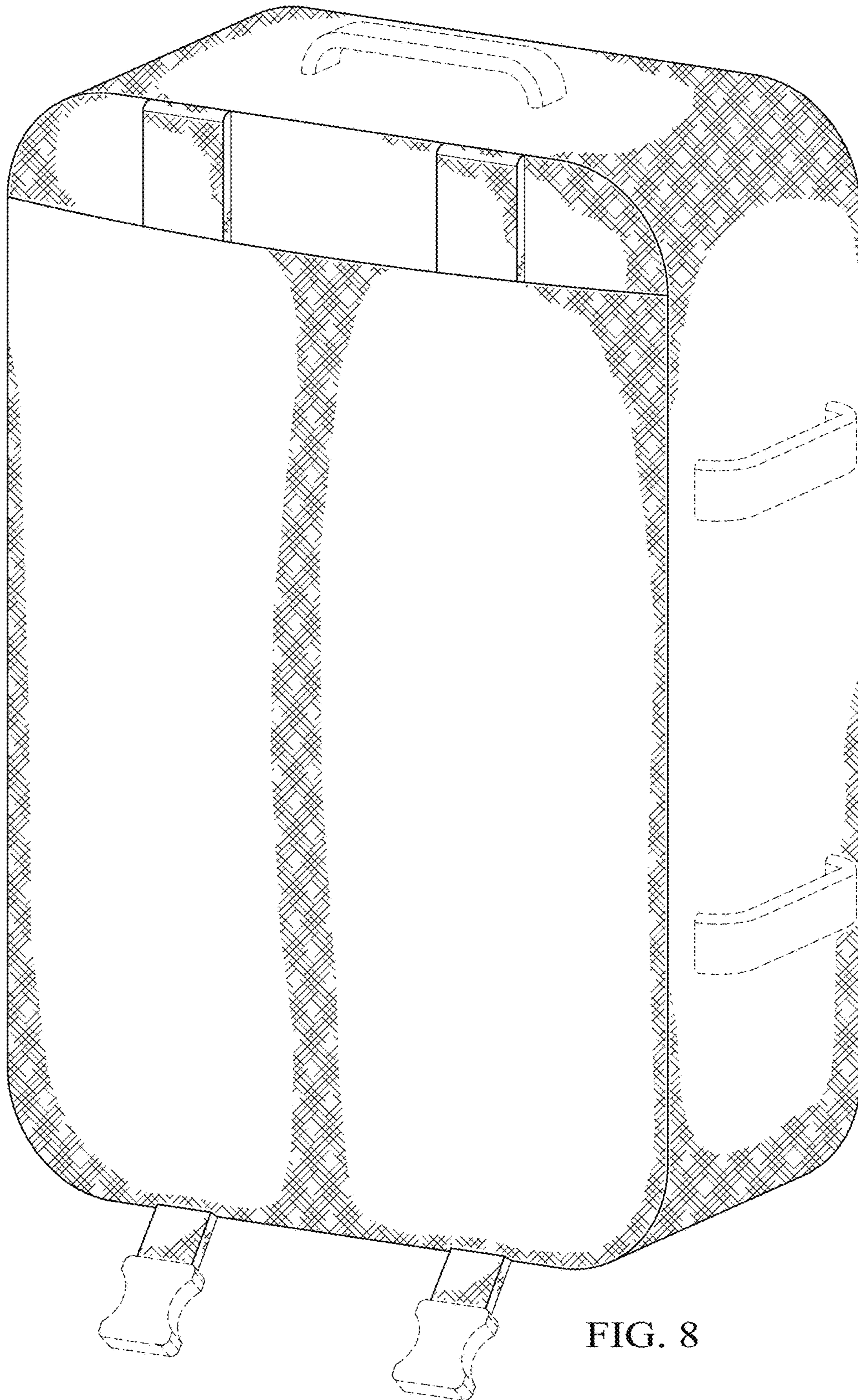


FIG. 8

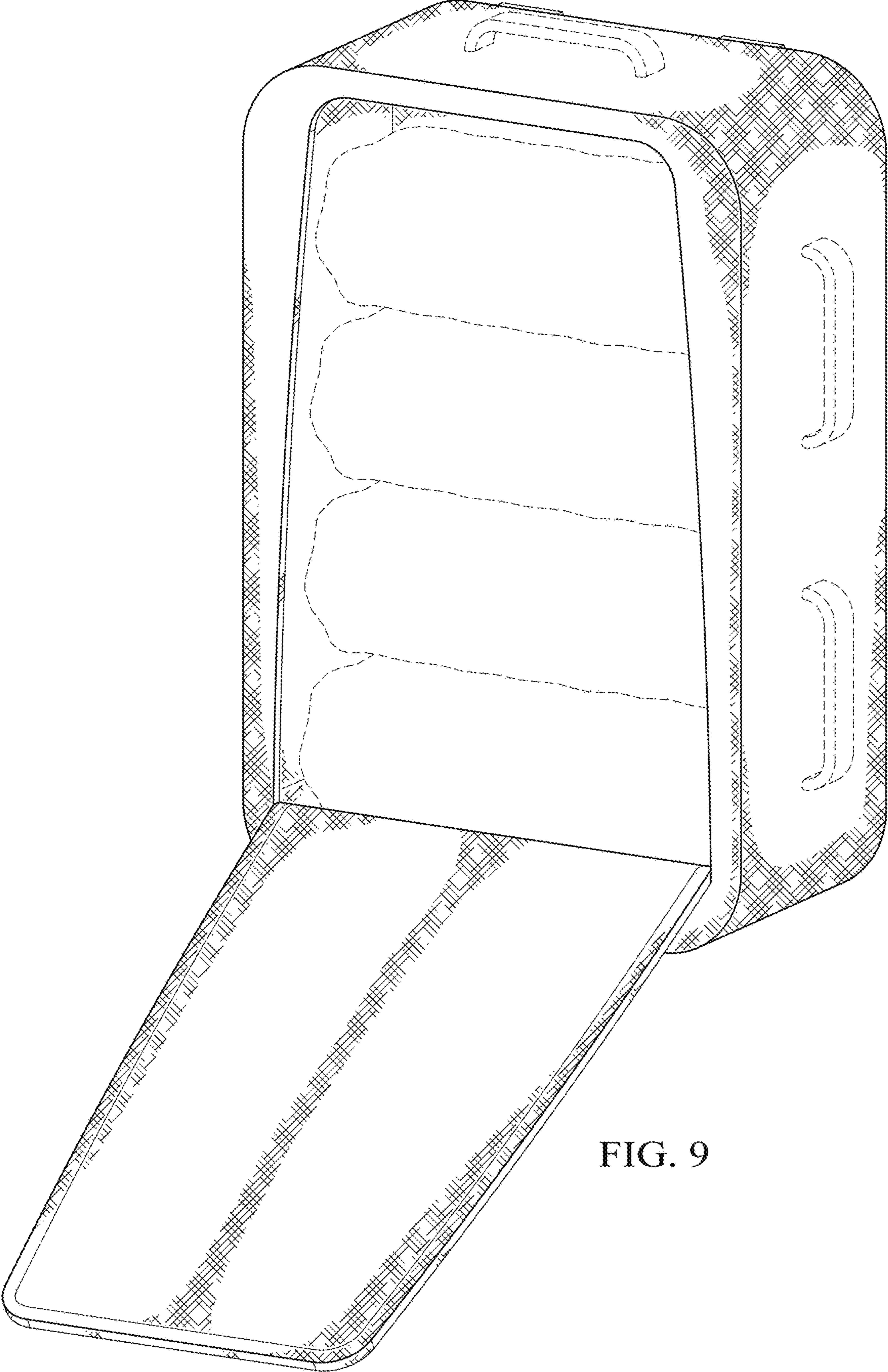


FIG. 9

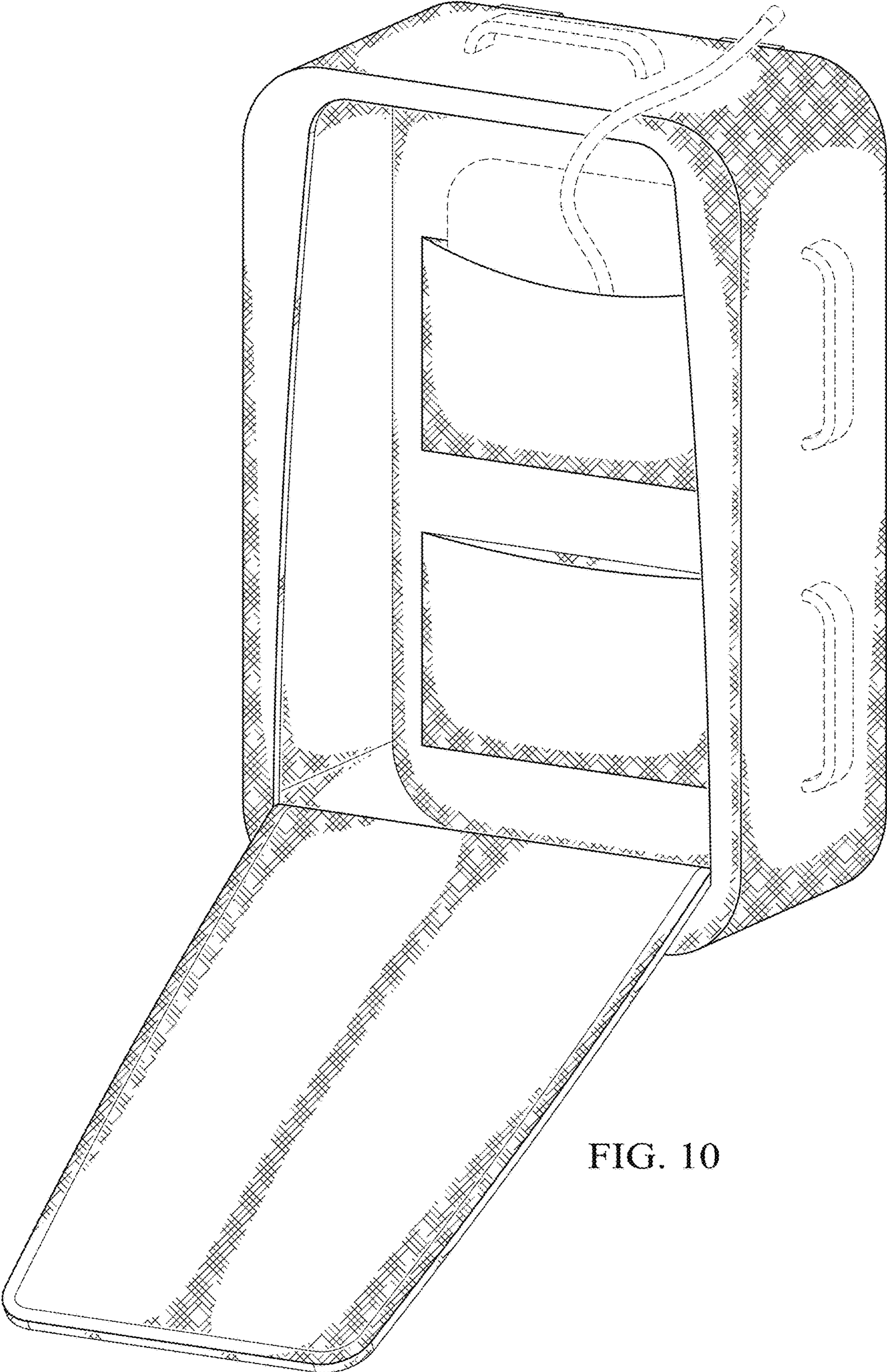


FIG. 10