



US00D821496S

(12) **United States Design Patent** (10) **Patent No.:** **US D821,496 S**
Holden (45) **Date of Patent:** **** Jun. 26, 2018**

(54) **SET OF HOME GARDEN IDENTIFICATION MARKERS**

(71) Applicant: **Karen Holden**, San Diego, CA (US)

(72) Inventor: **Karen Holden**, San Diego, CA (US)

(**) Term: **15 Years**

(21) Appl. No.: **29/547,504**

(22) Filed: **Dec. 4, 2015**

(51) **LOC (11) Cl.** **20-03**

(52) **U.S. Cl.**
USPC **D20/41; D20/30**

(58) **Field of Classification Search**
USPC D20/10, 13-29, 30, 41, 42, 99;
D10/113.4; D8/1; D11/137, 184;
D19/35; D22/108; D99/18
CPC G09F 3/08; G09F 2007/1804; G09F 7/00;
G09F 9/00; G09F 11/00; G09F 13/00;
G09F 13/04; G09F 13/18; G09F 15/00;
G09F 15/0037

See application file for complete search history.

(56) **References Cited**

U.S. PATENT DOCUMENTS

1,208,683	A *	12/1916	Spinks	G09F 7/00 40/606.18
D180,756	S *	8/1957	Winger	D20/41
D181,292	S *	10/1957	Huey	D99/18
5,369,902	A *	12/1994	Minster	G09F 3/12 156/306.6
D408,615	S *	4/1999	Sterr	D11/117
D494,630	S *	8/2004	Taylor	D20/41
D499,766	S *	12/2004	Avilla	D20/29
D631,123	S *	1/2011	Byers	D22/108
D664,595	S *	7/2012	Bennett	D20/13
D734,393	S *	7/2015	Quehl	D19/34
2005/0246928	A1 *	11/2005	Lee	G09F 13/04 40/564

* cited by examiner

Primary Examiner — Mary Ann Calabrese

(74) *Attorney, Agent, or Firm* — Fish & Richardson P.C.

(57) **CLAIM**

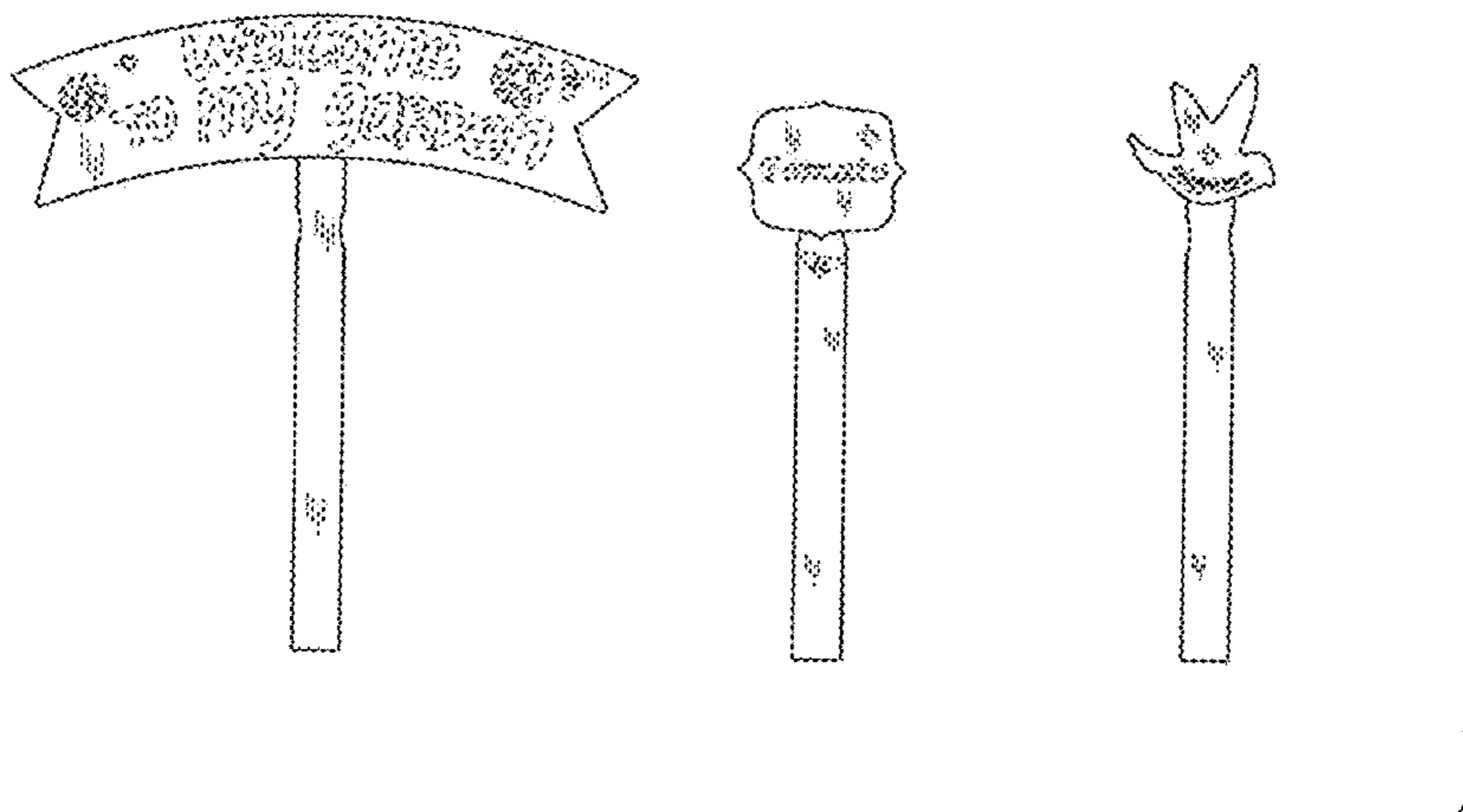
The ornamental design for a set of home garden identification markers, as shown and described.

DESCRIPTION

FIG. 1 is a perspective view from the side of a first marker of a home garden identification set, showing my design; FIG. 2 is a front view of the first marker thereof; FIG. 3 is a back view of the first marker thereof; FIG. 4 is a top view of the first marker thereof; FIG. 5 is a bottom view of the first marker thereof; FIG. 6 is a left side view of the first marker thereof; FIG. 7 is a right side view of the first marker thereof; FIG. 8 is a perspective view from the side of a second marker of a home garden identification set, showing my design; FIG. 9 is a front view of the second marker thereof; FIG. 10 is a back view of the second marker thereof; FIG. 11 is a left side view of the second marker thereof; FIG. 12 is a right side view of the second marker thereof; FIG. 13 is a top view of the second marker thereof; FIG. 14 is a bottom view of the second marker thereof; FIG. 15 is a perspective view from the side of a third marker of a home garden identification set, showing my design; FIG. 16 is a front view of the third marker thereof; FIG. 17 is a back view of the third marker thereof; FIG. 18 is a left side view of the third marker thereof; FIG. 19 is a right side view of the third marker thereof; FIG. 20 is a top view of the third marker thereof; FIG. 21 is a bottom view of the third marker thereof; and, FIG. 22 is a front view of the set of home garden identification markers.

The broken (dash) lines illustrate environmental features that form no part of the claimed design.

1 Claim, 11 Drawing Sheets



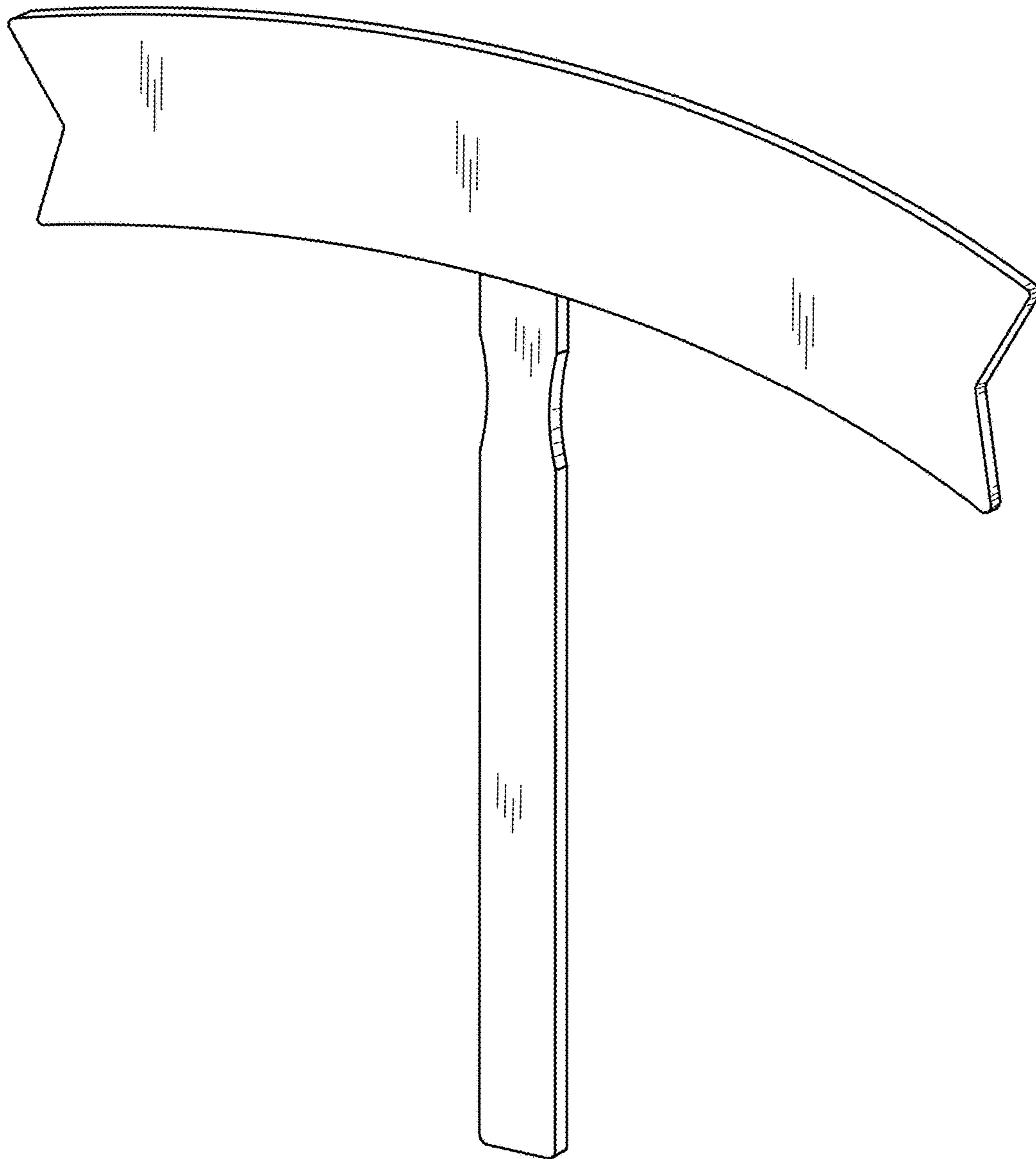


FIG. 1



FIG. 2

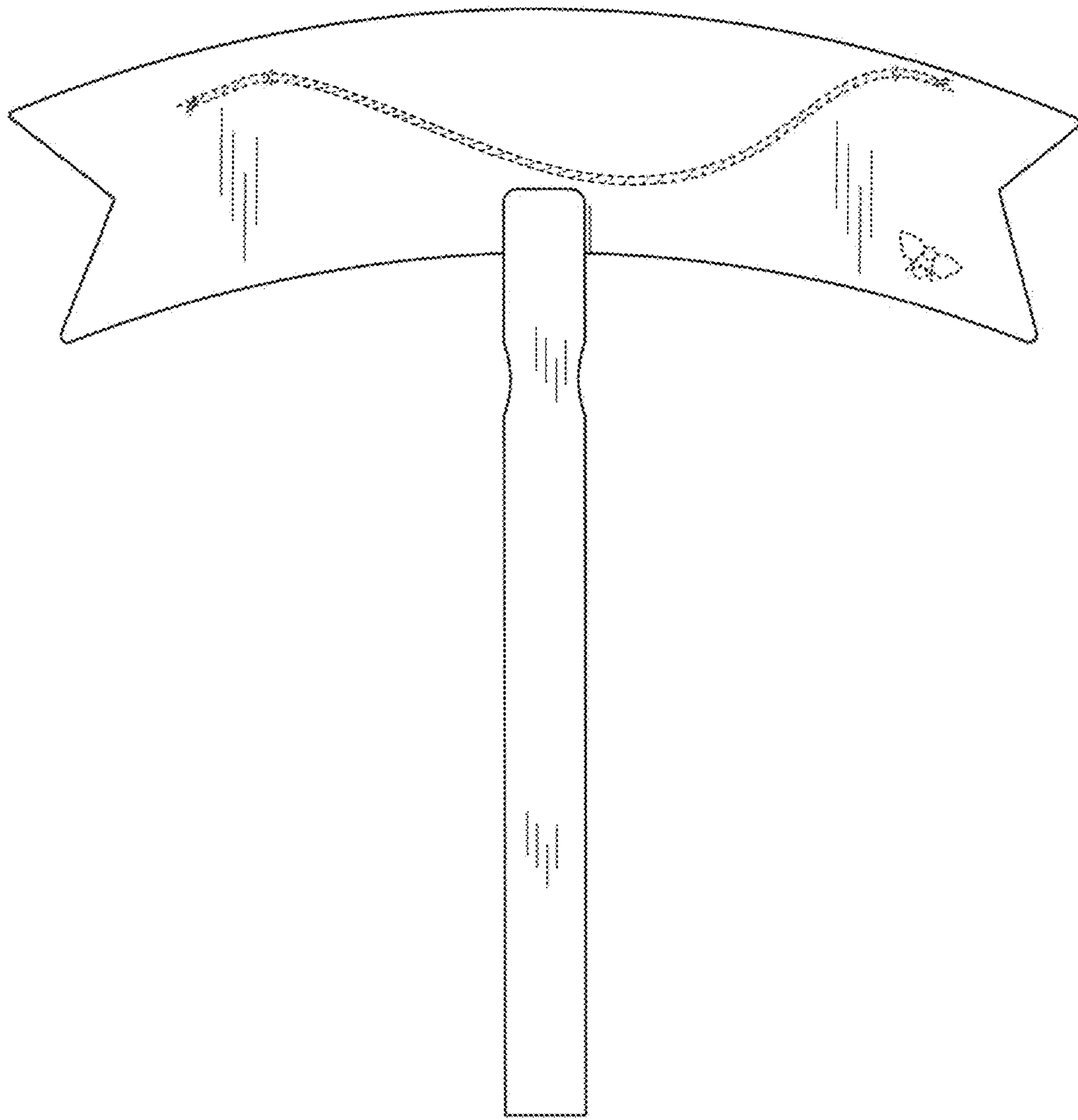


FIG. 3

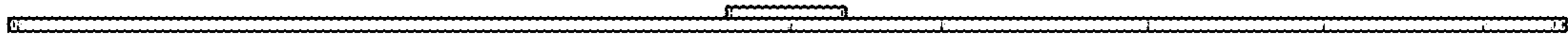


FIG. 4




FIG. 5



FIG. 6



FIG. 7

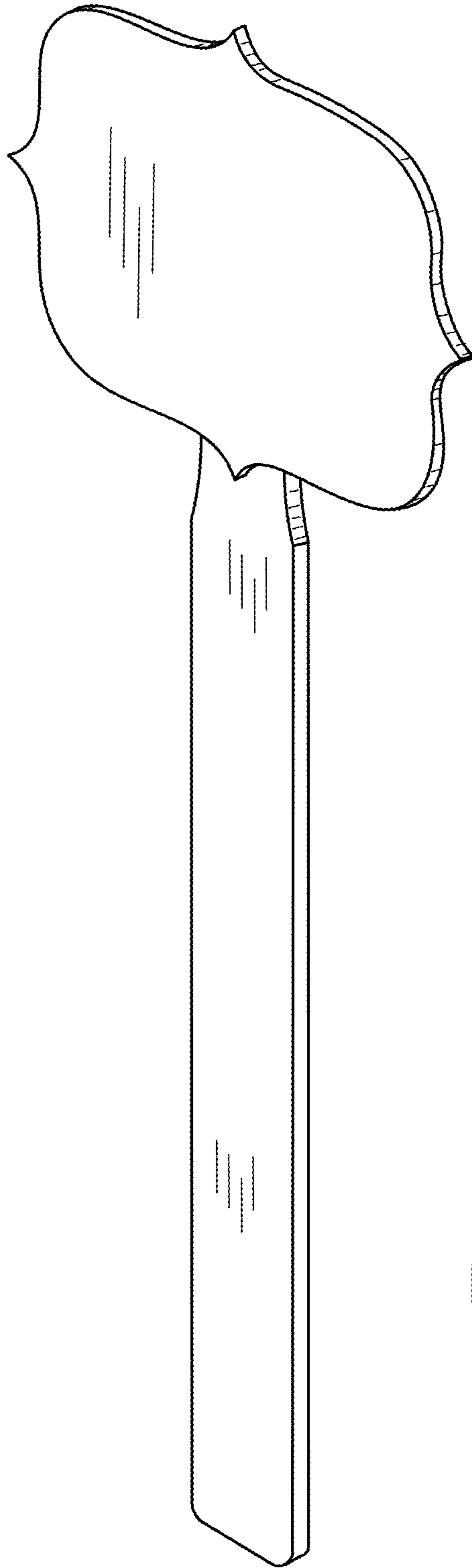


FIG. 8

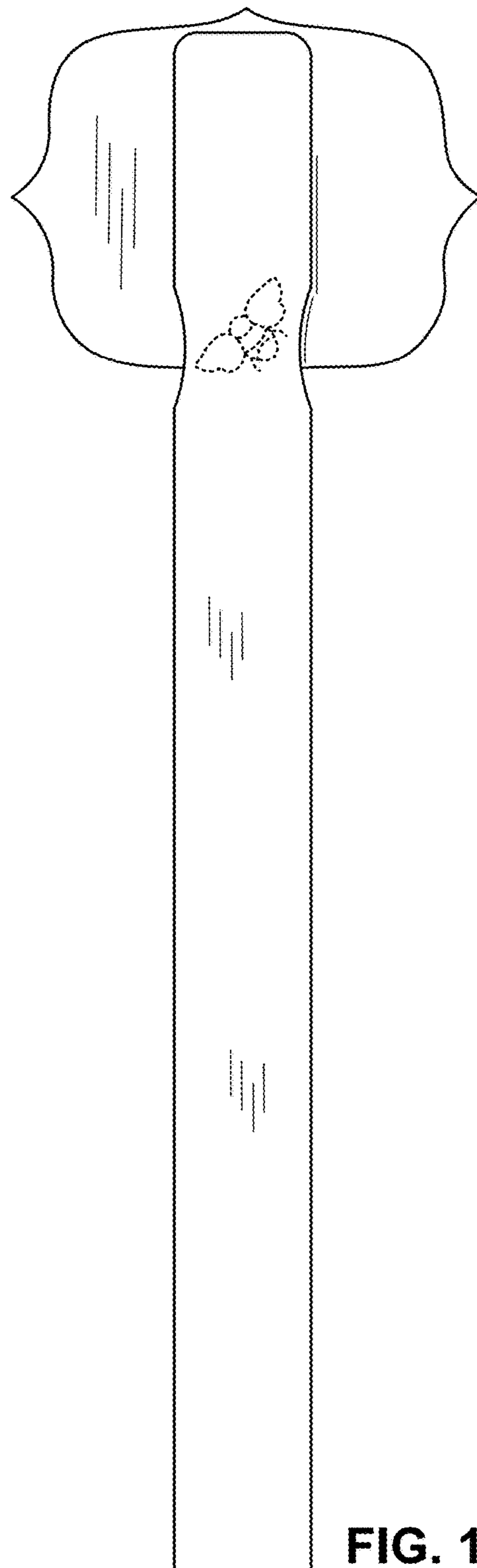
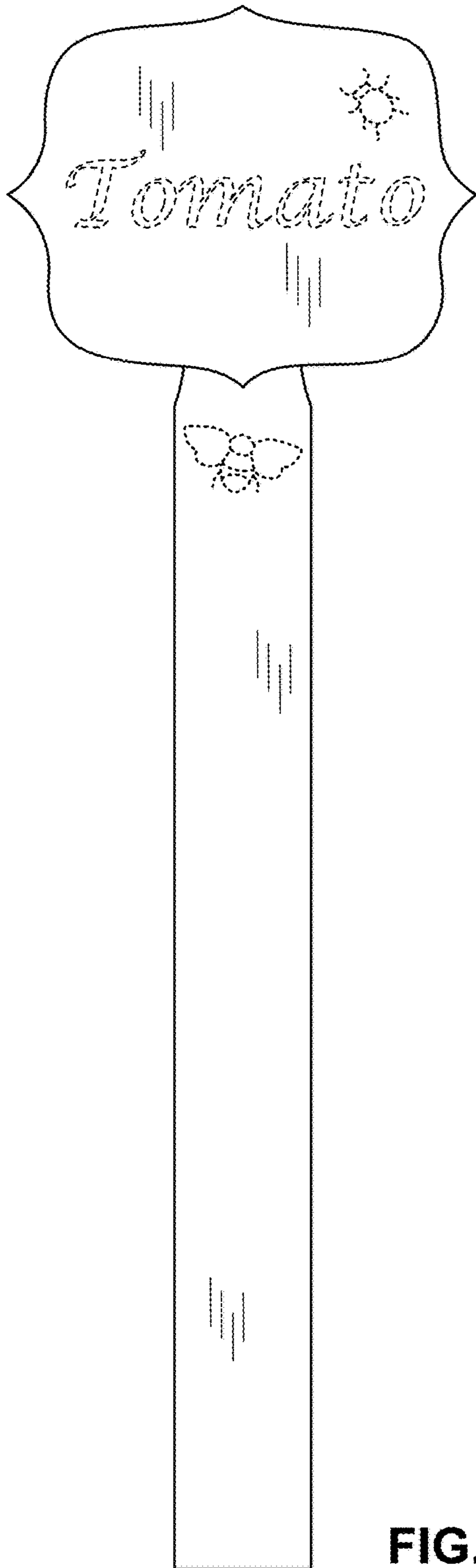




FIG. 11



FIG. 12



FIG. 13



FIG. 14

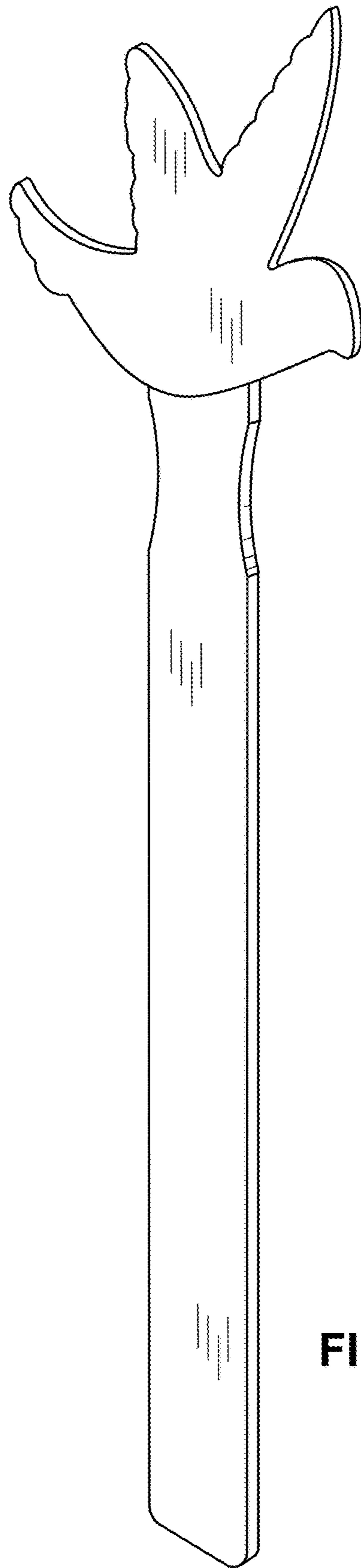


FIG. 15

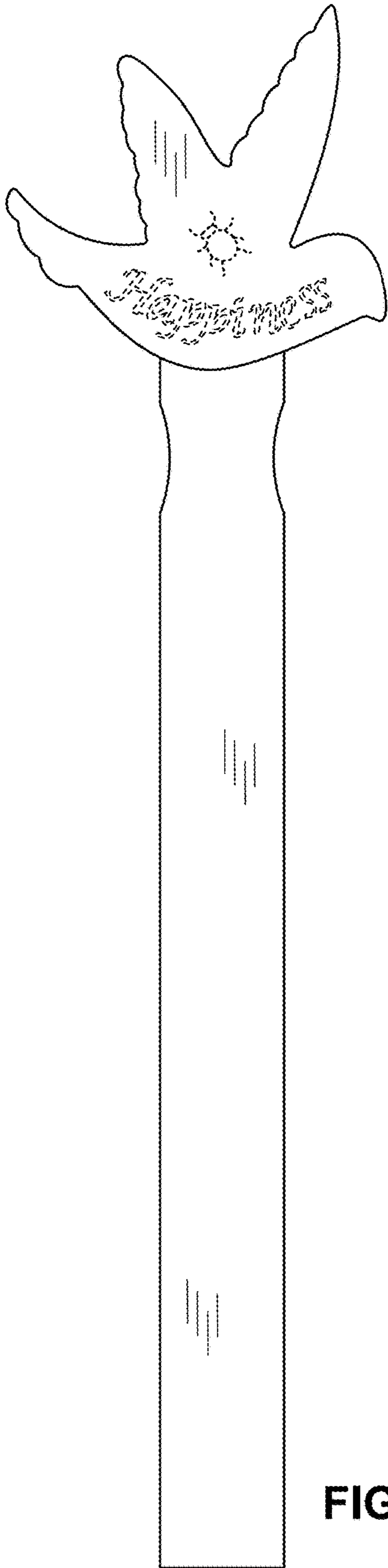


FIG. 16




FIG. 17



FIG. 18



FIG. 19




FIG. 20




FIG. 21

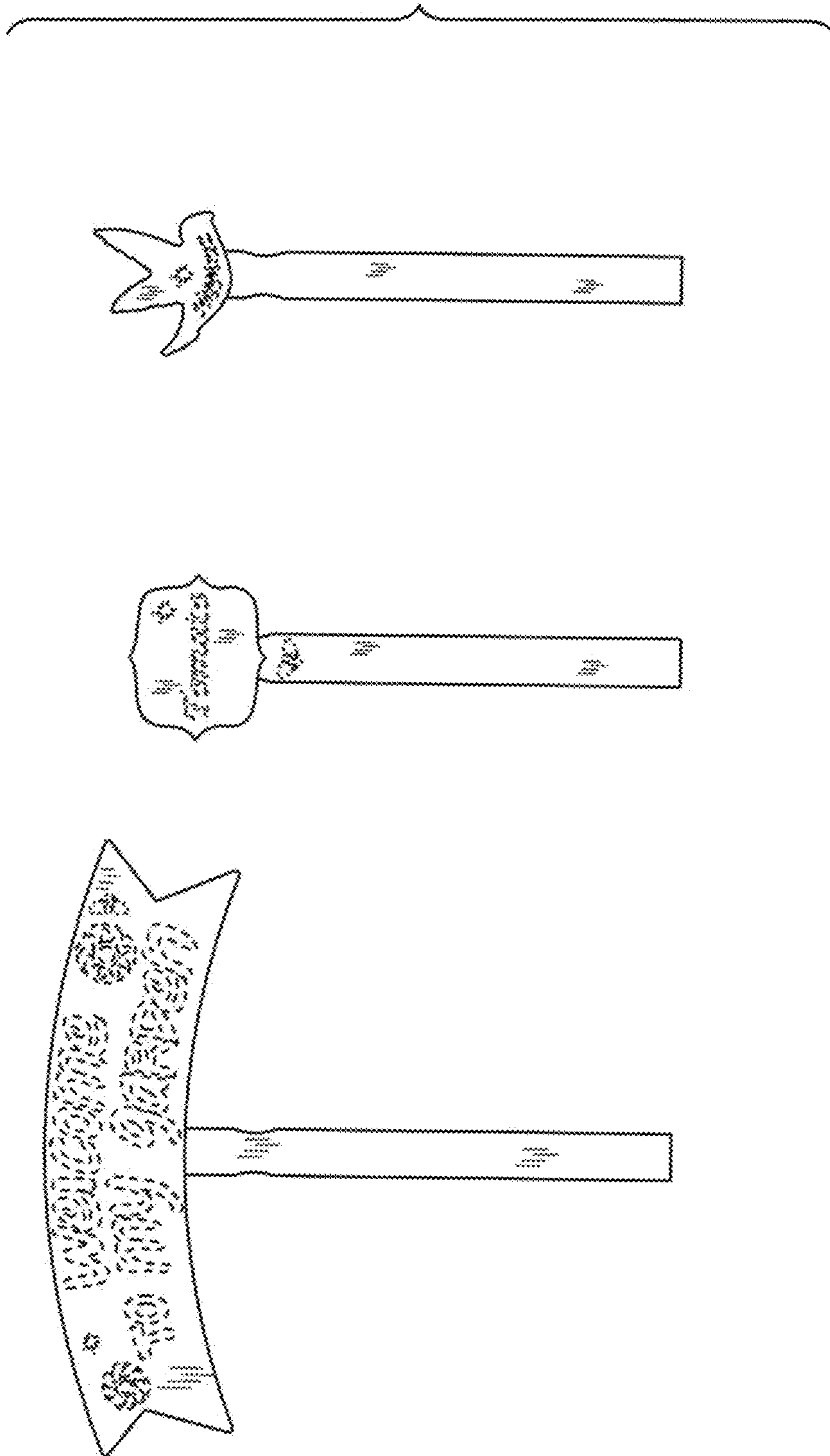


FIG. 22