



US00D821379S

(12) **United States Design Patent**
Cramer et al.

(10) **Patent No.:** **US D821,379 S**
(45) **Date of Patent:** **** Jun. 26, 2018**

(54) **COVER FOR ELECTRONIC COMMUNICATIONS DEVICE**

(71) Applicant: **Alliance Sports Group, L.P.**, Grand Prairie, TX (US)

(72) Inventors: **Steven Cramer**, Redmond, WA (US); **Bobby Bollinger**, Grand Prairie, TX (US); **Jimmy Prieto**, Fort Worth, TX (US); **Brendon Bollinger**, Southlake, TX (US)

(73) Assignee: **Alliance Sports Group, L.P.**, Grand Prairie, TX (US)

(**) Term: **15 Years**

(21) Appl. No.: **29/542,074**

(22) Filed: **Oct. 9, 2015**

(51) **LOC (11) Cl.** **14-03**

(52) **U.S. Cl.**
USPC **D14/250**

(58) **Field of Classification Search**
USPC D14/238.1, 440, 203.3–203.7, 217, 240, D14/447, 250, 251–253, 248, 439;
(Continued)

(56) **References Cited**

U.S. PATENT DOCUMENTS

D613,282 S * 4/2010 Richardson D14/250
D625,303 S * 10/2010 Kim D14/250
(Continued)

FOREIGN PATENT DOCUMENTS

CN 103533115 1/2014
CN 103731525 4/2014
(Continued)

OTHER PUBLICATIONS

iLounge Review: NEBO CaseBrite for iPhone 6 Plus/6s Plus, published on Jan. 22, 2016, URL:<<http://www.ilounge.com/index.php/reviews/entry/nebo-casebrite-for-iphone-6-plus-6s-plus>>, retrieved from internet on Aug. 6, 2017.*

Primary Examiner — Carla Jobe Wright

(74) *Attorney, Agent, or Firm* — Thorpe North & Western LLP

(57) **CLAIM**


The ornamental design for a cover for electronic communications device, as shown and described.

DESCRIPTION

FIG. 1 is a front perspective view of a cover for electronic communications device showing my new design; FIG. 2 is a rear perspective view of the cover for electronic communications device of FIG. 1; FIG. 3 is a front elevation view of the cover for electronic communications device of FIG. 1; FIG. 4 is a rear elevation view of the cover for electronic communications device of FIG. 1; FIG. 5 is a side elevation view of the cover for electronic communications device of FIG. 1; FIG. 6 is an opposite side elevation view of the cover for electronic communications device of FIG. 1; FIG. 7 is a top plan view of the cover for electronic communications device of FIG. 1; and, FIG. 8 is a bottom plan view of the cover for electronic communications device of FIG. 1.

The broken lines immediately adjacent the shaded regions represent the bounds of the claimed design. All other broken lines depict environmental subject matter that forms no part of the claimed design. The broken lines and unshaded regions bounded by broken lines form no part of the claimed design.

1 Claim, 5 Drawing Sheets



US D821,379 S

Page 2

(58) **Field of Classification Search**

USPC D3/201, 218, 247, 269, 273, 301, 303;
D13/103, 107-108, 119
CPC H04B 1/3888; H04M 1/0283; H04M
1/0202; A45C 1/06; A45C 2011/002;
A45C 11/00; A45C 13/02; A45F
2005/026; A45F 2200/0525; A45F
2200/0516

See application file for complete search history.

(56) **References Cited**

U.S. PATENT DOCUMENTS

D657,782 S * 4/2012 Biller D14/250
D668,458 S * 10/2012 Lee D3/303
8,428,644 B1 4/2013 Harooni
D689,852 S * 9/2013 Azoulay D14/250
D691,124 S * 10/2013 Yang D14/250
D692,419 S * 10/2013 Rayner D14/250
D735,184 S * 7/2015 Lee D14/250
D735,703 S * 8/2015 Reivo D14/248
D739,394 S * 9/2015 Rayner D14/250
D756,343 S * 5/2016 Wall D14/250
9,467,190 B1 10/2016 Cramer
9,571,630 B2 * 2/2017 Jung G06F 1/1626
D781,832 S * 3/2017 Snitko D14/250
9,673,852 B1 * 6/2017 Crossley H04B 1/3888
9,722,657 B2 * 8/2017 Cramer H04B 1/3888

2003/0095374 A1 5/2003 Richardson
2009/0181729 A1 7/2009 Griffin, Jr. et al.
2011/0050606 A1* 3/2011 Zhang H04M 1/0202
345/173
2013/0111711 A1* 5/2013 Haase A45F 5/00
24/307
2013/0273944 A1 10/2013 Wilson et al.
2013/0301235 A1 11/2013 Harooni
2014/0045561 A1* 2/2014 Liu H04M 1/0202
455/575.8
2015/0045012 A1 2/2015 Siminou
2015/0311939 A1 10/2015 Zalon
2016/0036479 A1* 2/2016 Lin H04M 1/04
455/575.8
2016/0286025 A1* 9/2016 Elgrissy H04M 1/72527
2016/0315650 A1* 10/2016 Cramer H04B 1/3888
2017/0134065 A1* 5/2017 Cramer H04B 1/3888

FOREIGN PATENT DOCUMENTS

CN 103873614 6/2014
JP 2007/108302 4/2007
KR 20080079057 8/2008
KR 20120140328 12/2012
KR 2015/0009409 A 1/2015
WO WO 2013/154857 10/2013
WO WO 2014/020362 2/2014
WO WO 2014/046362 3/2014

* cited by examiner

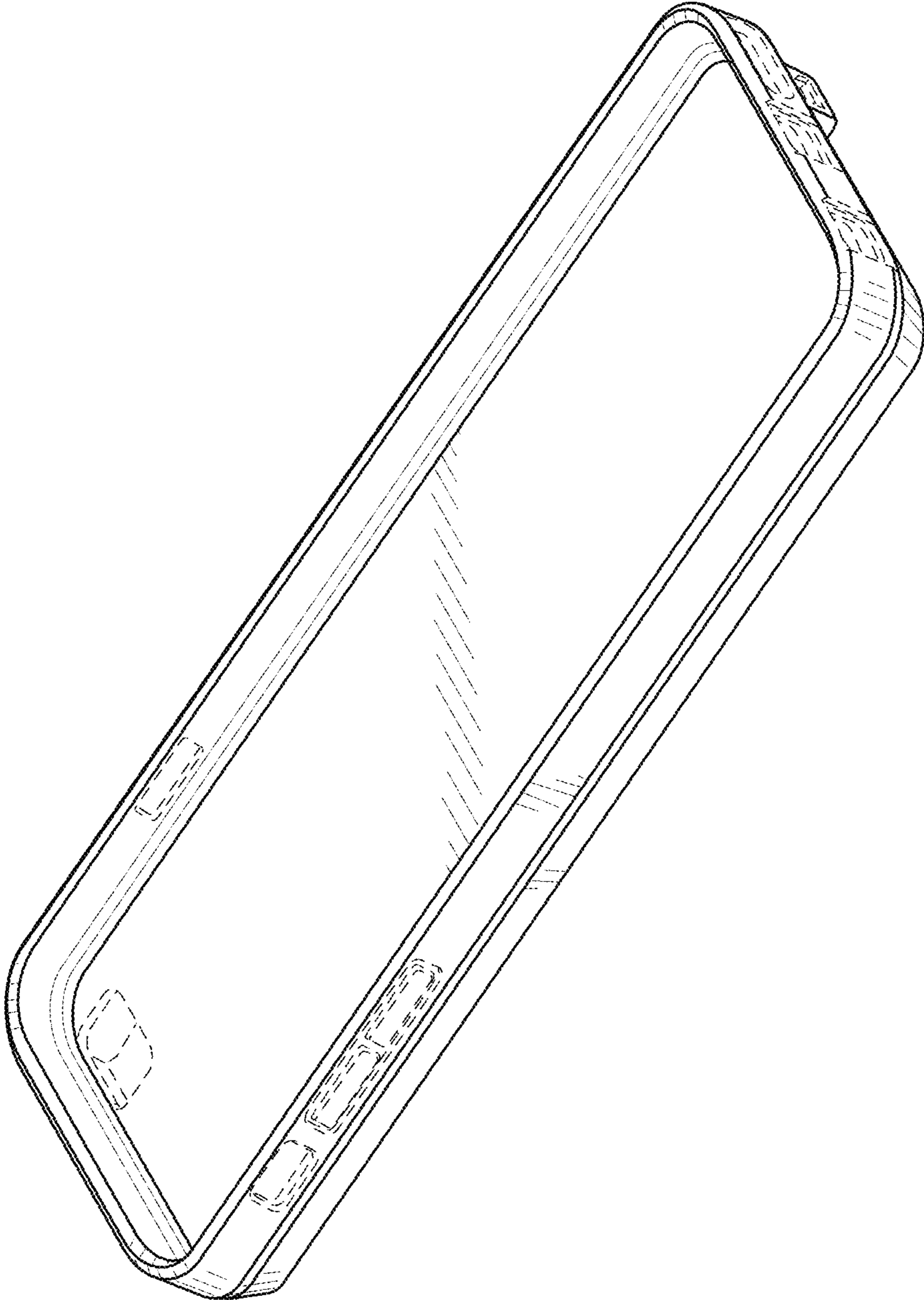


FIG. 1

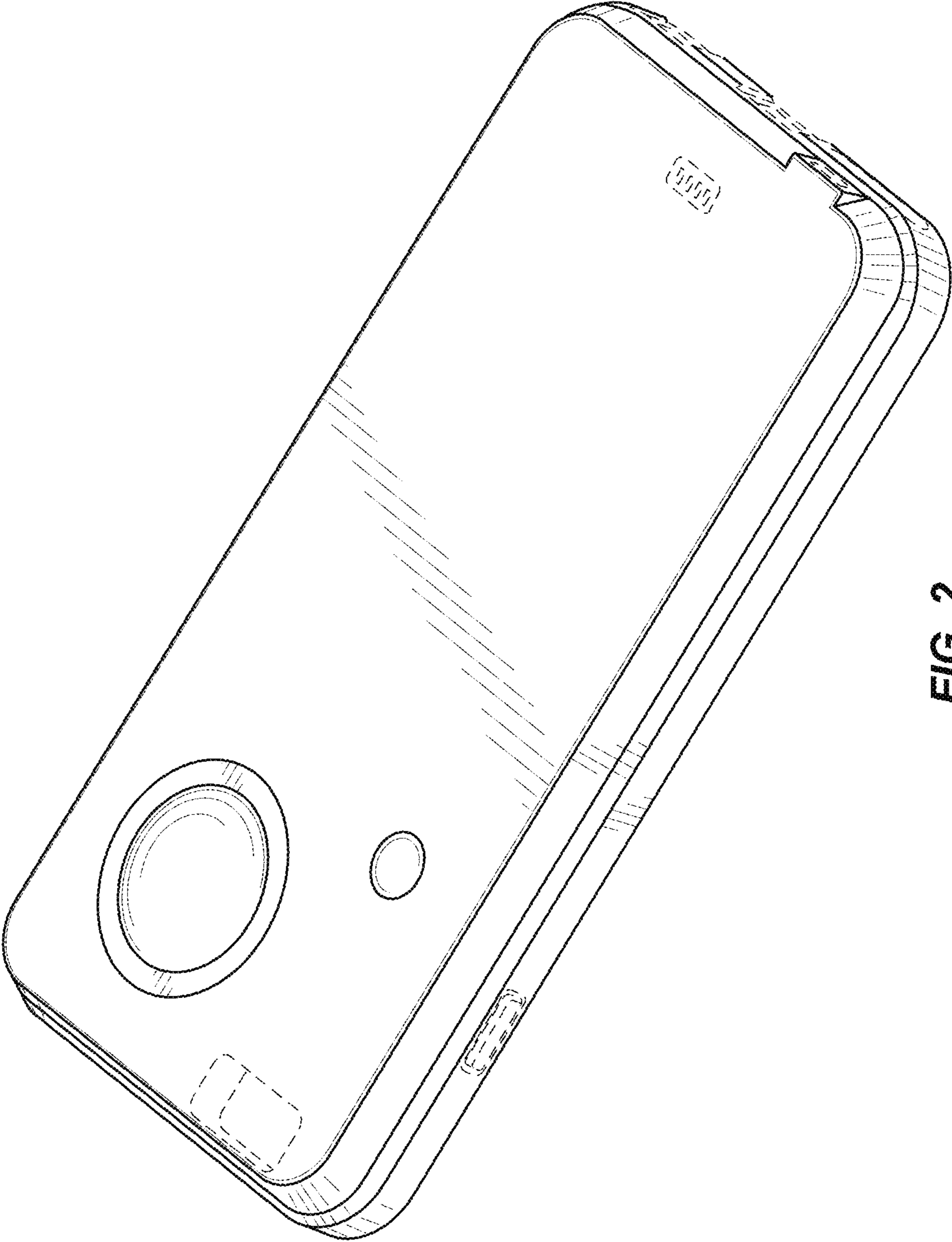


FIG. 2




FIG. 3




FIG. 4

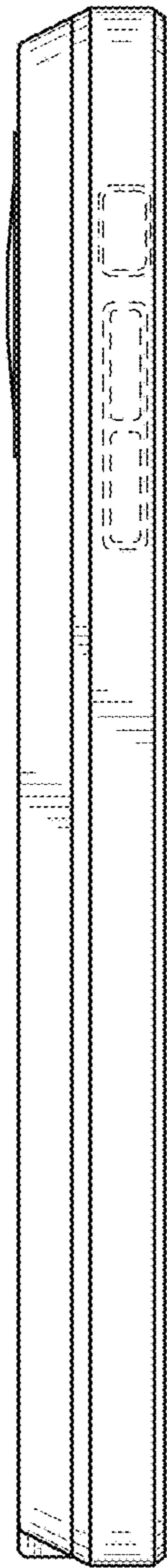


FIG. 5




FIG. 6

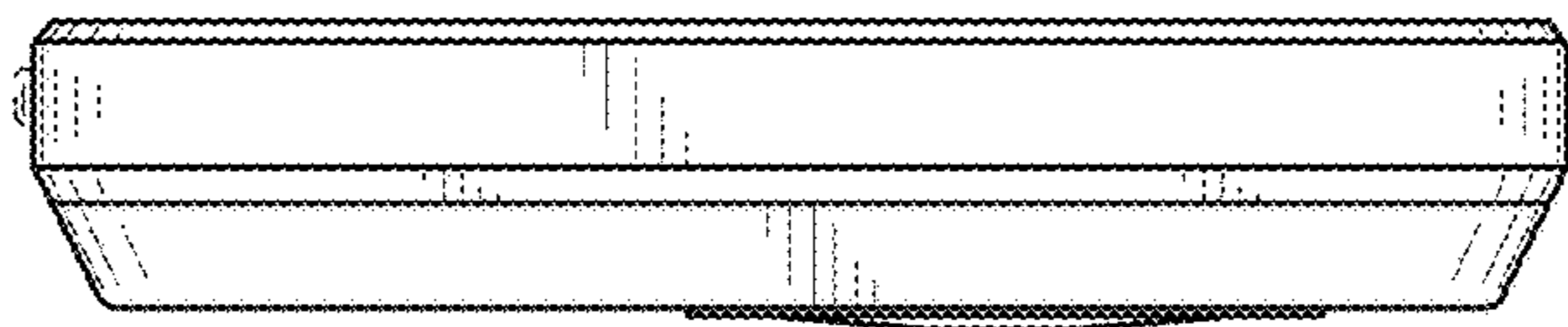


FIG. 7



FIG. 8