



US00D821339S

(12) **United States Design Patent**
McCurley et al.

(10) **Patent No.:** **US D821,339 S**
(45) **Date of Patent:** **** Jun. 26, 2018**

(54) **COUPLING FEATURE ON A CIRCUIT BOARD**

4,490,422 A * 12/1984 Pascher B29C 61/10
138/156

(71) Applicants: **Matthew Robert McCurley**, Atlanta, GA (US); **Paul Wayne Lewis, Jr.**, Sharpsburg, GA (US)

H921 H * 5/1991 Wannemacher, Jr. H05K 1/0271
361/760

(72) Inventors: **Matthew Robert McCurley**, Atlanta, GA (US); **Paul Wayne Lewis, Jr.**, Sharpsburg, GA (US)

5,148,350 A * 9/1992 Chan H05K 7/1427
174/377

(73) Assignee: **Cooper Technologies Company**, Houston, TX (US)

5,268,820 A 12/1993 Tseng
D359,444 S 6/1995 Johansson
5,458,497 A 10/1995 Yasumara
5,612,680 A * 3/1997 DeSanto G01R 31/021
29/755

(**) Term: **15 Years**

5,691,504 A 11/1997 Sands et al.
D415,112 S * 10/1999 Henry D13/155
6,005,775 A 12/1999 Chiu
D432,096 S * 10/2000 Jeon D13/182

(Continued)

(21) Appl. No.: **29/534,808**

Primary Examiner — Thomas Johannes

(22) Filed: **Jul. 31, 2015**

Assistant Examiner — Shawn T Gingrich

(51) **LOC (11) Cl.** **13-03**

(74) *Attorney, Agent, or Firm* — King & Spalding LLP

(52) **U.S. Cl.**
USPC **D13/182**

(57) **CLAIM**

(58) **Field of Classification Search**

The ornamental design for a coupling feature on a circuit board, as shown and described.

USPC D13/100, 101, 103, 110, 118, 123, 133,
D13/147, 173, 180, 182, 184, 199;
D21/540, 564, 565; D8/356
CPC A63H 18/00; A63H 18/02; H05K 7/00;
H05K 7/14; H05K 7/1417; H05K 7/1427;
H05K 7/20; H05K 5/0217; H05K 5/00;
H05K 1/02; H05K 5/0026; H05K
2201/1028; H05K 2201/10325; H05K
7/141; H05K 9/00; H01R 43/00; H01R
13/62; H01R 13/64; H01R 12/00; H01R
9/09; H01R 9/091; H01L 27/01; H01L
27/13; F21S 4/22; F21S 4/24; F21V 5/00;
F21V 21/005

DESCRIPTION

See application file for complete search history.

FIG. 1 is a front perspective view of a pair of coupling features on a circuit board, showing my new design; FIG. 2 is a top plan view thereof; FIG. 3 is a bottom plan view thereof; FIG. 4 is a front elevation view thereof, the rear elevation view thereof being identical; and, FIG. 5 is a front perspective view thereof in an unclaimed environment of use.

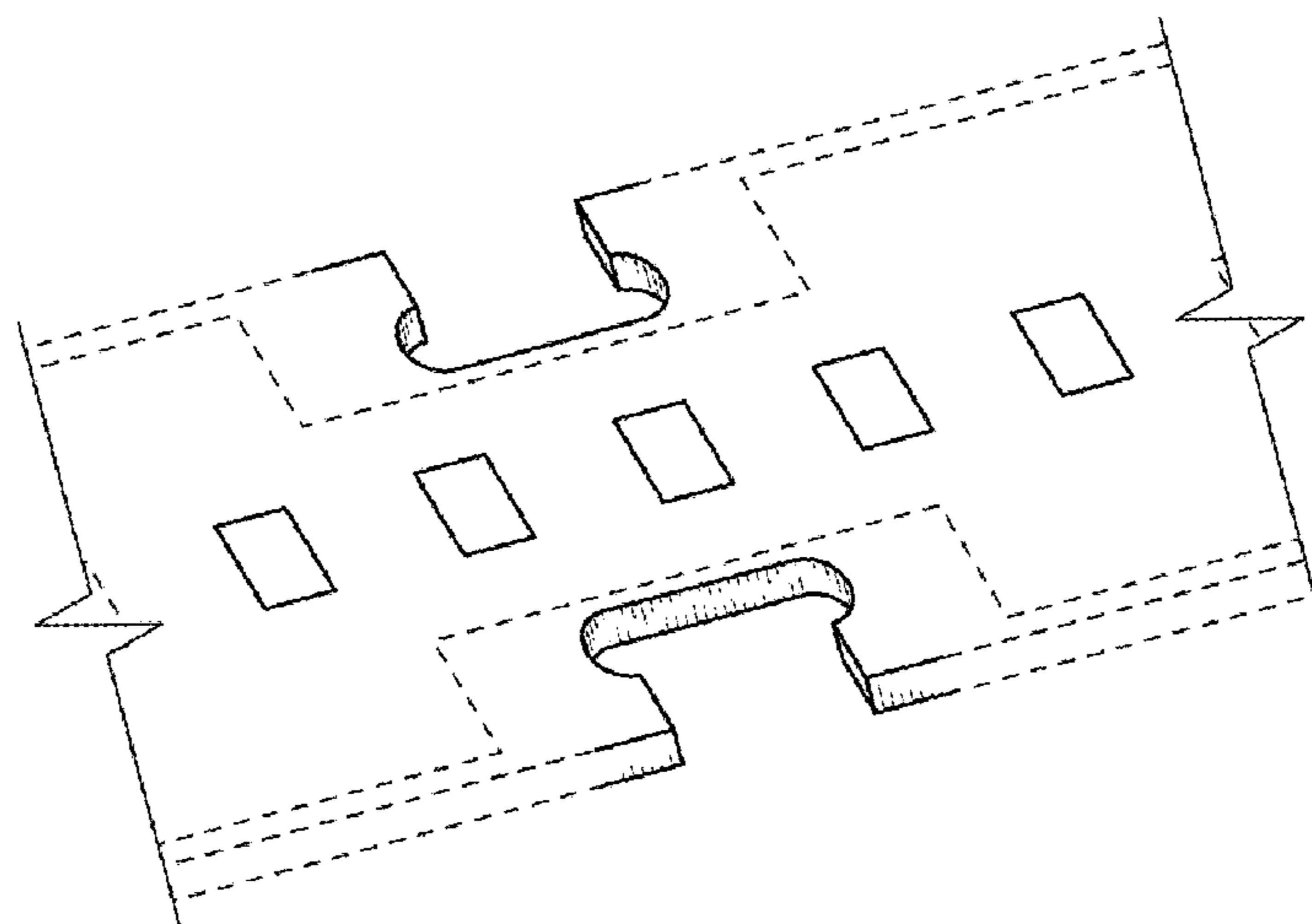
The broken lines shown in the figures represent unclaimed subject matter and form no part of the claimed design. The circuit board is shown with a symbolic break in its length, represented by a jagged break line. The appearance of any portion of the article beyond the break line forms no part of the claimed design.

(56) **References Cited**

U.S. PATENT DOCUMENTS

3,927,707 A 12/1975 Wright
4,314,433 A 2/1982 Hulcombe

1 Claim, 2 Drawing Sheets



(56)

References Cited

U.S. PATENT DOCUMENTS

6,398,121 B1 *	6/2002	Morgan	A63H 19/30 238/10 B	2007/0201191 A1	8/2007	Takahashi	
6,544,047 B2	4/2003	Moore			2007/0279884 A1	12/2007	Hardt	
D525,213 S *	7/2006	Enderlein	D13/182	2008/0007931 A1	1/2008	Hartman	
D541,752 S *	5/2007	Van Haaster	D13/153	2008/0102655 A1	5/2008	Lin	
D557,668 S *	12/2007	Sisson	D13/182	2008/0227326 A1	9/2008	Hsu	
D560,474 S	1/2008	Thru			2010/0200273 A1 *	8/2010	Seil H02G 3/32 174/135
D574,338 S *	8/2008	Karlicek	D13/179	2011/0033231 A1 *	2/2011	Sauer A47B 96/067 403/348
D628,459 S	12/2010	Minkley			2011/0147542 A1 *	6/2011	Hoek F16L 3/223 248/68.1
D638,692 S *	5/2011	Hoek	D8/356	2013/0207740 A1 *	8/2013	Kato H01P 3/082 333/33
D656,811 S	4/2012	Giordano			2014/0146502 A1 *	5/2014	Sun H05K 7/1417 361/767
D663,612 S	7/2012	Pelc			2014/0160715 A1	6/2014	Wacker	
D691,873 S *	10/2013	Ganski	D8/356	2015/0092403 A1 *	4/2015	Ono F21V 21/005 362/223
D711,727 S *	8/2014	Sauer	D8/382	2016/0377257 A1 *	12/2016	Xu F21V 5/08 362/224
D713,362 S *	9/2014	Sinai	D13/180	2017/0034941 A1 *	2/2017	McCurley H05K 1/02
D729,611 S	5/2015	Schmidt			2017/0045187 A1 *	2/2017	Li F21S 4/24
D734,653 S	7/2015	Martin			2017/0122507 A1 *	5/2017	Hoffman F21S 4/22
D750,471 S *	3/2016	Achenbach	D8/356	2017/0198889 A1 *	7/2017	Li F21V 21/005
9,482,892 B2	11/2016	Lai			2017/0287883 A1 *	10/2017	Marutani H01L 25/0753
9,549,491 B2	1/2017	Kurita			2018/0007801 A1 *	1/2018	Coffey H05K 5/0026
9,820,402 B2	11/2017	McCurley						
2002/0121008 A1	9/2002	Meyer						
2004/0120126 A1	6/2004	Chen						
2004/0257783 A1	12/2004	Hsu						
2006/0113184 A1 *	6/2006	Park	C25D 5/022 204/263				

* cited by examiner

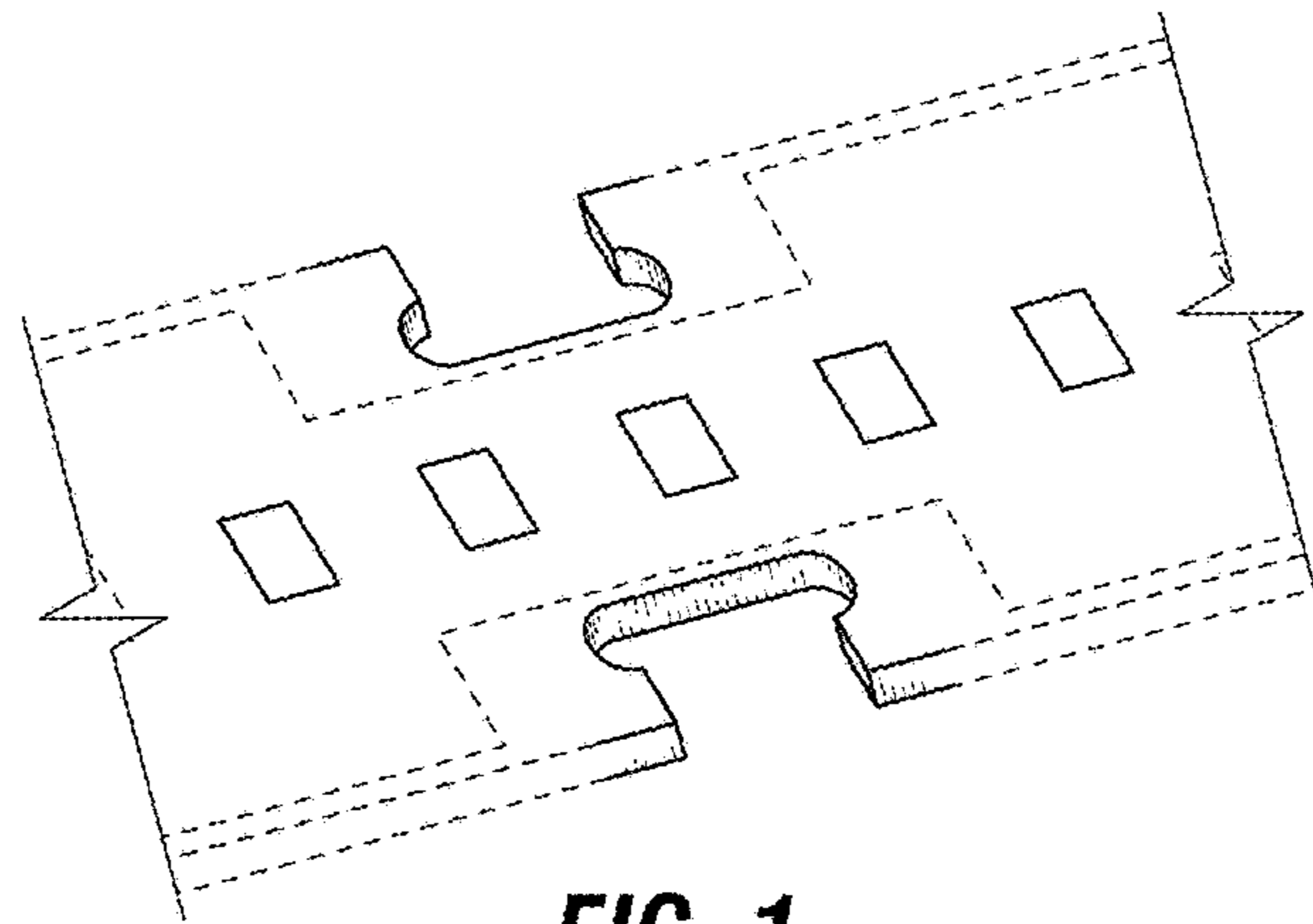


FIG. 1

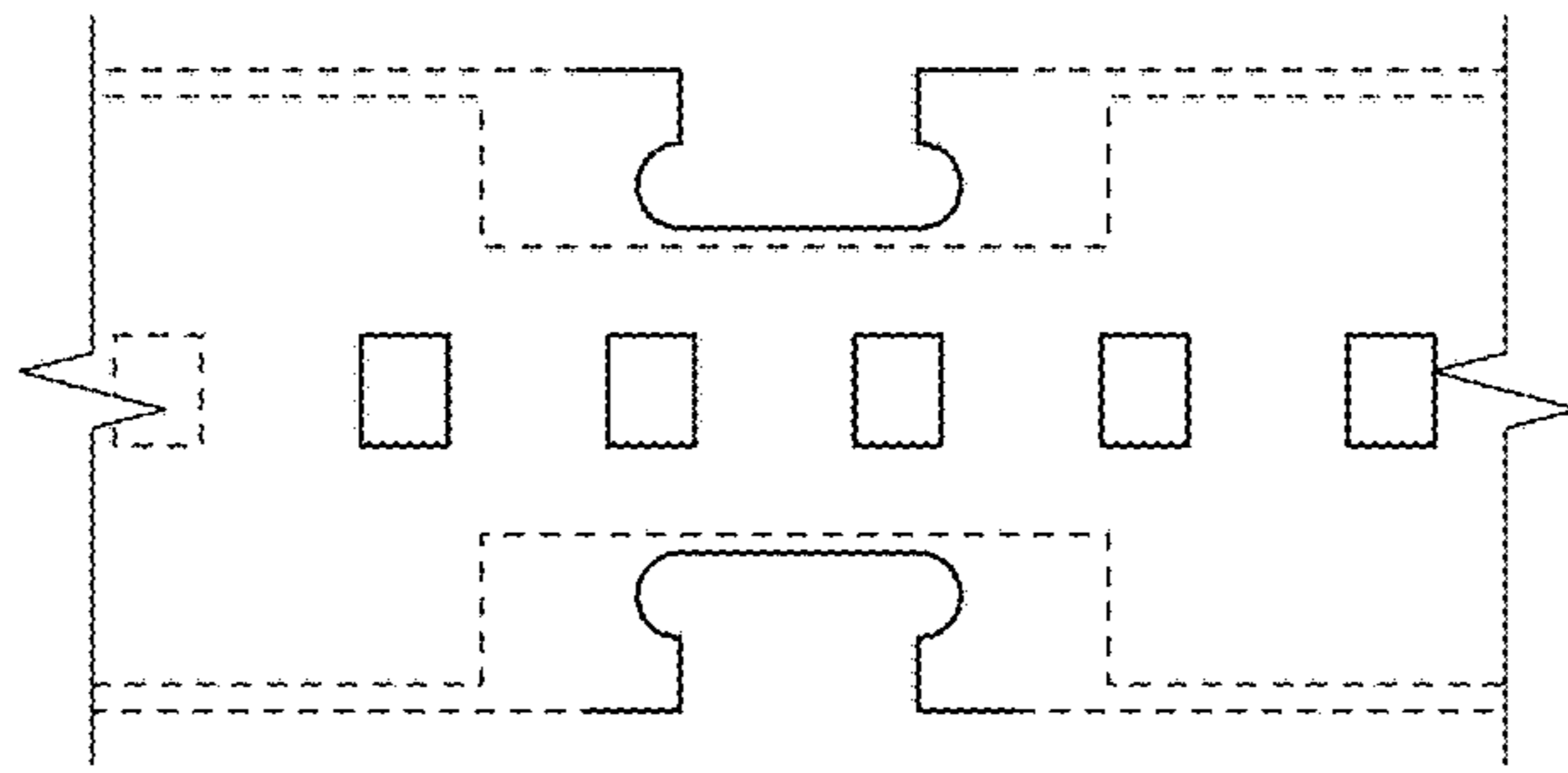


FIG. 2

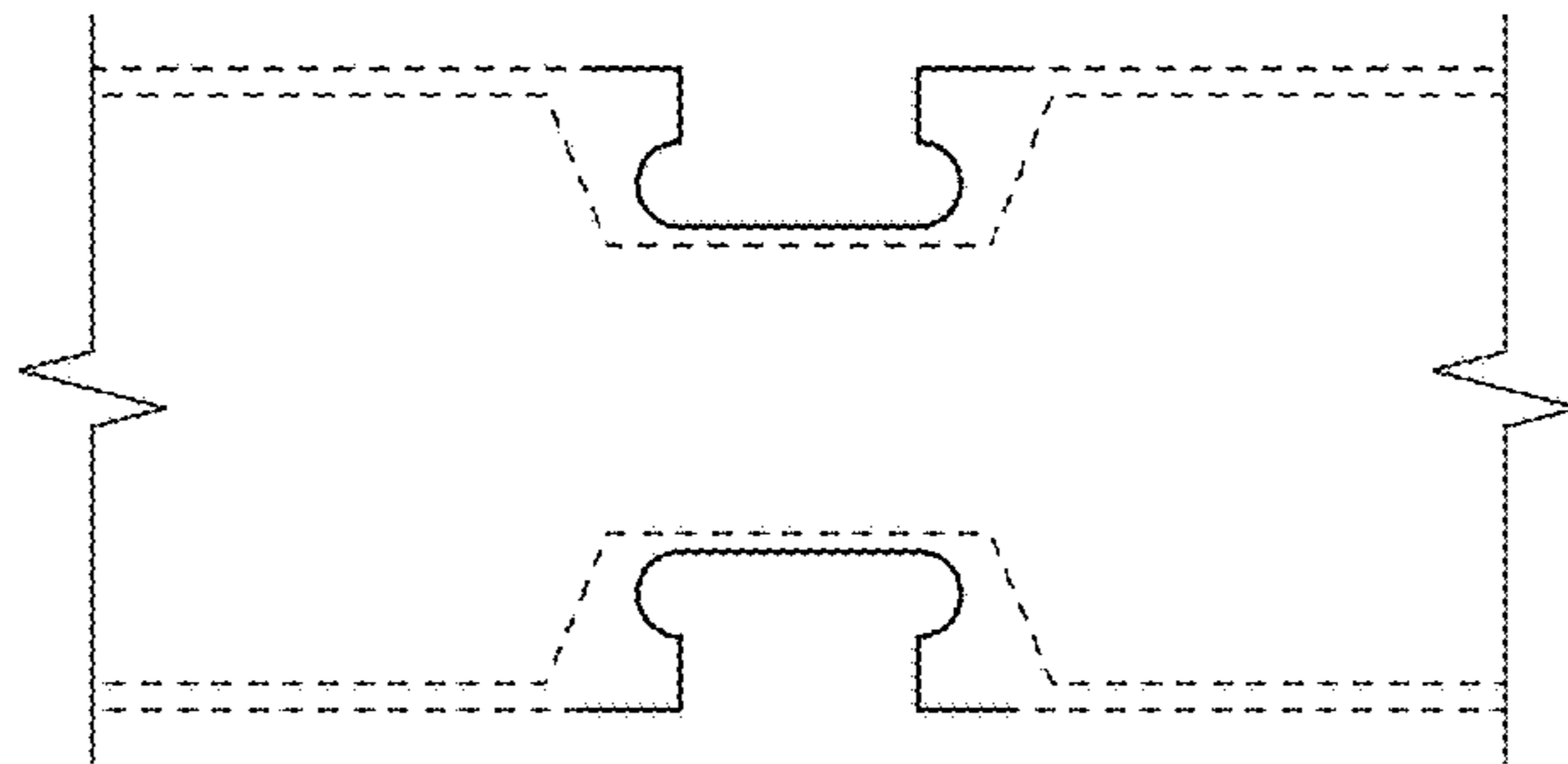


FIG. 3




FIG. 4

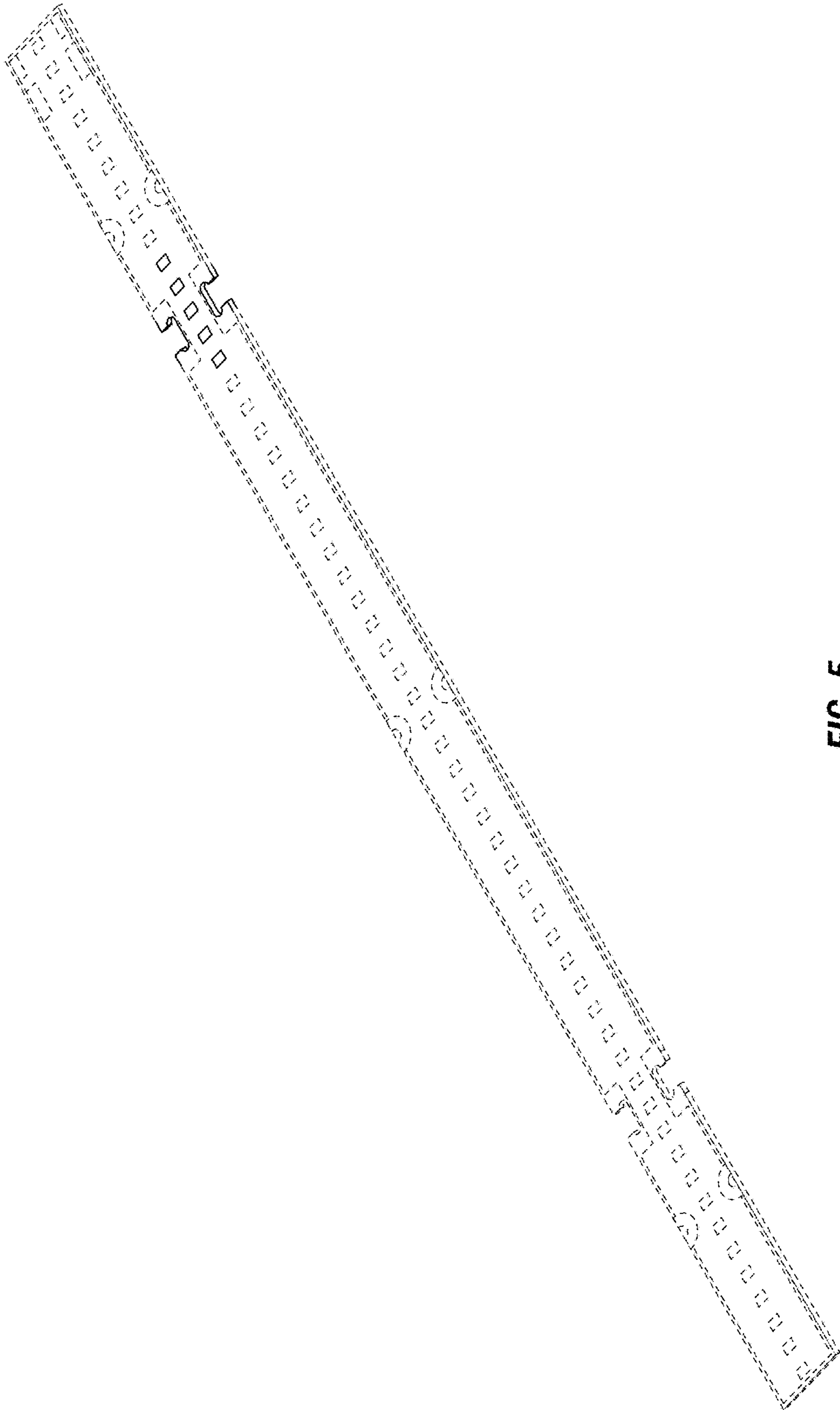


FIG. 5