



US00D821322S

(12) **United States Design Patent**  
**Tharol et al.**

(10) **Patent No.:** **US D821,322 S**  
(45) **Date of Patent:** **\*\* Jun. 26, 2018**

(54) **COVER FOR A TUBULAR MOTOR**

F04D 29/628; F04D 7/02; F04D 9/001;  
Y10T 74/2188

See application file for complete search history.

(71) Applicant: **Rollease Acmeda Pty Ltd,**  
Broadmeadows VIC (AU)

(56) **References Cited**

(72) Inventors: **Govindan Pramod Tharol,** Greenvale  
(AU); **Alirio E. Guerra,** Mill Park  
(AU)

U.S. PATENT DOCUMENTS

(73) Assignee: **Rollease Acmeda Pty Ltd,**  
Broadmeadows VIC (AU)

3,859,729 A \* 1/1975 Pfeiffer ..... F16H 48/08  
29/893.1  
3,893,556 A \* 7/1975 Lech, Jr. .... F16D 25/0638  
188/170  
D791,839 S \* 7/2017 Fox ..... D15/5  
2009/0088285 A1\* 4/2009 Downs ..... F16H 48/08  
475/230  
2010/0093482 A1\* 4/2010 Allmendinger ..... B60K 17/354  
475/234

(\*\*) Term: **15 Years**

(Continued)

(21) Appl. No.: **29/584,631**

OTHER PUBLICATIONS

(22) Filed: **Nov. 16, 2016**

How to Replace Chain in a Rollease Roller Shade Clutch, posted at  
Youtube.com, posted on Aug. 1, 2013, site visited Nov. 15, 2017.  
online, Available from Internet: <https://www.youtube.com/watch?v=ya7Cabh-3Z0>.\*

(30) **Foreign Application Priority Data**

Jun. 7, 2016 (AU) ..... 201613070

(Continued)

(51) **LOC (11) Cl.** ..... **13-01**

*Primary Examiner* — Mary Ann Calabrese

(52) **U.S. Cl.**

*Assistant Examiner* — Catherine Ho

USPC ..... **D13/118**

(74) *Attorney, Agent, or Firm* — Head, Johnson,  
Kachigian & Wilkinson, PC

(58) **Field of Classification Search**

USPC ..... D12/180; D13/101, 102, 103, 107, 112,  
D13/114, 115, 116, 118, 122, 125, 133,  
D13/162.1, 184, 199; D14/188;  
D23/315, 356, 377; D25/35; D32/17,  
D32/68, 70, 71, 73

(57) **CLAIM**

The ornamental design for a cover for a tubular motor, as  
shown and described.

CPC ..... A47K 13/145; B60J 7/085; B60R 22/44;  
B60K 2015/03236; E06B 2009/905;  
E06B 9/56; E06B 9/68; E06B 9/72; F16D  
67/02; F16J 15/027; F16H 1/46; F16H  
1/2836; F16H 48/08; F16H 2048/082;  
F04D 13/16; F04D 13/021; F04D 13/06;

**DESCRIPTION**

FIG. 1 is a front view of a cover for a tubular motor, showing  
our new design;  
FIG. 2 is a back view thereof;  
FIG. 3 is a top view thereof;  
FIG. 4 is a bottom view thereof;  
FIG. 5 is a left side view thereof;  
FIG. 6 is a right side view thereof;

(Continued)




FIG. 7 is a top, left perspective view thereof;  
FIG. 8 is a top, right perspective view thereof;  
FIG. 9 is a bottom, left perspective view thereof; and,  
FIG. 10 is a bottom, right perspective view thereof.

**1 Claim, 10 Drawing Sheets**

(56) **References Cited**

U.S. PATENT DOCUMENTS

2010/0261571 A1\* 10/2010 Matsuoka ..... F16H 1/2827  
475/331  
2010/0288451 A1\* 11/2010 Bohlen ..... E06B 9/88  
160/291  
2011/0033321 A1\* 2/2011 Mikkelsen ..... H02K 5/1285  
417/410.1  
2011/0105270 A1\* 5/2011 Matsuoka ..... F02C 7/36  
475/331  
2011/0160017 A1\* 6/2011 Honda ..... F16H 48/22  
475/231  
2014/0338847 A1\* 11/2014 Kao ..... E06B 9/262  
160/319  
2016/0222836 A1\* 8/2016 Haltiner, Jr. .... F01L 1/3442  
2017/0115032 A1\* 4/2017 Rodriguez ..... F24H 9/2007

OTHER PUBLICATIONS

How to replace Stainless Steel Chain on a Roller Shade, posted at Youtube.com, posted on Jul. 24, 2015, site visited Nov. 15, 2017. online, Available from Internet: <https://www.youtube.com/watch?v=gT3rgQ8KJJE>.\*

\* cited by examiner

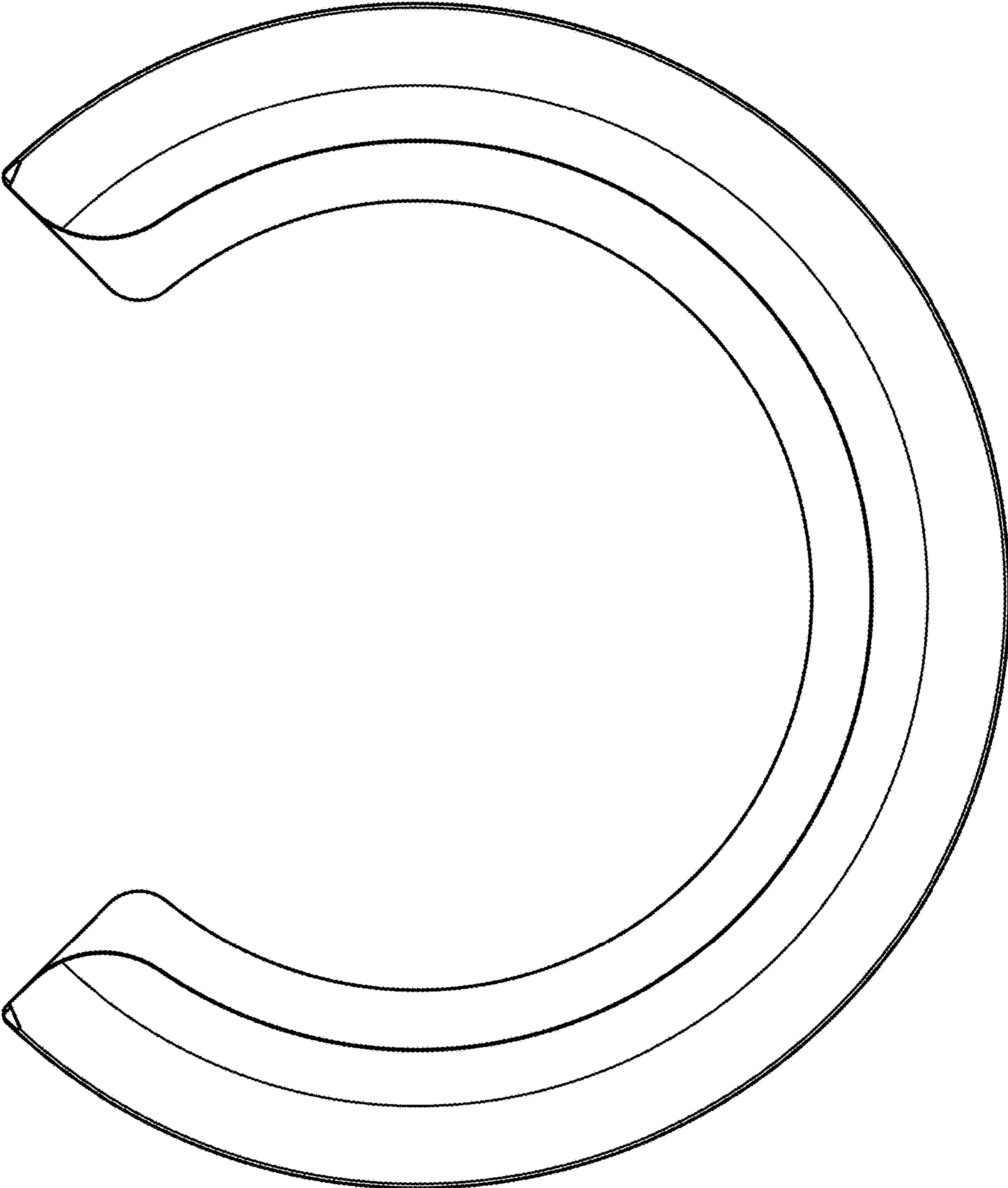


FIG. 1

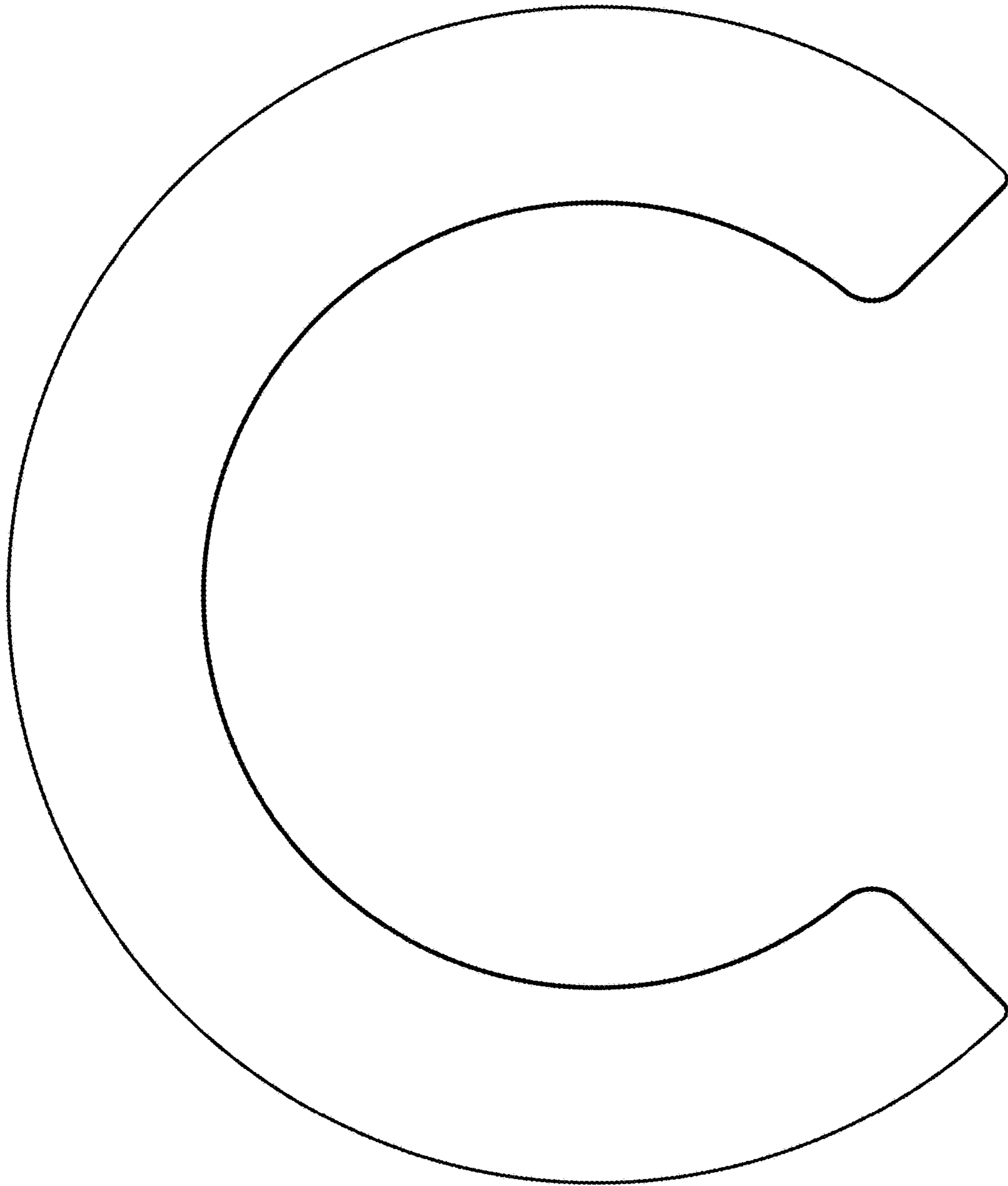


FIG. 2




FIG. 3




FIG. 4




FIG. 5




FIG. 6



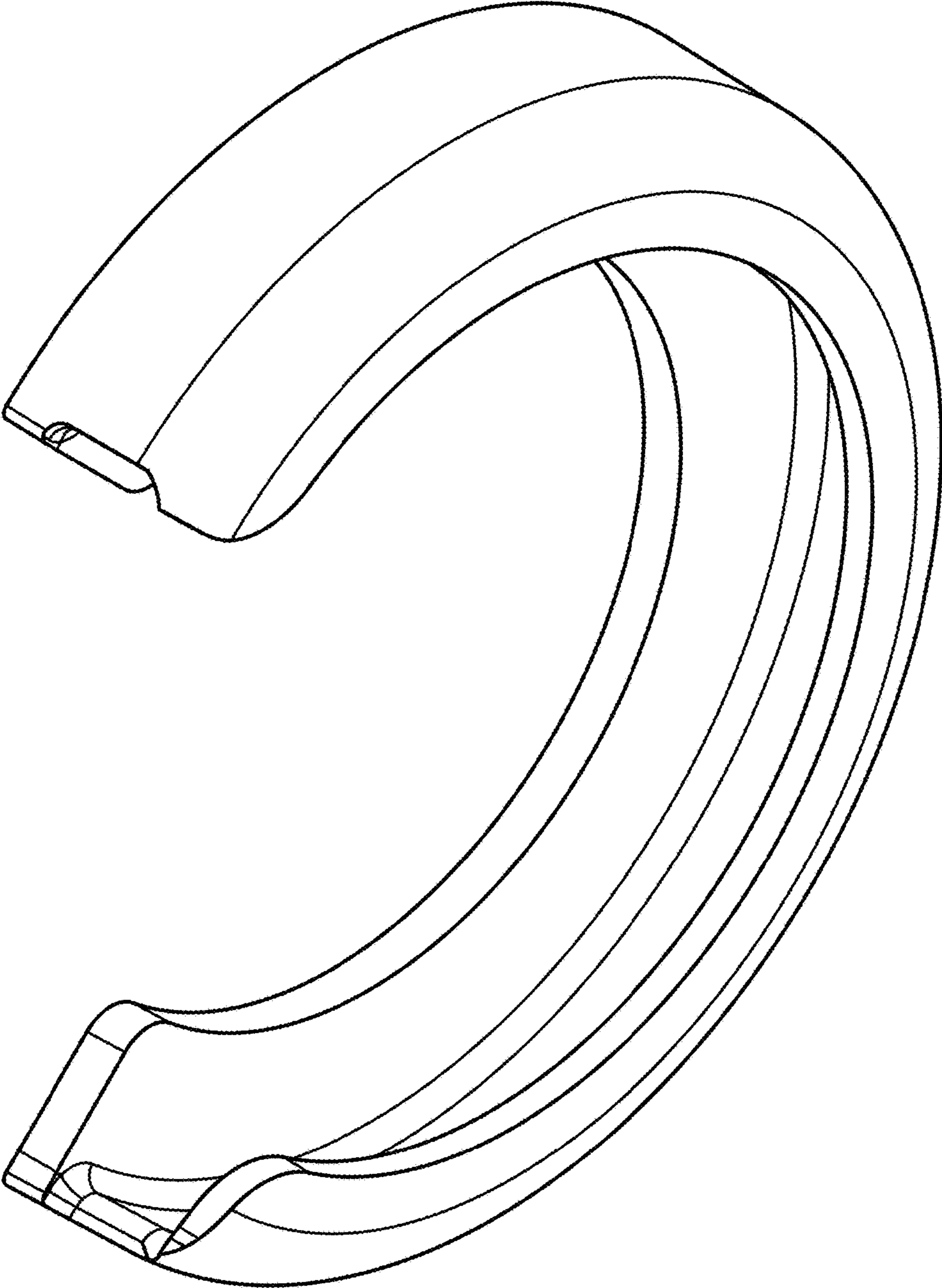


FIG. 7

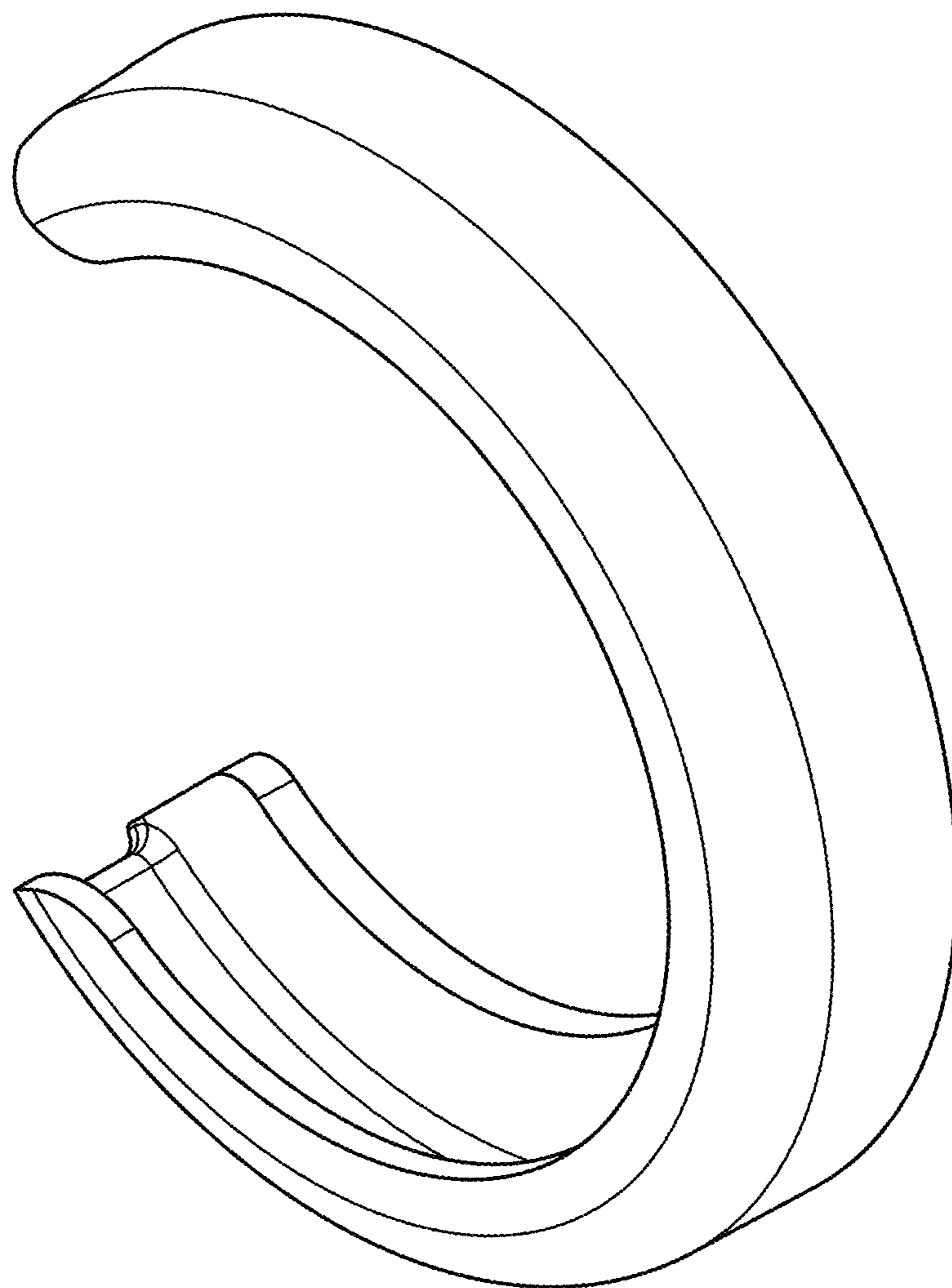


FIG. 8

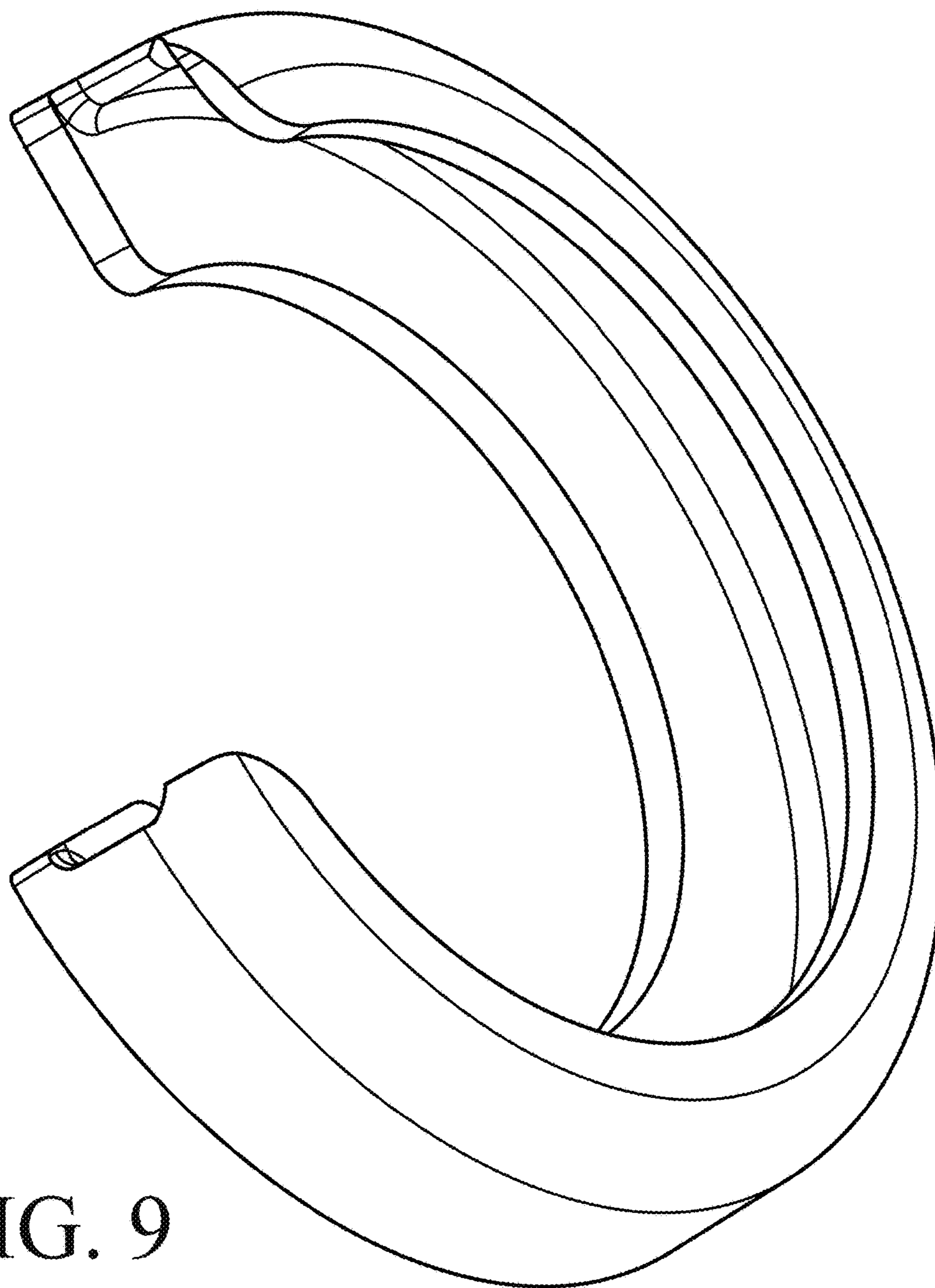


FIG. 9

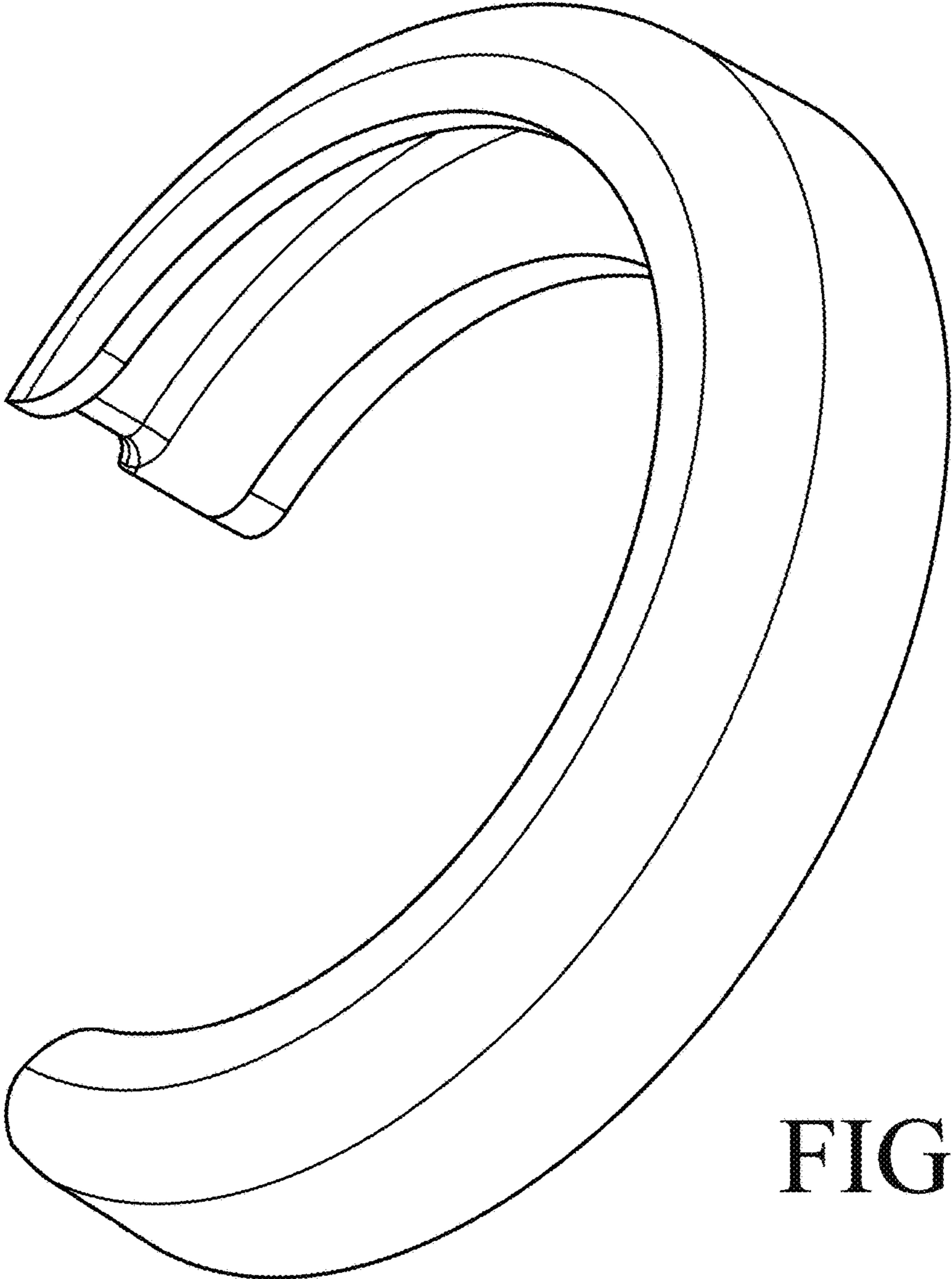


FIG. 10