



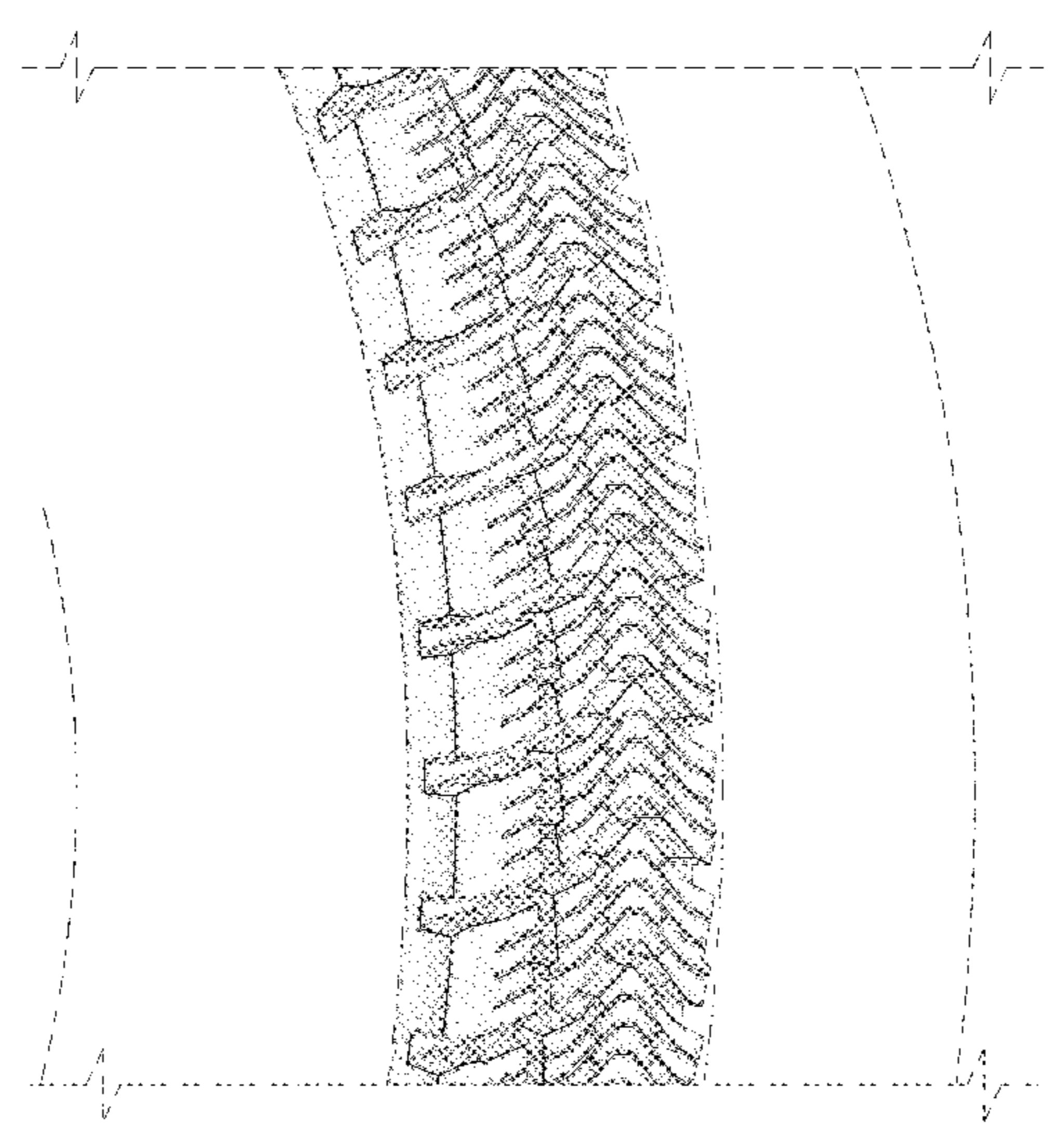
US00D821301S

(12) **United States Design Patent** (10) **Patent No.:** **US D821,301 S**
Bardin et al. (45) **Date of Patent:** **** Jun. 26, 2018**

(54) **TIRE TREAD** D275,386 S * 9/1984 Baus D12/596
D275,474 S * 9/1984 Graas D12/596
(71) Applicants: **COMPAGNIE GENERALE DES** D284,750 S * 7/1986 Kawabata D12/565
ETABLISSEMENTS MICHELIN, D296,541 S 7/1988 Gettys
Clermont-Ferrand (FR); **Michelin** 5,131,443 A 7/1992 Kuhr
Recherche et Technique S.A., D333,455 S * 2/1993 Himuro D12/565
Granges-Paccot (CH) D346,349 S * 4/1994 Himuro D12/565
D346,775 S 5/1994 Loser
D350,319 S * 9/1994 Egan D12/564
(72) Inventors: **Damien Bardin,** Clermont-Ferrand
(FR); **Arnaud Larregain,**
Clermont-Ferrand (FR); **Frederic**
Honorat, Clermont-Ferrand (FR)
(73) Assignees: **Compagnie Generale Des**
Etablissements Michelin (FR);
Michelin Recherche Et Technique
S.A. (CH)
(**) Term: **15 Years**
(21) Appl. No.: **29/601,017**
(22) Filed: **Apr. 18, 2017**
(30) **Foreign Application Priority Data**

Oct. 19, 2016 (FR) 2016-5261
(51) **LOC (11) Cl.** **12-15**
(52) **U.S. Cl.**
USPC **D12/604; D12/596**
(58) **Field of Classification Search**
USPC D12/521, 523, 553, 555, 564, 565, 588,
D12/590, 604
CPC B60C 2011/0386; B60C 2011/0388; B60C
2011/039
See application file for complete search history.
(56) **References Cited**
U.S. PATENT DOCUMENTS
D83,804 S * 3/1931 Hargraves 152/209.28
3,004,578 A * 10/1961 Braudorn B60C 11/00
152/209.1
FOREIGN PATENT DOCUMENTS
EP 0609194 A1 8/1994
FR 06/5978 12/2006
(Continued)
Primary Examiner — Robert M. Spear
(74) *Attorney, Agent, or Firm* — Dickinson Wright PLLC
(57) **CLAIM**
The ornamental design for a tire tread, as shown and described.

DESCRIPTION
FIG. 1 is a perspective view of the tire tread of our design; FIG. 2 is a front elevation view of the tire tread of our design; FIG. 3 is a side elevation view of the tire tread of our design; FIG. 4 is a side elevation view of the tire tread of our design, taken from the opposite side of that shown in FIG. 3; and, FIG. 5 is an enlarged, partial view of the tire tread of FIG. 1, as indicated by the break lines.
In the drawings, the broken line disclosure depicts environmental subject matter and forms no part of the claimed design. The dash-dot-dot-dash lines represent the peripheral boundary of the claim.
1 Claim, 5 Drawing Sheets



(56)

References Cited

U.S. PATENT DOCUMENTS

D355,876 S 2/1995 Diensthuber
 D360,861 S 8/1995 Graas
 D361,966 S * 9/1995 Graas D12/560
 D370,880 S 6/1996 Graas
 D379,449 S * 5/1997 Graas D12/563
 D384,314 S * 9/1997 Heinen D12/565
 D390,512 S 2/1998 Eromaki
 D391,207 S * 2/1998 Ratliff, Jr. D12/565
 D395,625 S * 6/1998 Mori D12/565
 D395,856 S * 7/1998 Horie D12/565
 D397,971 S 9/1998 Horie
 D398,888 S * 9/1998 de Barsy D12/553
 D402,241 S 12/1998 Villamizar
 D403,283 S * 12/1998 Ball D12/558
 D403,633 S 1/1999 Legge
 D426,855 S 6/2000 Niwa
 D429,194 S 8/2000 Heinen
 D432,057 S 10/2000 Himuro
 D444,743 S 7/2001 Labbe
 D451,439 S * 12/2001 Hashimoto D12/555
 D451,853 S * 12/2001 Heinen D12/553
 D451,856 S * 12/2001 Graas D12/567
 D454,523 S * 3/2002 Traulle D12/553
 6,352,091 B1 3/2002 Hanya
 D455,998 S 4/2002 Heinen
 D464,931 S * 10/2002 Slingluff D12/521
 D472,872 S 4/2003 O
 D485,230 S * 1/2004 Williams D12/564
 D487,053 S 2/2004 Masuko
 D491,516 S 6/2004 Miller
 D498,459 S 11/2004 Allison
 D504,387 S 4/2005 Welbes
 D505,111 S 5/2005 Allison
 D516,998 S 3/2006 Wang
 D525,580 S * 7/2006 Weber D12/564
 D531,955 S 11/2006 Fontaine
 D544,827 S 6/2007 Lee
 D550,148 S 9/2007 Fontaine
 D555,581 S * 11/2007 Salvan D12/553
 D557,196 S * 12/2007 Fugier D12/531
 D579,855 S * 11/2008 Fontaine D12/521
 D579,861 S 11/2008 Haas
 D579,863 S 11/2008 Harvey
 D583,753 S * 12/2008 Licht D12/565
 D591,220 S * 4/2009 Minagawa D12/549

D595,218 S 6/2009 Rodicq
 D595,639 S 7/2009 de Briey-Terlinden
 D596,109 S * 7/2009 de Briey-Terlinden D12/553
 D596,558 S * 7/2009 de Briey-Terlinden D12/553
 D601,946 S 10/2009 Fontaine
 D606,927 S 12/2009 Kang
 D607,810 S 1/2010 Oizumi
 D610,963 S * 3/2010 Ochi D12/552
 D612,324 S 3/2010 Harvey
 D615,479 S 5/2010 Lee
 D626,911 S * 11/2010 Takashima D12/551
 D634,700 S * 3/2011 Ebel D12/546
 D640,184 S 6/2011 de Briey-Terlinden
 D640,966 S * 7/2011 Fontaine D12/563
 D651,163 S * 12/2011 Shimizu D12/560
 D668,205 S * 10/2012 Ebel D12/546
 D669,021 S * 10/2012 Cano D12/553
 D669,416 S * 10/2012 Cano D12/552
 D683,301 S 5/2013 Kang
 D705,718 S 5/2014 Hirama
 D718,224 S * 11/2014 Guichon D12/563
 D722,012 S * 2/2015 Belarbi D12/564
 D722,290 S * 2/2015 Jamot D12/563
 D724,007 S * 3/2015 Belarbi D12/564
 D724,522 S * 3/2015 D'Abrigeon D12/552
 D739,809 S * 9/2015 Reim D12/547
 D750,013 S * 2/2016 Houis D12/553
 D754,588 S * 4/2016 Hye D12/544
 D756,292 S * 5/2016 Yoon D12/545
 D766,813 S * 9/2016 Wang D12/545
 D775,060 S * 12/2016 Saeki D12/553
 D777,089 S * 1/2017 Bardin D12/553
 D777,090 S * 1/2017 Kang D12/553
 D777,649 S * 1/2017 Ropars D12/553
 D778,230 S * 2/2017 Haanketo D12/564
 D780,107 S * 2/2017 Bardin D12/521
 D785,557 S * 5/2017 Bardin D12/596
 D810,004 S * 2/2018 Hutz D12/564
 D811,990 S * 3/2018 Raatikainen D12/564
 2008/0149237 A1 * 6/2008 Cambron B60C 1/0016
 152/154.2

FOREIGN PATENT DOCUMENTS

FR 06/5980 12/2006
 FR 07/5041 11/2007

* cited by examiner

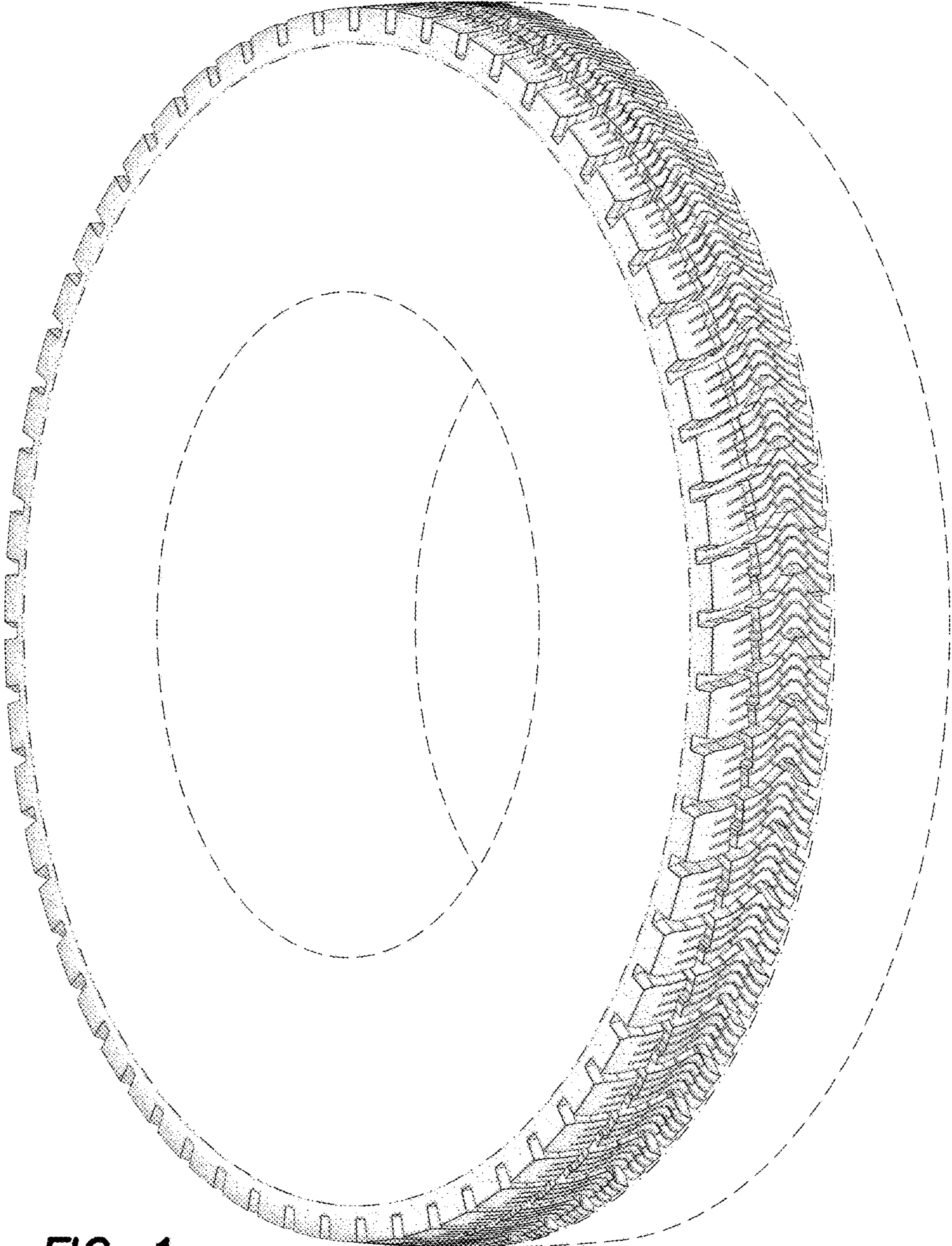


FIG. 1

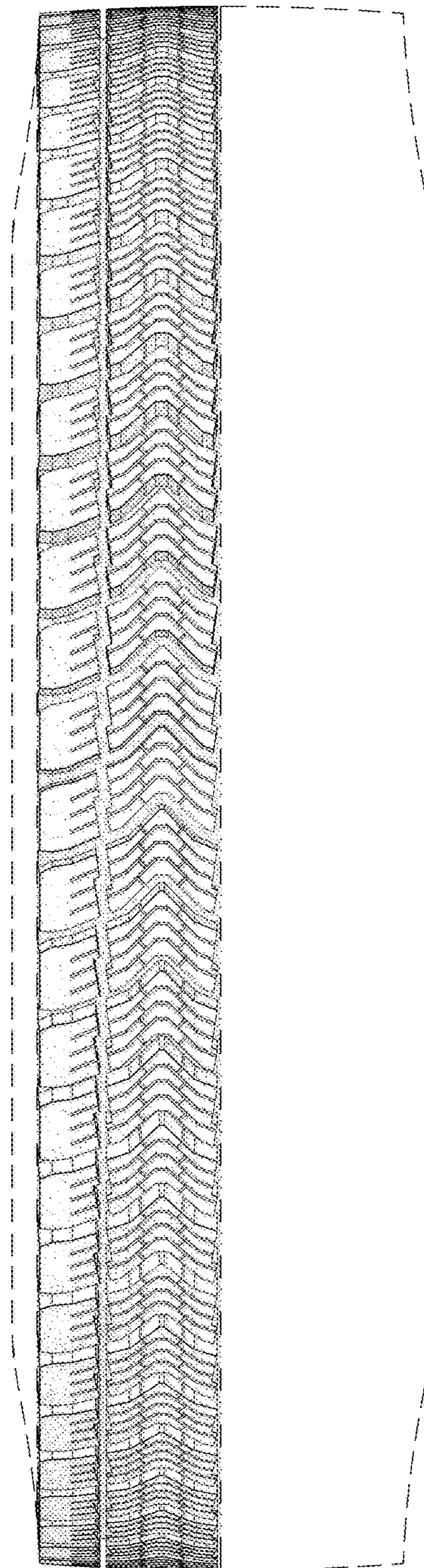


FIG. 2

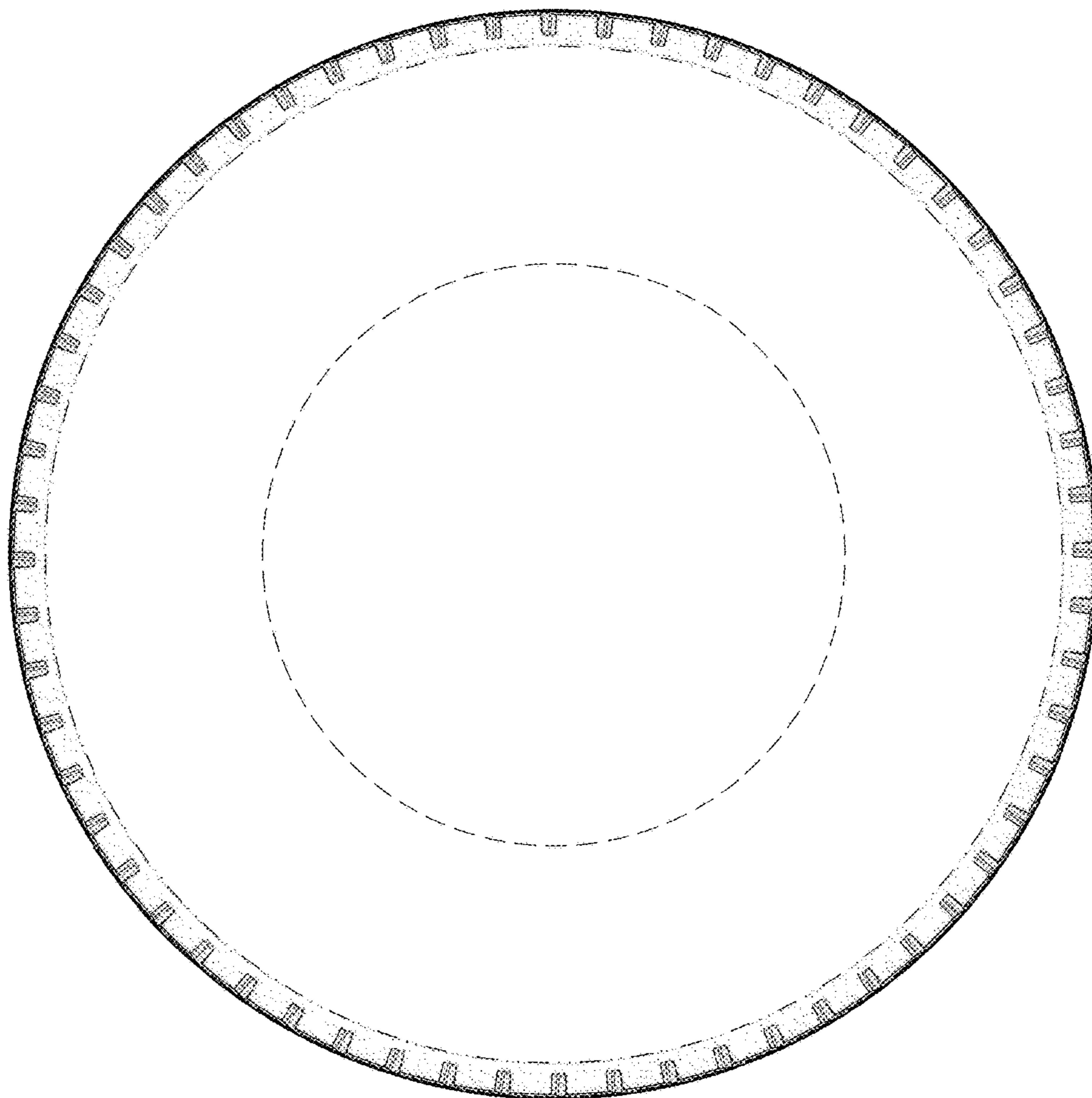


FIG. 3

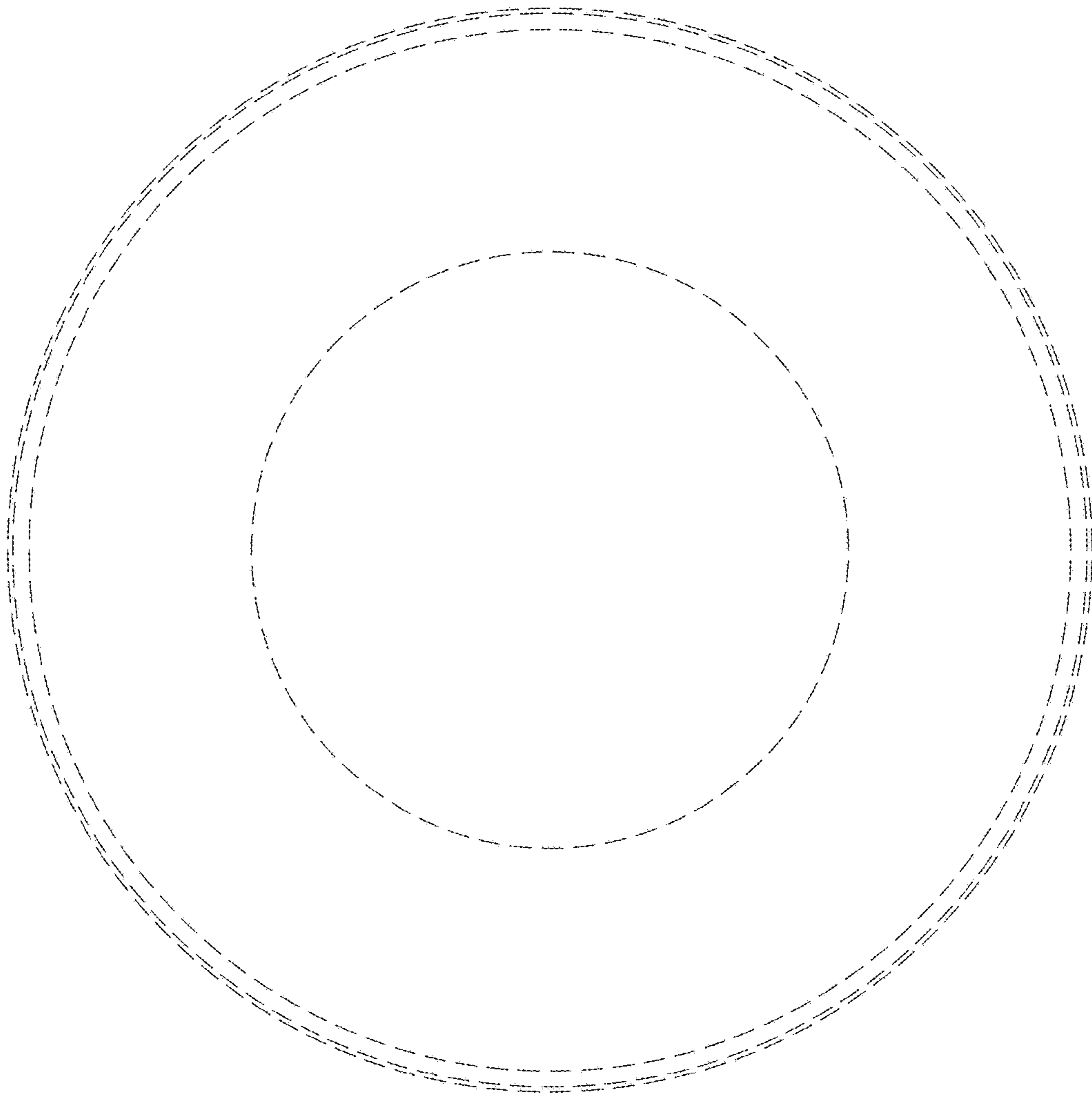


FIG. 4

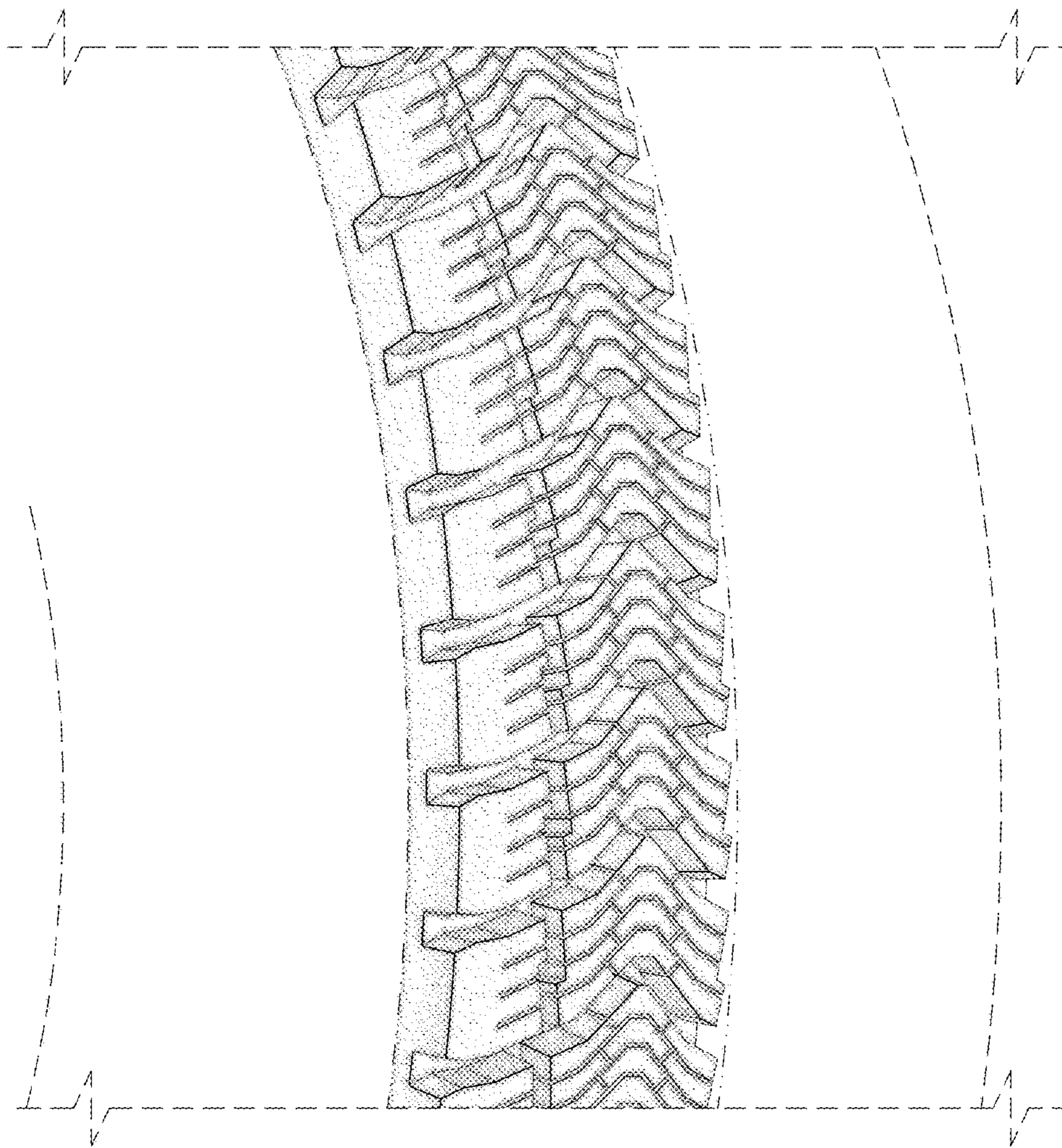


FIG. 5