



US00D821299S

(12) **United States Design Patent**
Nugier

(10) **Patent No.:** **US D821,299 S**
(45) **Date of Patent:** **** Jun. 26, 2018**

(54) **TIRE TREAD**

(71) Applicants: **COMPAGNIE GENERALE DES
ETABLISSEMENTS MICHELIN,**
Clermont-Ferrand (FR); **Michelin
Recherche et Technique S.A.,**
Granges-Paccot (CH)

(72) Inventor: **Franck Nugier,** Clermont-Ferrand (FR)

(73) Assignees: **Compagnie Generale Des
Etablissements Michelin (FR); Michelin
Recherche Et Technique S.A. (CH)**

(**) Term: **15 Years**

(21) Appl. No.: **29/597,552**

(22) Filed: **Mar. 17, 2017**

(30) **Foreign Application Priority Data**

Sep. 30, 2016 (FR) 2016-4901

(51) **LOC (11) Cl.** **12-15**

(52) **U.S. Cl.**
USPC **D12/591; D12/570**

(58) **Field of Classification Search**
USPC D12/570, 582, 583, 584, 585, 596, 597,
D12/598, 602, 603
CPC B60C 11/03; B60C 2011/0344
See application file for complete search history.

(56) **References Cited**

U.S. PATENT DOCUMENTS

D46,942 S * 2/1915 Christy D12/570
D54,255 S * 12/1919 Gates D12/570

D64,632 S * 5/1924 Grubb D12/570
D67,614 S * 6/1925 Pierson D12/570
D127,521 S * 5/1941 Lee D12/599
D212,664 S * 11/1968 Barton D12/570
D223,427 S * 4/1972 Bordinat, Jr. D12/570
D236,710 S * 9/1975 Buck D12/570
D262,011 S * 11/1981 Kojima D12/570
D297,320 S * 8/1988 Fukuchi D12/570
D389,101 S * 1/1998 Julien D12/209
D391,537 S * 3/1998 Maxwell D12/583
D457,484 S * 5/2002 Liu D12/570

* cited by examiner

Primary Examiner — Robert M. Spear

(74) *Attorney, Agent, or Firm* — Dickinson Wright PLLC

(57) **CLAIM**

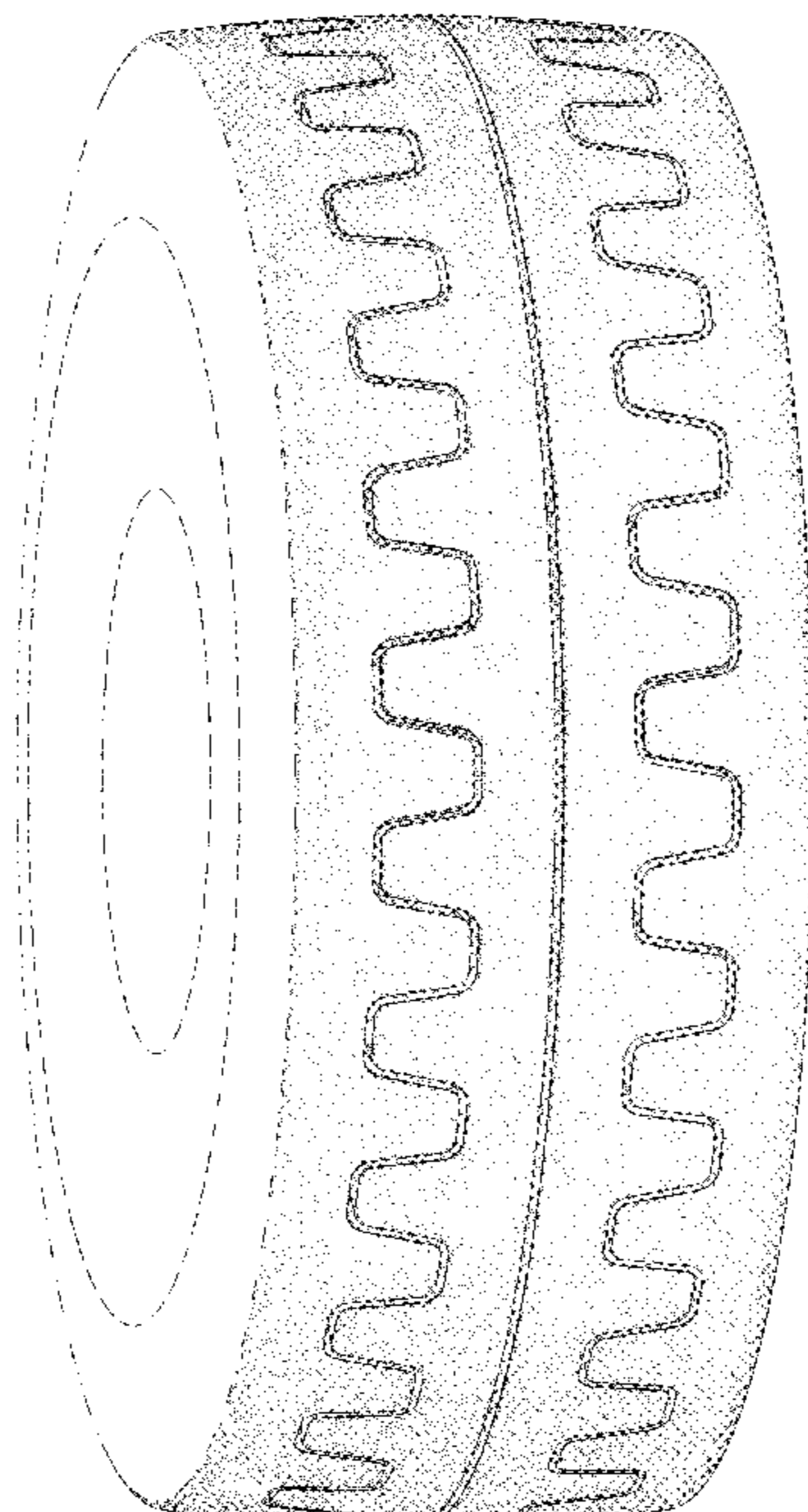
The ornamental design for a tire tread, as shown and described.

DESCRIPTION

FIG. 1 is a perspective view of the tire tread of my design; FIG. 2 is a front elevation view of the tire tread of my design; FIG. 3 is a side elevation view of the tire tread of my design; FIG. 4 is a side elevation view of the tire tread of my design, taken from the opposite side of that shown in FIG. 3; and, FIG. 5 is an enlarged, partial view of the tire tread of FIG. 1, as indicated by the break lines.

In the drawings, the broken line disclosure of the tire sidewall and inner bead depicts environmental subject matter. The dash-dot-dot-dash line, forming the peripheral boundary between the tire tread and sidewall, illustrates the bounds of the claimed design and forms no part thereof.

1 Claim, 5 Drawing Sheets



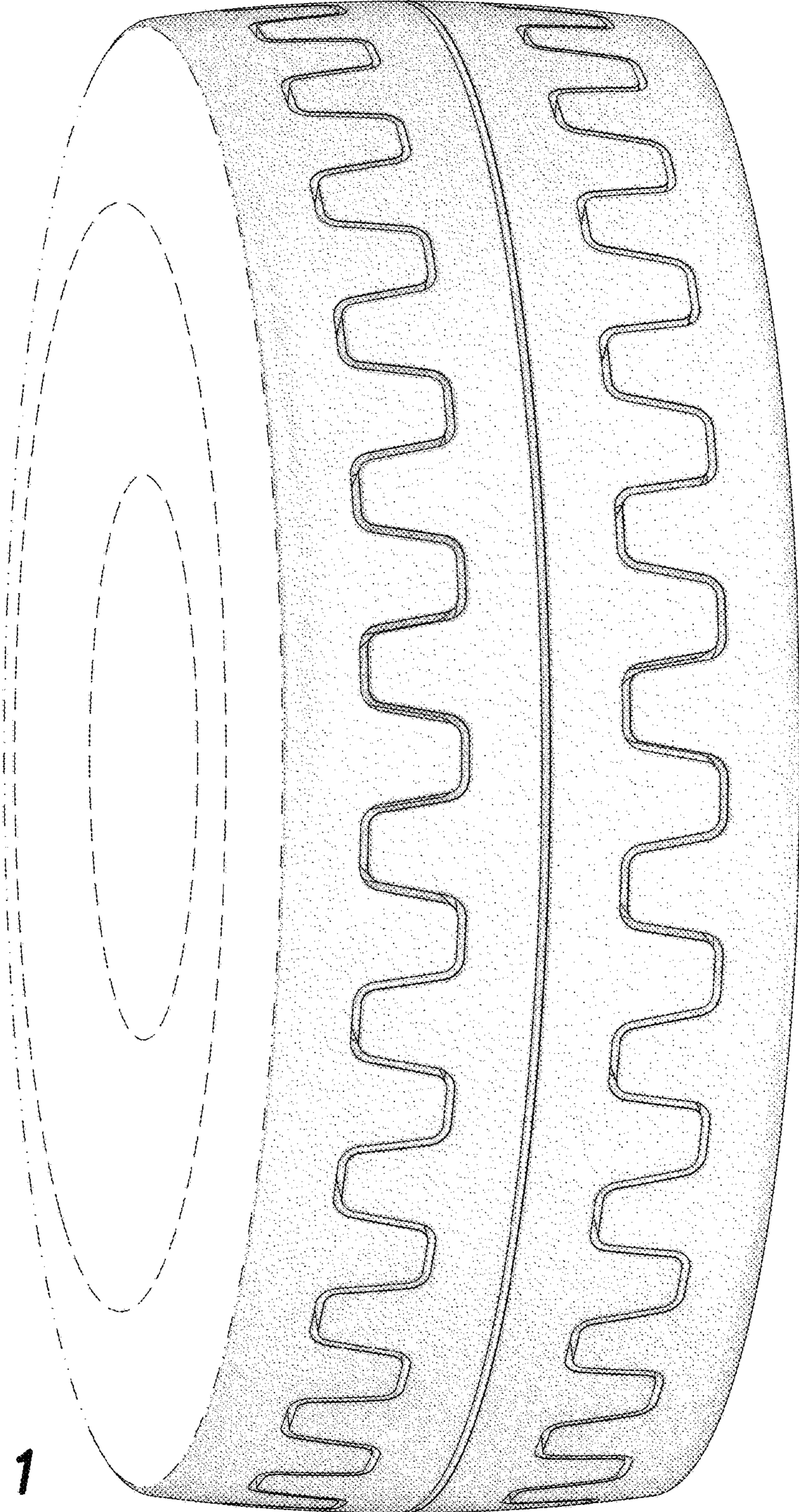


FIG. 1

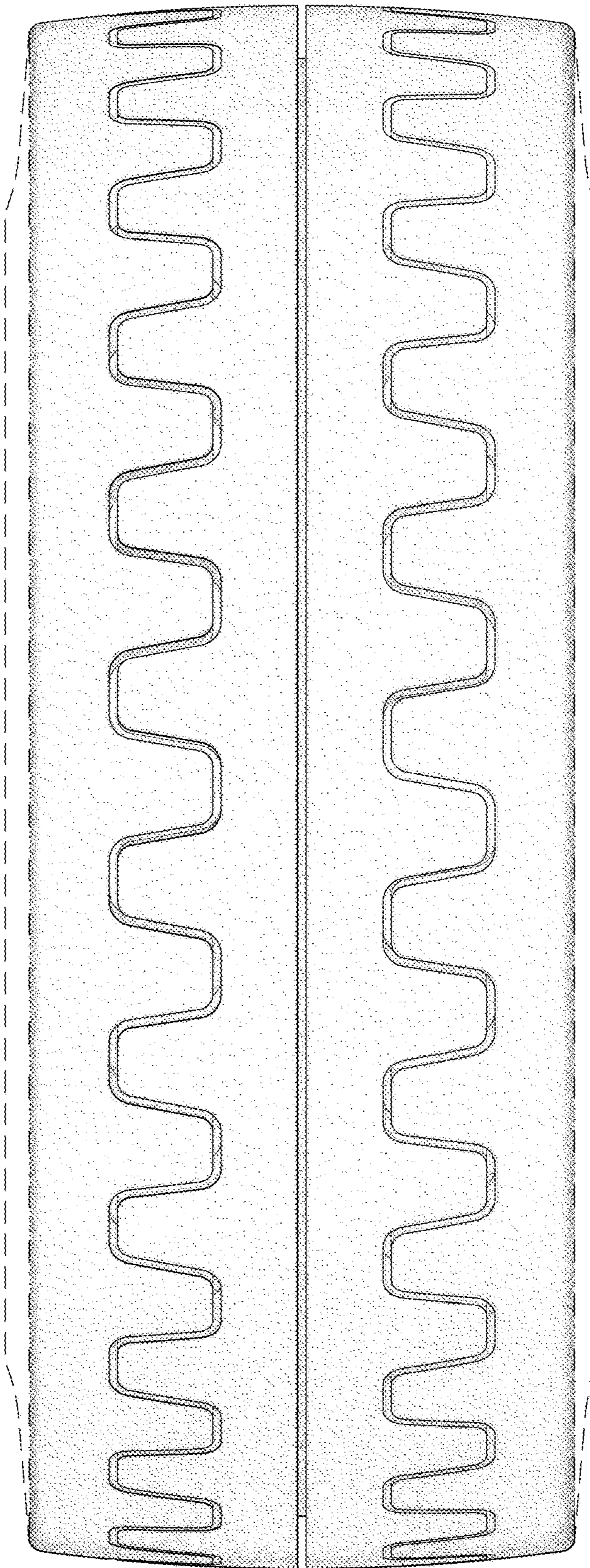


FIG. 2

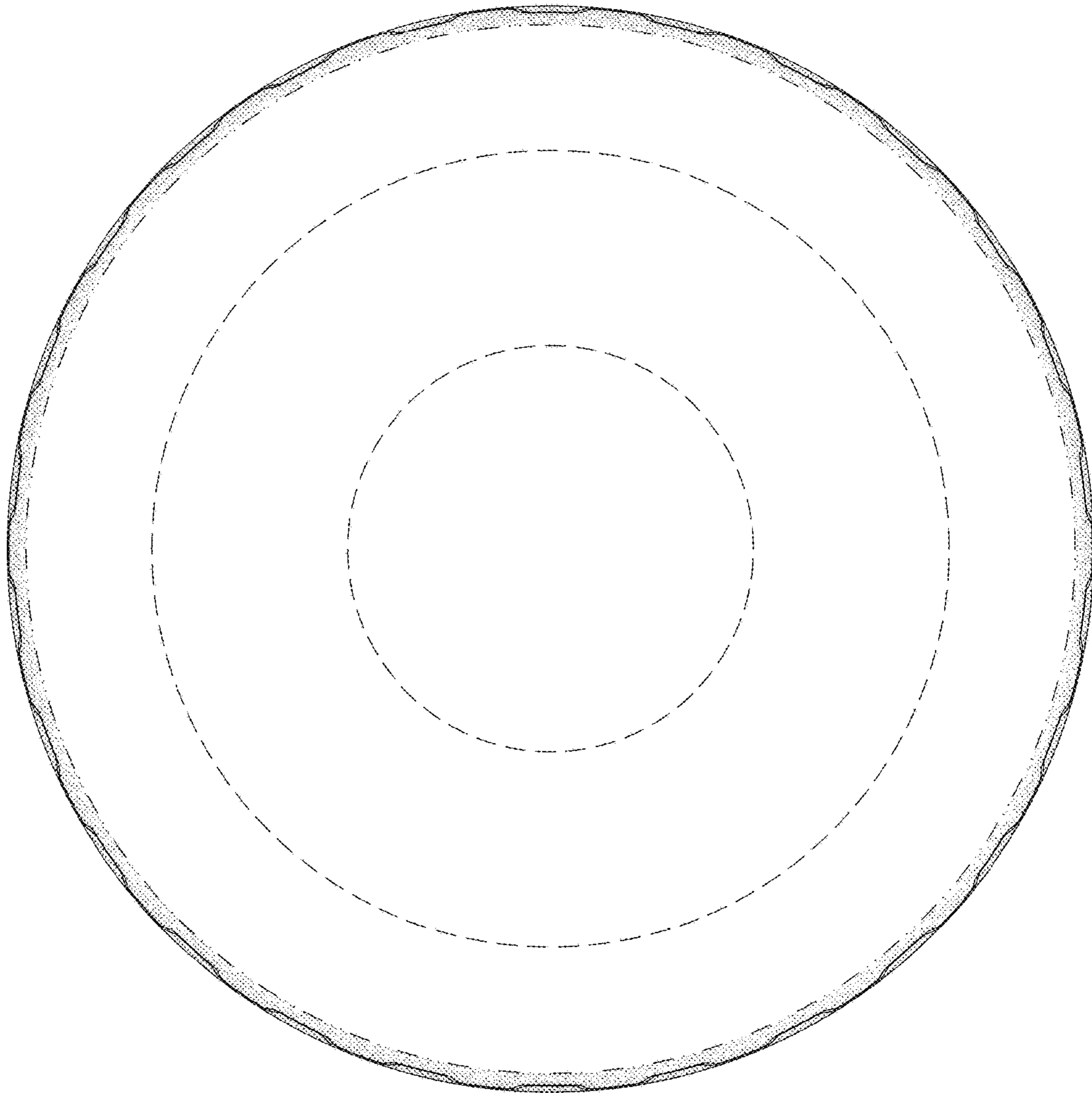


FIG. 3

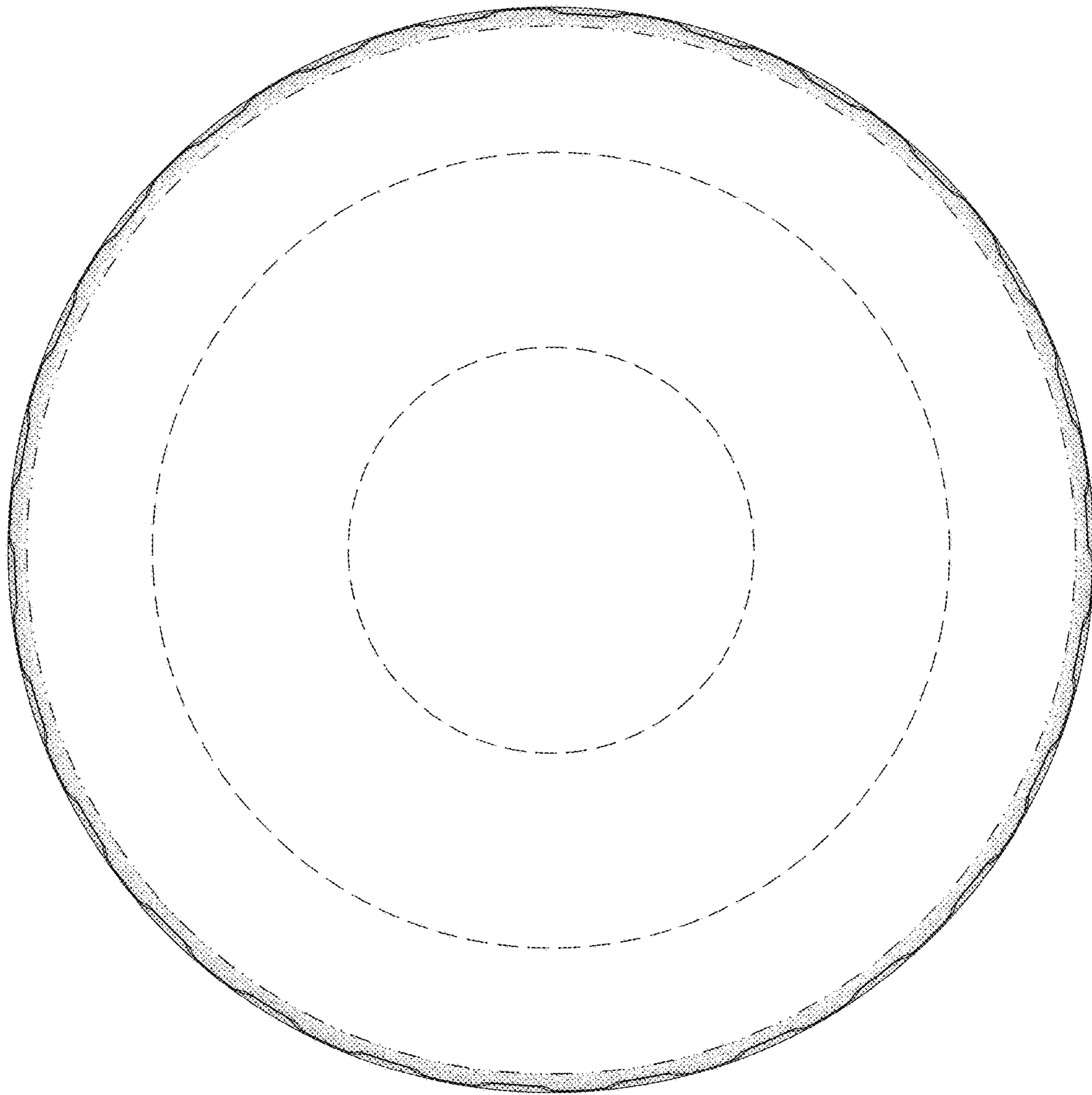


FIG. 4




FIG. 5