



US00D821296S

(12) **United States Design Patent**
Tanaka

(10) **Patent No.:** **US D821,296 S**
(45) **Date of Patent:** **** Jun. 26, 2018**

(54) **TIRE FOR AUTOMOBILE**
(71) Applicant: **SUMITOMO RUBBER INDUSTRIES LTD.**, Kobe-shi, Hyogo (JP)

(72) Inventor: **Kouichirou Tanaka**, Kobe (JP)

(73) Assignee: **SUMITOMO RUBBER INDUSTRIES, LTD.**, Kobe-shi, Hyogo (JP)

(**) Term: **15 Years**

(21) Appl. No.: **29/593,831**

(22) Filed: **Feb. 13, 2017**

(51) **LOC (11) Cl.** **12-15**

(52) **U.S. Cl.**
USPC **D12/582**

(58) **Field of Classification Search**
USPC D12/568-603
CPC B60C 2011/0341; B60C 2011/0344; B60C 2011/0348
See application file for complete search history.

(56) **References Cited**

U.S. PATENT DOCUMENTS

D304,556 S * 11/1989 Tsuda D12/582
D382,236 S * 8/1997 Kakegawa D12/603

D456,767 S * 5/2002 Wallet D12/582
D586,732 S * 2/2009 Heinen D12/582
D700,131 S * 2/2014 Miyazaki D12/582
D754,061 S * 4/2016 Nagamoto D12/584
D761,726 S * 7/2016 Umstot D12/603
D803,770 S * 11/2017 Hayashi D12/584
D813,794 S * 3/2018 Tanaka D12/584

* cited by examiner

Primary Examiner — George D. Kirschbaum

Assistant Examiner — Joseph J Kukella

(74) *Attorney, Agent, or Firm* — Birch, Stewart, Kolasch & Birch, LLP

(57) **CLAIM**

The ornamental design for a tire for automobile, as shown and described.

DESCRIPTION

FIG. 1 is a front perspective view of a tire for automobile showing my new design;
FIG. 2 is a front view thereof;
FIG. 3 is a left side view thereof;
FIG. 4 is a rear view thereof;
FIG. 5 is a right side view thereof;
FIG. 6 is a bottom view thereof;
FIG. 7 is a top view thereof; and,
FIG. 8 is a partial enlarged view of FIG. 2.

1 Claim, 8 Drawing Sheets






FIG. 1




FIG. 2




FIG. 3




FIG. 4




FIG. 5



FIG. 6




FIG. 7




FIG. 8