



US00D821292S

(12) **United States Design Patent**
Nomura

(10) **Patent No.:** **US D821,292 S**
(45) **Date of Patent:** **** Jun. 26, 2018**

(54) **TIRE TREAD**

(71) Applicants: **COMPAGNIE GENERALE DES
ETABLISSEMENTS MICHELIN,**
Clermont-Ferrand (FR); **Michelin
Recherche et Technique S. A.,**
Granges-Paccot (CH)

(72) Inventor: **Masayoshi Nomura,** Tokyo (JP)

(73) Assignees: **Compagnia Generale Des
Etablissements Michelin (FR);
Michelin Recherche Et Technique
S.A. (CH)**

(**) Term: **15 Years**

(21) Appl. No.: **29/608,210**

(22) Filed: **Jun. 20, 2017**

(30) **Foreign Application Priority Data**

Dec. 20, 2016 (FR) 2016-6337

(51) **LOC (11) Cl.** **12-15**

(52) **U.S. Cl.**
USPC **D12/527**

(58) **Field of Classification Search**
USPC D12/500-532, 604
CPC Y10T 152/10027; B60C 1/0016; B60C
11/0306; B60C 11/0302; B60C 3/06;
B60C 9/17
See application file for complete search history.

(56) **References Cited**

U.S. PATENT DOCUMENTS

D292,084 S * 9/1987 Suzuki D12/586
D365,054 S * 12/1995 Faulk D12/519

D366,438 S * 1/1996 McKisson D12/520
D390,817 S 2/1998 Graas et al.
D410,420 S 6/1999 De Barys
D444,428 S 7/2001 Hutz et al.
D447,097 S 8/2001 Graas et al.
D458,584 S 6/2002 Young
D466,472 S 12/2002 Abe et al.
D469,396 S 1/2003 Hutson et al.
D490,046 S * 5/2004 Fukunaga D12/521
D517,976 S 3/2006 Raatikainen
D547,716 S 7/2007 Ochi
D561,683 S 2/2008 Kiwaki
D578,470 S 10/2008 Regallis et al.
D583,302 S 12/2008 Shavers et al.
D597,474 S 8/2009 Yamakawa et al.
D599,276 S 9/2009 Fontaine et al.
D601,939 S 10/2009 Fontaine et al.
D603,324 S 11/2009 Woidtke et al.
D609,627 S 2/2010 Frappart et al.

(Continued)

Primary Examiner — Lakiya G Rogers

(74) *Attorney, Agent, or Firm* — Dickinson Wright PLLC

(57) **CLAIM**

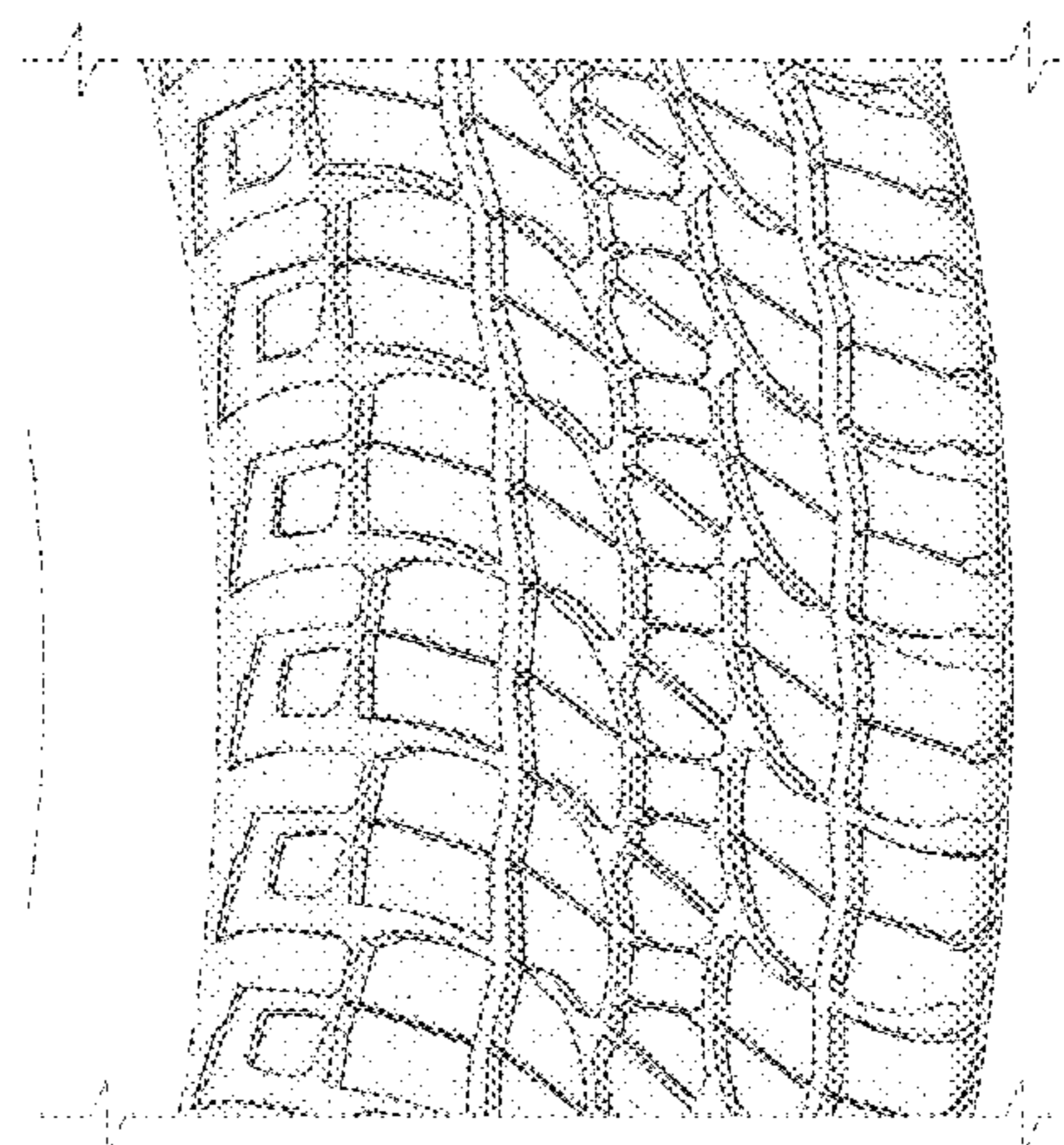
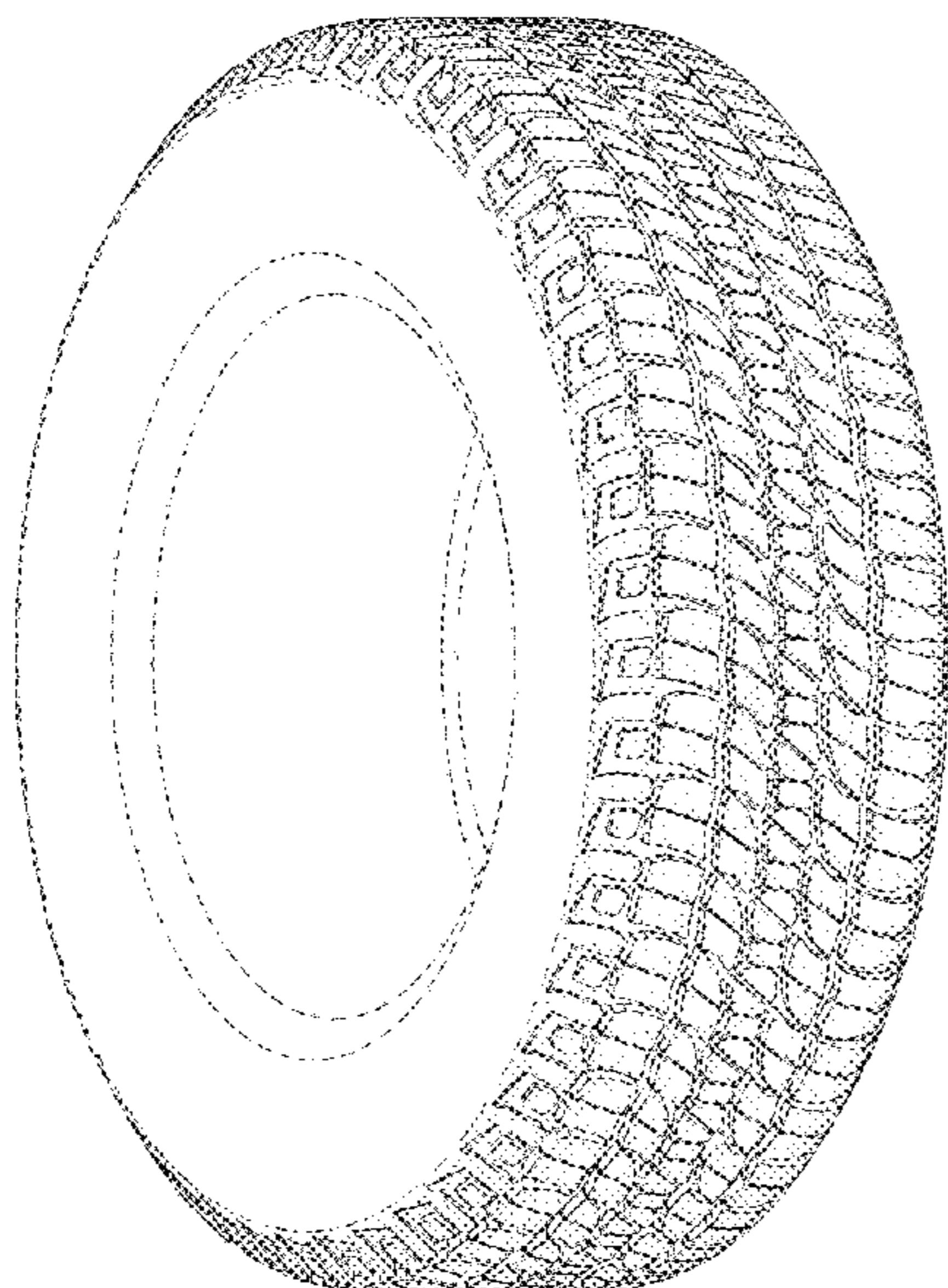
The ornamental design for a tire tread, as shown and described.

DESCRIPTION

FIG. 1 is a perspective view of the tire tread of my design; FIG. 2 is a front elevation view of the tire tread of my design; FIG. 3 is a side elevation view of the tire tread of my design; FIG. 4 is a side elevation view of the tire tread of my design, taken from the opposite side of that shown in FIG. 3; and, FIG. 5 is an enlarged, partial view of the tire tread of FIG. 1, as indicated by the break lines.

In the drawings, the broken line disclosure depicts environmental subject matter and forms no part of the claimed design. The dash-dot-dot-dash lines represent the peripheral boundary of the claim.

1 Claim, 5 Drawing Sheets



(56)

References Cited

U.S. PATENT DOCUMENTS

D610,068	S	2/2010	Nagata	
D612,321	S	3/2010	Bott et al.	
D628,958	S	12/2010	Fleckner	
D634,261	S	3/2011	Schmalix et al.	
D647,038	S	10/2011	Jacobs	
D647,455	S	10/2011	Frappart et al.	
D650,322	S	12/2011	Takahashi	
D651,160	S	12/2011	Jacobs	
D656,084	S *	3/2012	Jacobs	D12/527
D664,083	S *	7/2012	Scheifele	D12/519
D667,358	S	9/2012	Fontaine et al.	
D696,182	S	12/2013	Sakamoto	
D696,621	S	12/2013	Harvey et al.	
D699,663	S *	2/2014	Dixon	D12/521
D715,215	S *	10/2014	Lamb	D12/531
D719,079	S	12/2014	Horiuchi et al.	
D725,584	S	3/2015	Ropars	
D729,147	S	5/2015	Perrier	
D733,636	S *	7/2015	Janesh	D12/520
D758,954	S	6/2016	Albouy et al.	
D759,582	S	6/2016	Nobunaga	
D760,152	S	6/2016	Reim	
D765,583	S	9/2016	Wang	
D771,552	S *	11/2016	Umstot	D12/531
2014/0326379	A1	11/2014	Tanaka	

* cited by examiner

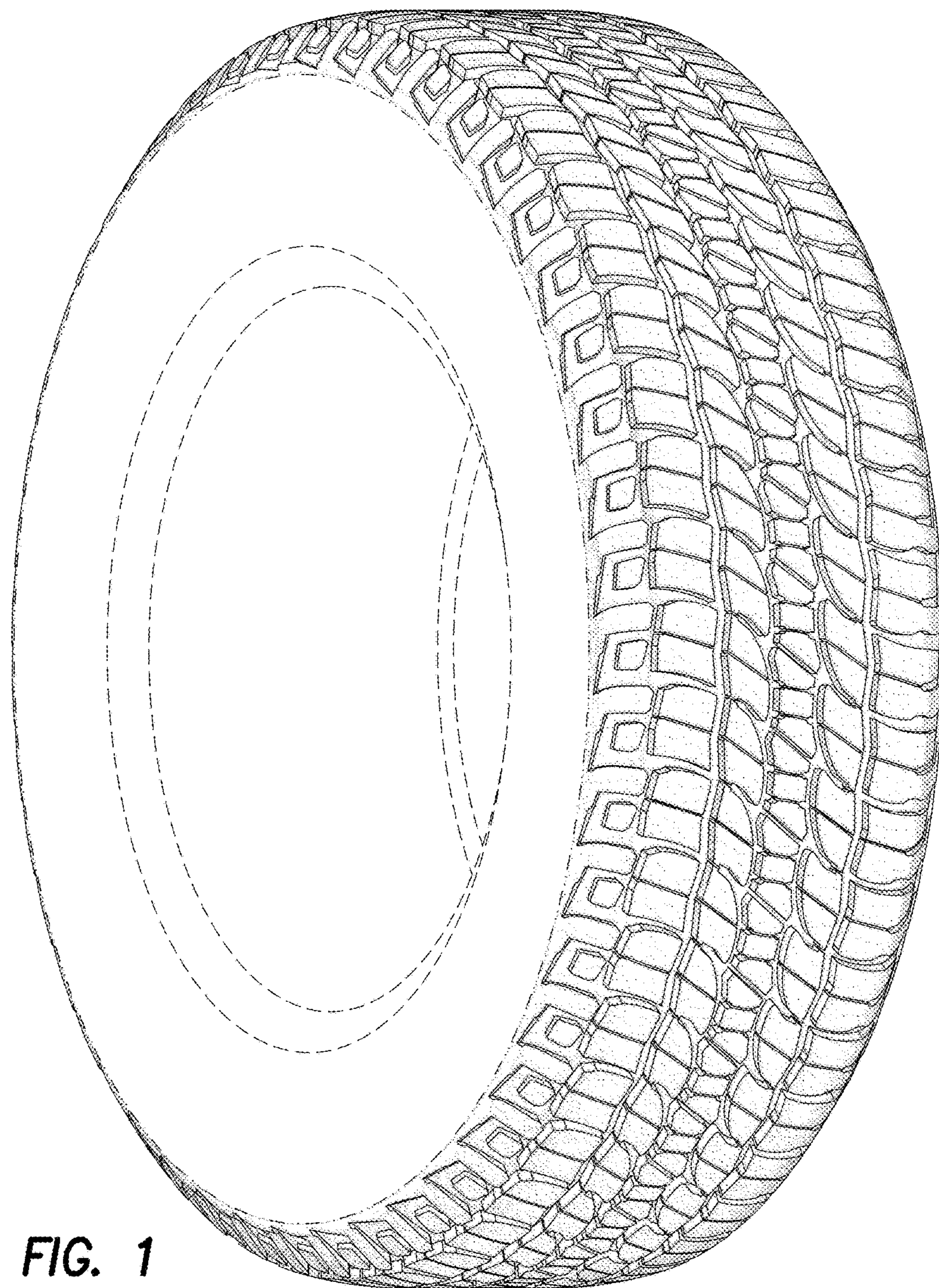


FIG. 1




FIG. 2

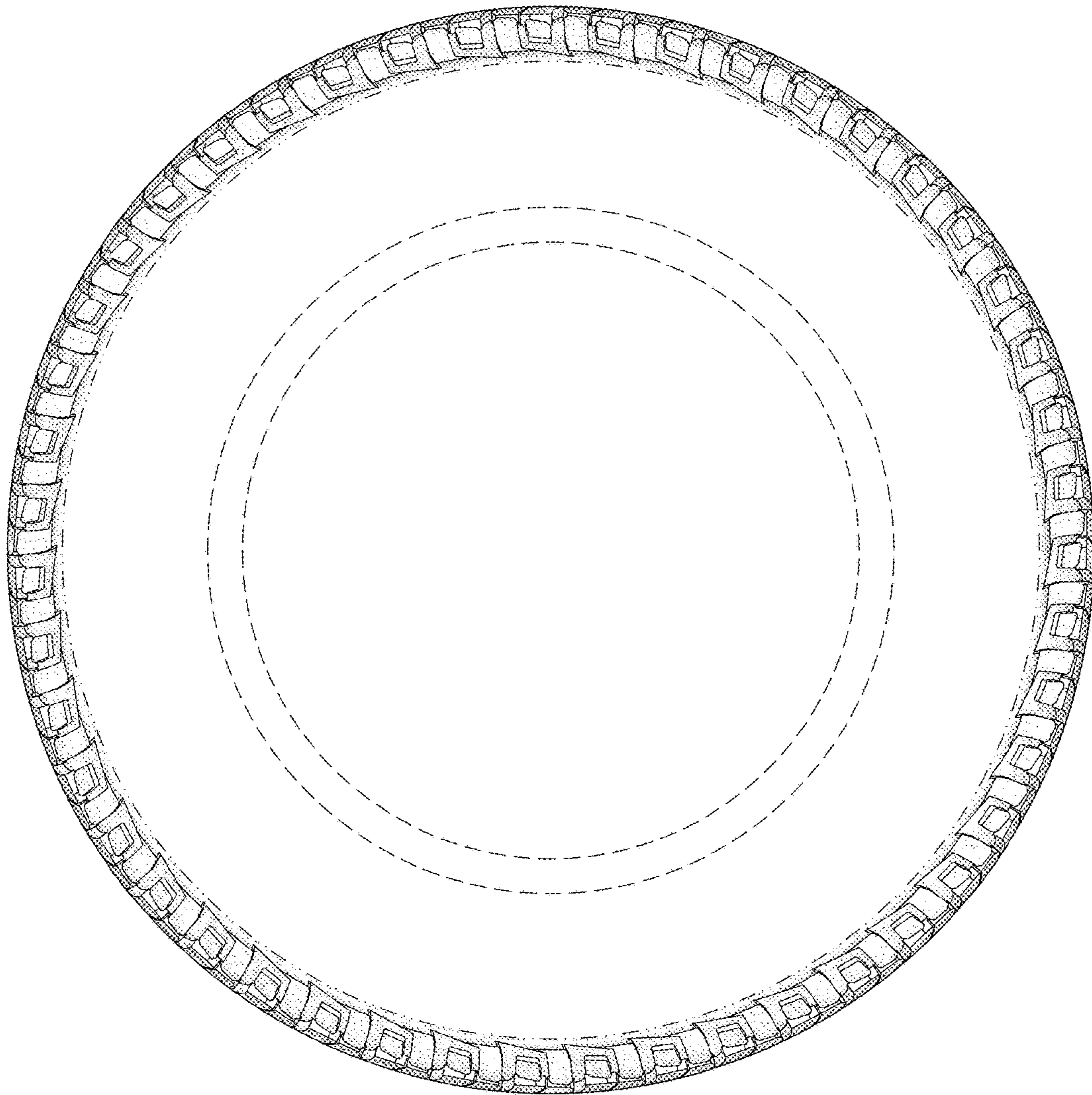


FIG. 3

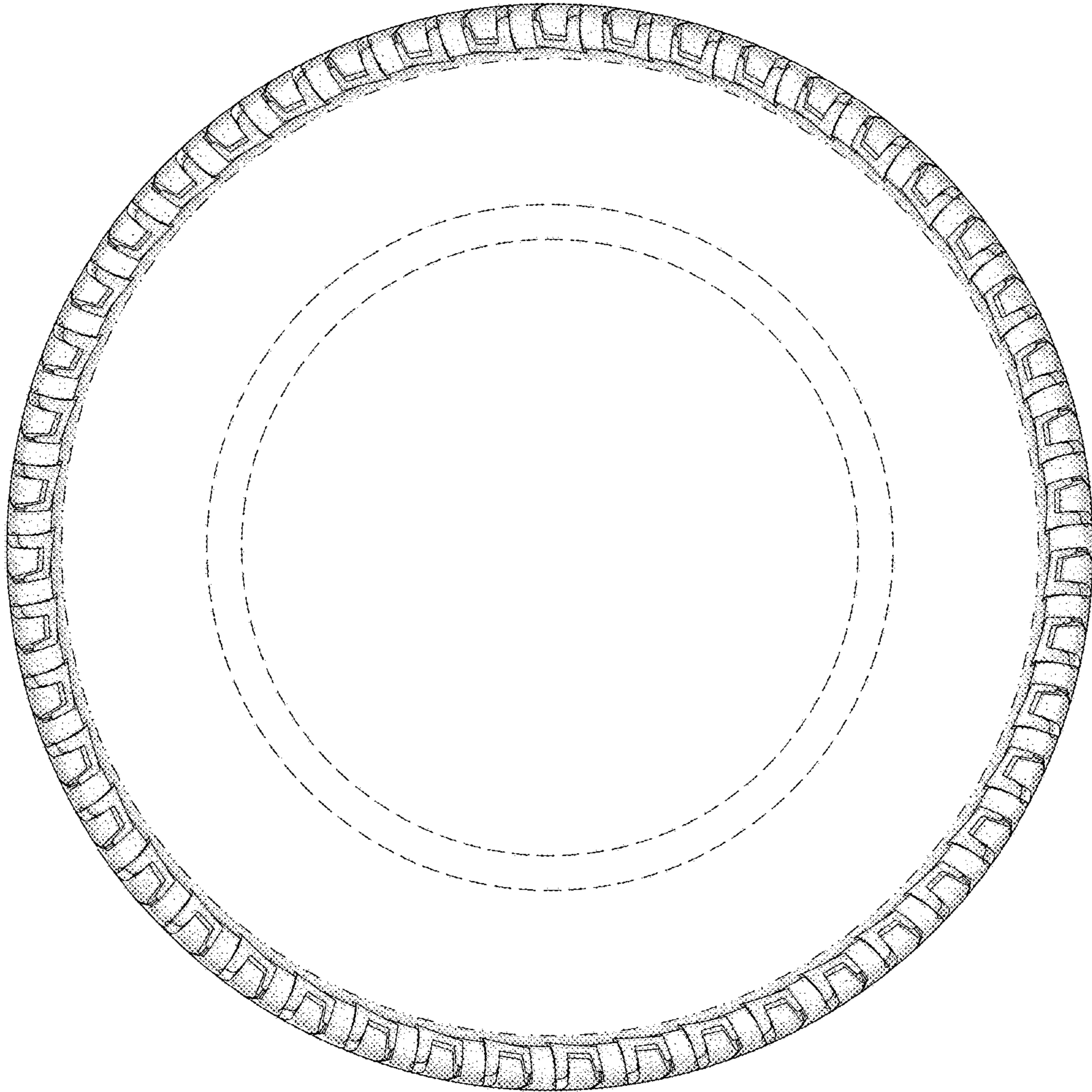


FIG. 4

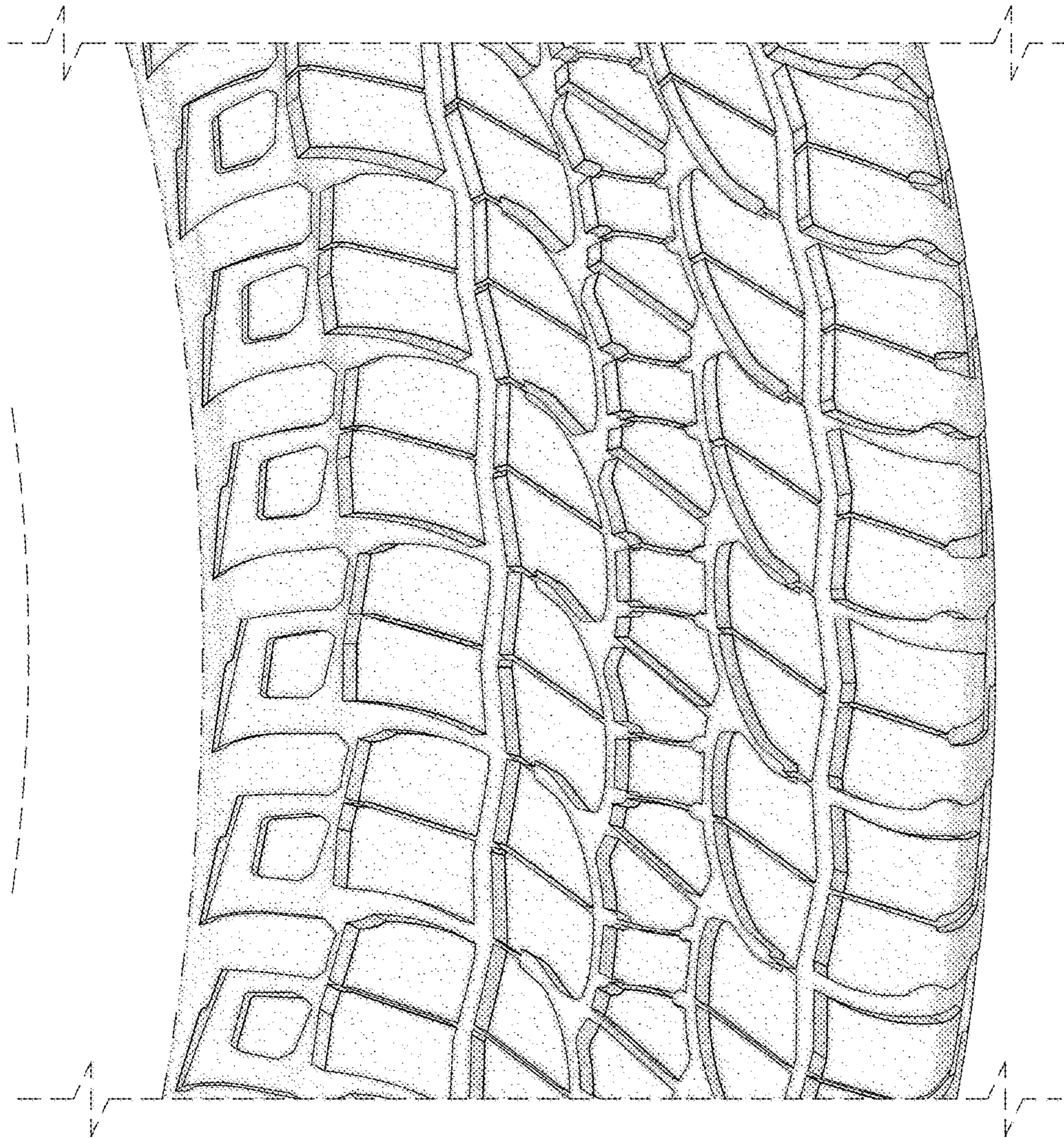


FIG. 5