



US00D821279S

(12) **United States Design Patent**  
**Szavits**

(10) **Patent No.:** **US D821,279 S**

(45) **Date of Patent:** **\*\* Jun. 26, 2018**

(54) **DECORATIVE FITTING FOR A VEHICLE**

(71) Applicant: **Bayerische Motoren Werke  
Aktiengesellschaft, Munich (DE)**

(72) Inventor: **Michael Szavits, Munich (DE)**

(73) Assignee: **Bayerische Motoren Werke  
Aktiengesellschaft, Munich (DE)**

(\*\*) Term: **15 Years**

(21) Appl. No.: **29/581,556**

(22) Filed: **Oct. 20, 2016**

(30) **Foreign Application Priority Data**

Apr. 21, 2016 (DE) ..... 40 2016 100 513

(51) **LOC (11) Cl.** ..... **12-08**

(52) **U.S. Cl.**  
USPC ..... **D12/190**

(58) **Field of Classification Search**  
USPC .... D12/190, 192, 400, 90, 91, 92, 199, 197,  
D12/86, 171, 169, 163, 110, 114  
CPC ..... B60R 13/043; B60R 2013/0293; B60R  
13/02; B60R 13/04  
See application file for complete search history.

(56) **References Cited**

**U.S. PATENT DOCUMENTS**

D748,547 S \* 2/2016 Battams ..... D12/190  
D753,029 S \* 4/2016 Talsma ..... D12/163

D763,152 S \* 8/2016 Frascella ..... D12/190  
D771,547 S \* 11/2016 Sandys ..... D12/422  
D773,963 S \* 12/2016 Battams ..... D12/163  
D788,659 S \* 6/2017 Jelec ..... D12/163  
D807,264 S \* 1/2018 Henstridge ..... D12/190  
D808,316 S \* 1/2018 Piscitelli ..... D12/190  
D808,317 S \* 1/2018 Piscitelli ..... D12/190

\* cited by examiner

*Primary Examiner* — Katrina A Betton

(74) *Attorney, Agent, or Firm* — Crowell & Moring LLP

(57) **CLAIM**

The ornamental design for a decorative fitting for a vehicle,  
as shown and described.

**DESCRIPTION**

This application contains subject matter related to the fol-  
lowing co-pending U.S. design patent application:  
Application Ser. No. 29/581,549, filed herewith and entitled  
“Vehicle, Toy, and/or Replicas Thereof”.

FIG. 1 is a front view of a decorative fitting for a vehicle  
according to the design;

FIG. 2 is a left, front perspective view thereof;

FIG. 3 is a rear perspective view thereof;

FIG. 4 is a left side view thereof;

FIG. 5 is a right side view thereof;

FIG. 6 is a top view thereof;

FIG. 7 is a bottom view thereof; and,

FIG. 8 is a rear view thereof.

**1 Claim, 8 Drawing Sheets**





Fig. 1



Fig. 2




Fig. 3

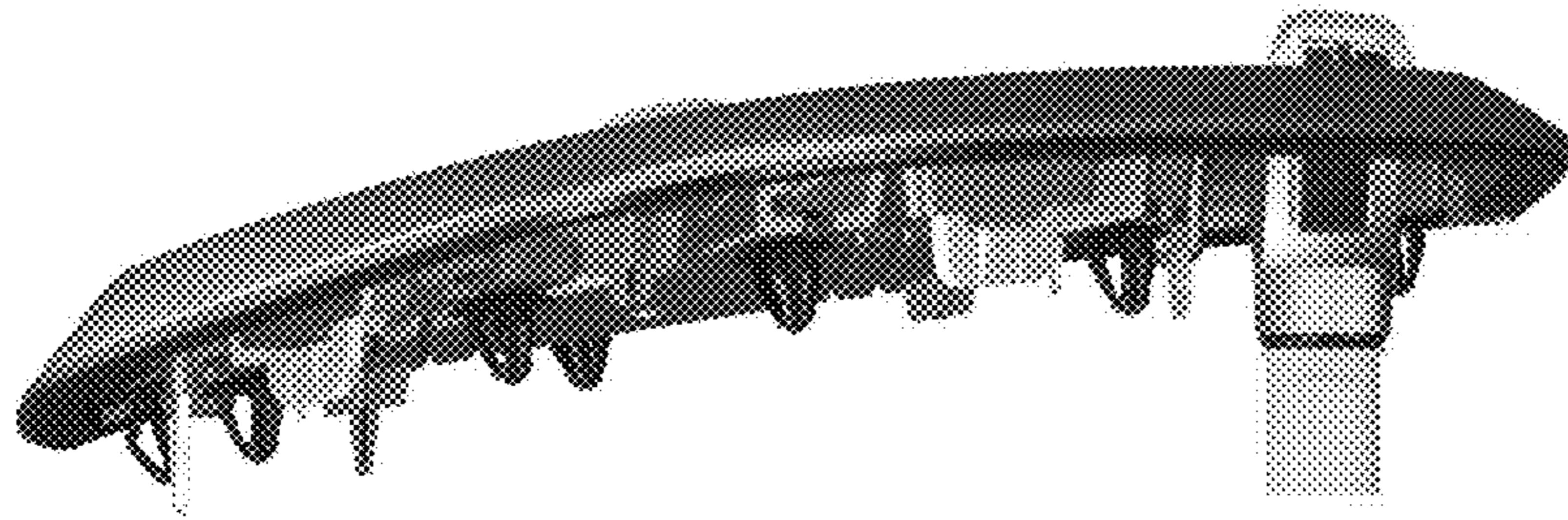


Fig. 4




Fig. 5




Fig. 6

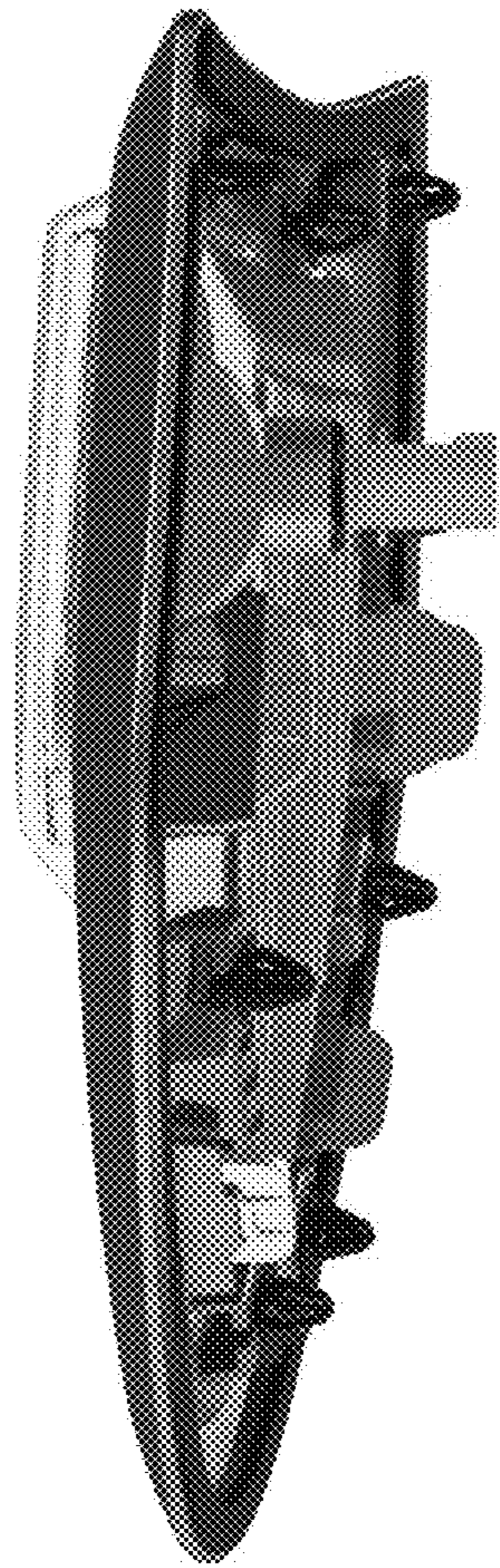


Fig. 7






Fig. 8