



US00D821271S

(12) **United States Design Patent**
Minami et al.

(10) **Patent No.:** **US D821,271 S**
(45) **Date of Patent:** **** Jun. 26, 2018**

- (54) **GRILL FOR AN AUTOMOBILE**
- (71) Applicant: **HONDA MOTOR CO., LTD.**, Tokyo (JP)
- (72) Inventors: **Toshinobu Minami**, Wako (JP); **David William Marek**, Raymond, OH (US)
- (73) Assignee: **HONDA MOTOR CO., LTD.**, Tokyo (JP)
- (**) Term: **15 Years**
- (21) Appl. No.: **29/560,485**
- (22) Filed: **Apr. 7, 2016**

(30) **Foreign Application Priority Data**

Oct. 9, 2015 (JP) 2015-022452

(51) **LOC (11) Cl.** **12-16**

(52) **U.S. Cl.**
USPC **D12/163**

(58) **Field of Classification Search**
USPC D12/93, 163, 164, 166, 172, 173, 190
CPC B62D 25/08; B62B 9/16; B60K 11/08;
B60R 19/52

See application file for complete search history.

(56) **References Cited**

U.S. PATENT DOCUMENTS

- 6,328,358 B1 * 12/2001 Berweiler B60R 19/52
180/68.6
- D619,508 S * 7/2010 Choi D12/164
- D633,012 S * 2/2011 Bauer D12/163
- D635,897 S * 4/2011 Frei D12/163

- D640,610 S * 6/2011 Schell D12/163
- D645,795 S * 9/2011 Ishibashi D12/163
- D663,656 S * 7/2012 Frenzel D12/163
- D687,750 S * 8/2013 Frei D12/163
- D687,751 S * 8/2013 Futschik D12/163
- D692,358 S * 10/2013 Nakamuta D12/190
- D699,163 S * 2/2014 Janssen D12/164
- D701,798 S * 4/2014 Futschik D12/164
- D711,790 S * 8/2014 Futschik D12/164
- D721,019 S * 1/2015 Pevovar D12/163
- D759,551 S * 6/2016 Nakahara D12/163
- D788,662 S * 6/2017 Minami D12/190
- D788,663 S * 6/2017 Minami D12/190
- D788,664 S * 6/2017 Minami D12/190
- D790,412 S * 6/2017 Dunford D12/163
- 2017/0129430 A1 * 5/2017 Aizawa B60R 19/18
- 2017/0137954 A1 * 5/2017 Hashimoto B60K 11/08

* cited by examiner

Primary Examiner — Susan Bennett Hattan

Assistant Examiner — Suzanne E Tisdell

(74) *Attorney, Agent, or Firm* — Westerman, Hattori, Daniels & Adrian, LLP

(57) **CLAIM**

The ornamental design for a grill for an automobile, as shown and described.

DESCRIPTION

FIG. 1 is a front perspective view of a grill for an automobile;

FIG. 2 is a front view thereof;

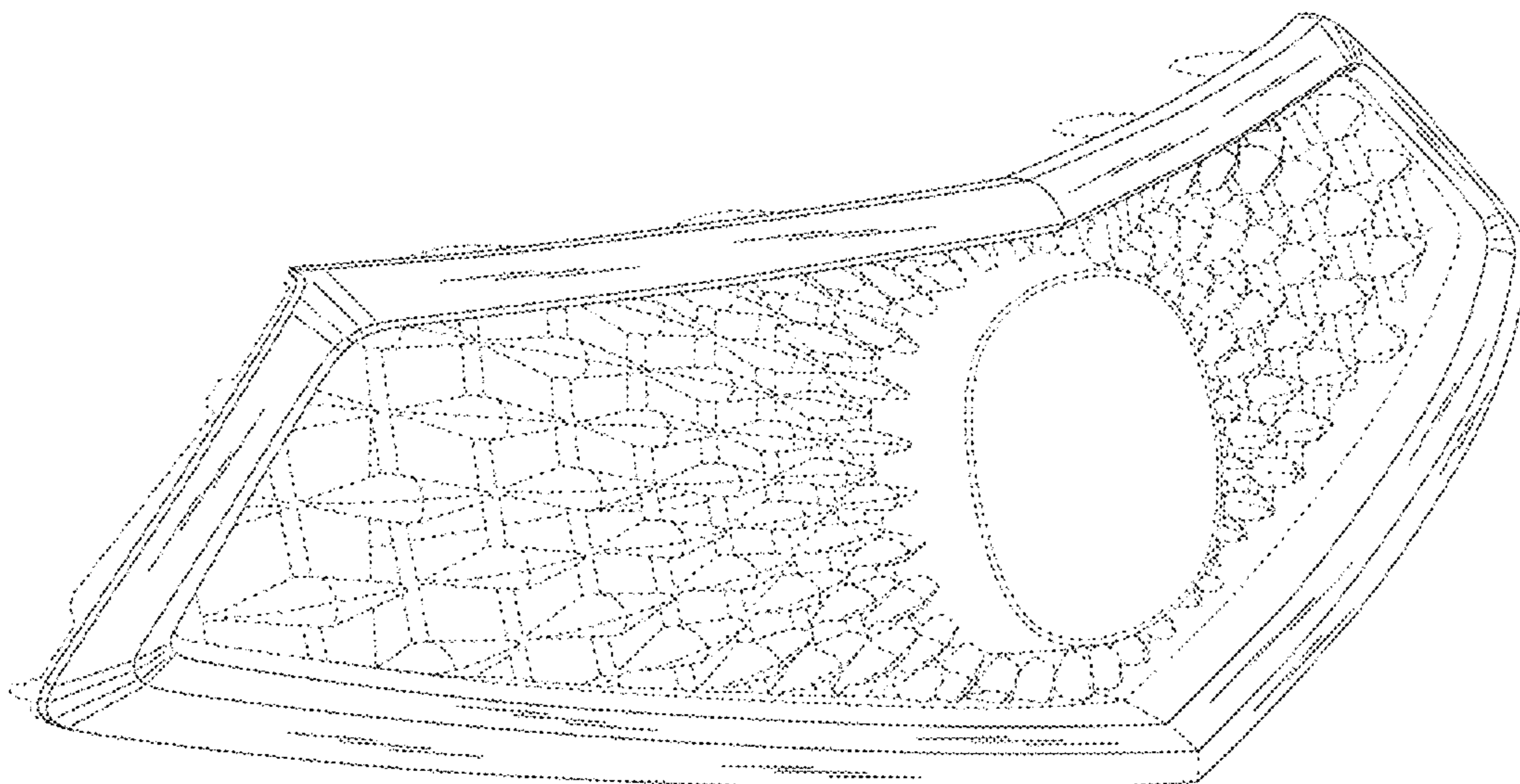
FIG. 3 is a plan view thereof;

FIG. 4 is a right side view thereof; and,

FIG. 5 is a left side view thereof.

The broken lines form no part of the claimed design.

1 Claim, 5 Drawing Sheets



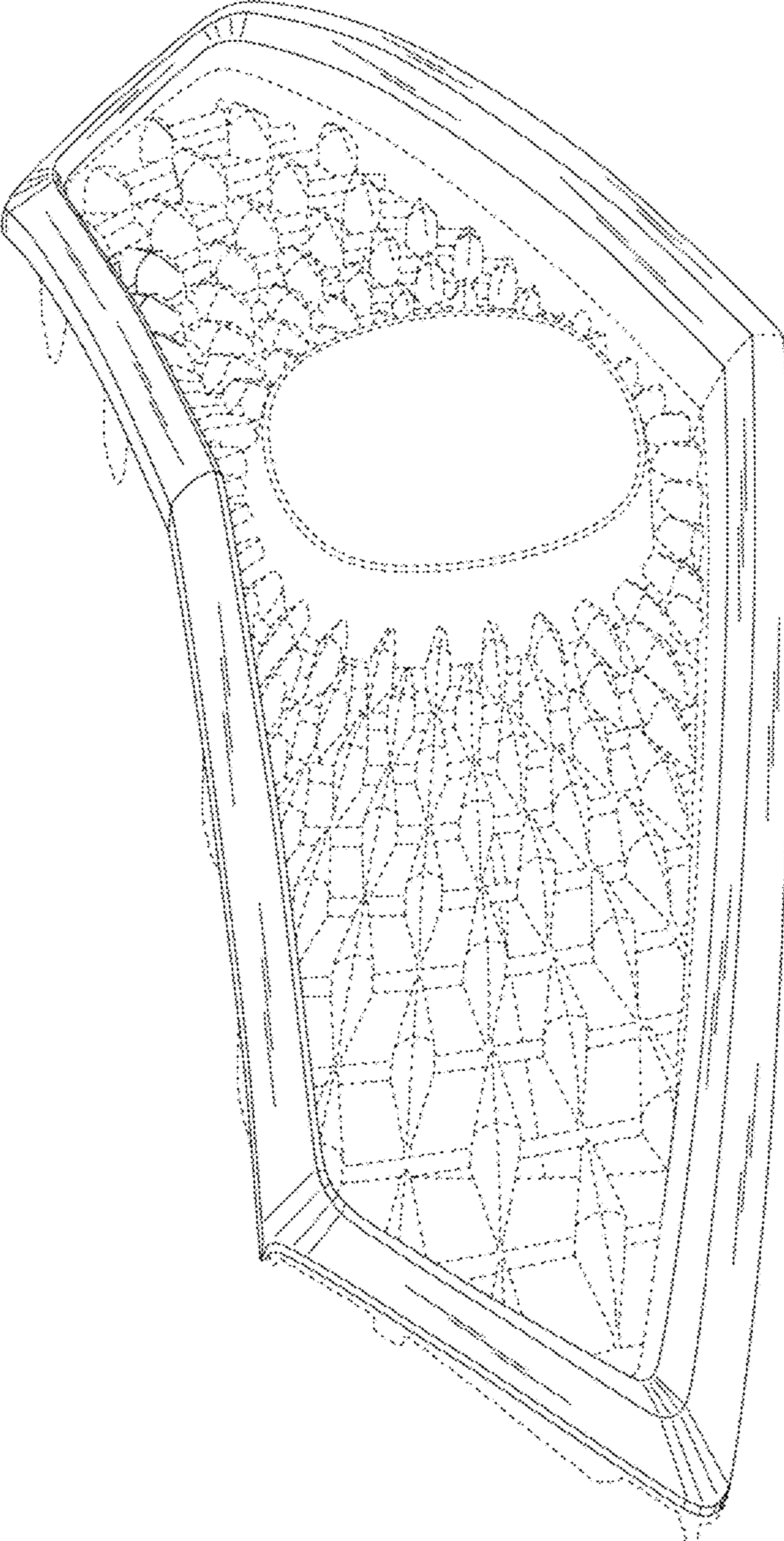


FIG.1

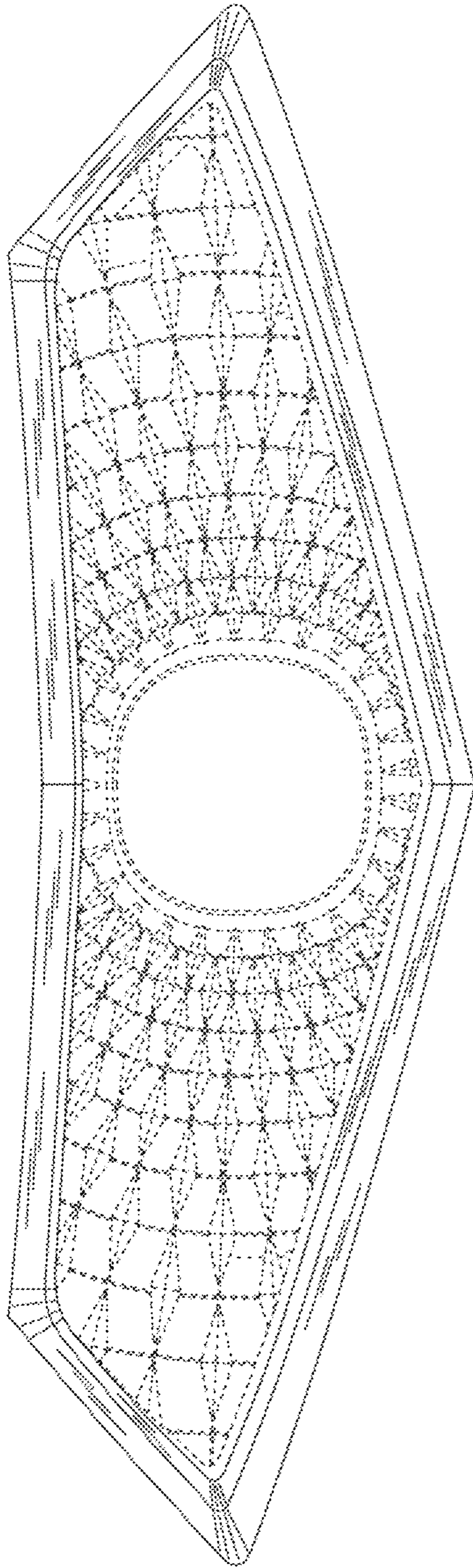


FIG.2

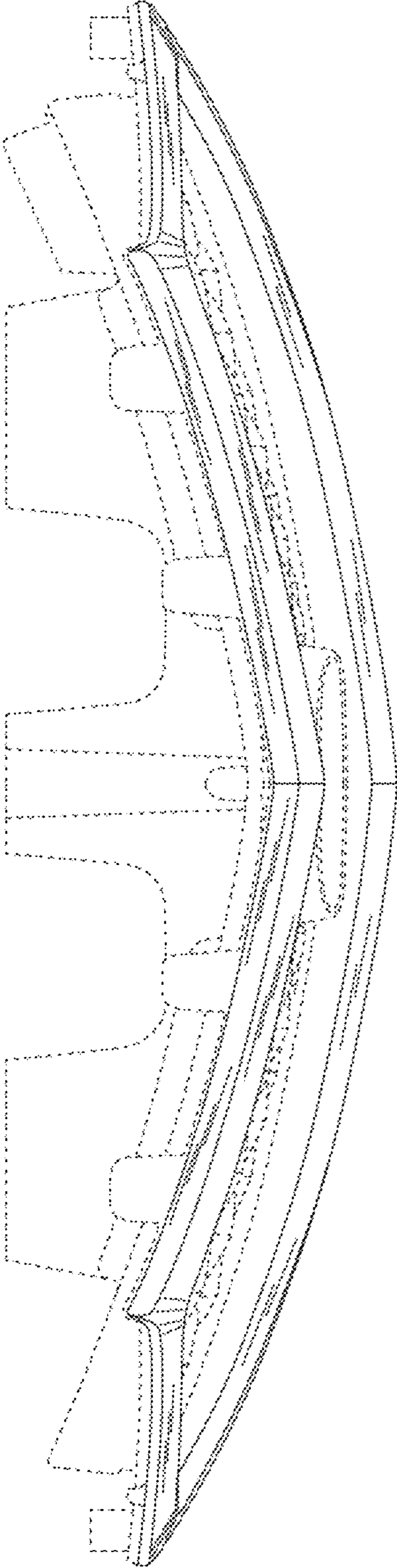


FIG.3

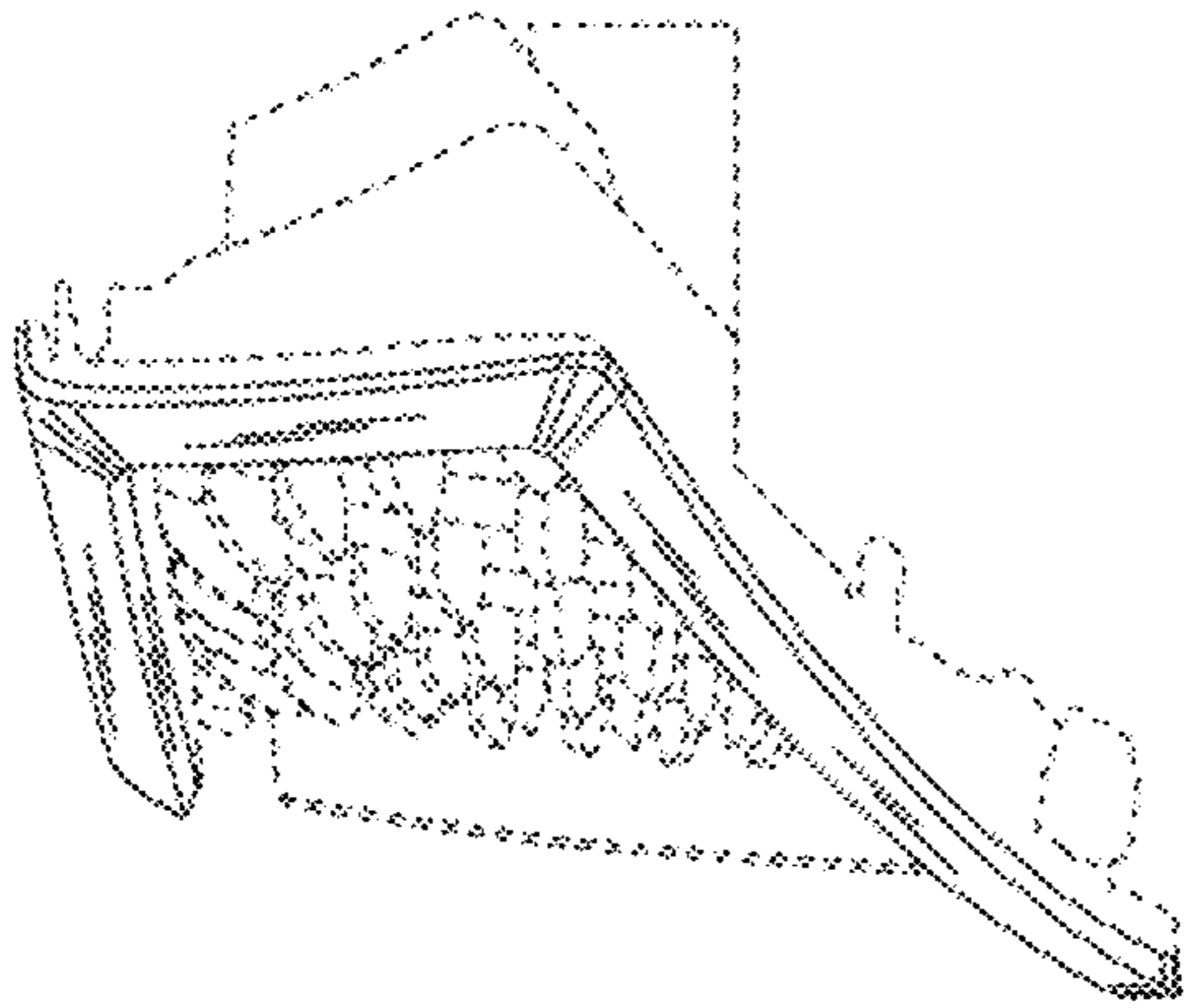


FIG.4

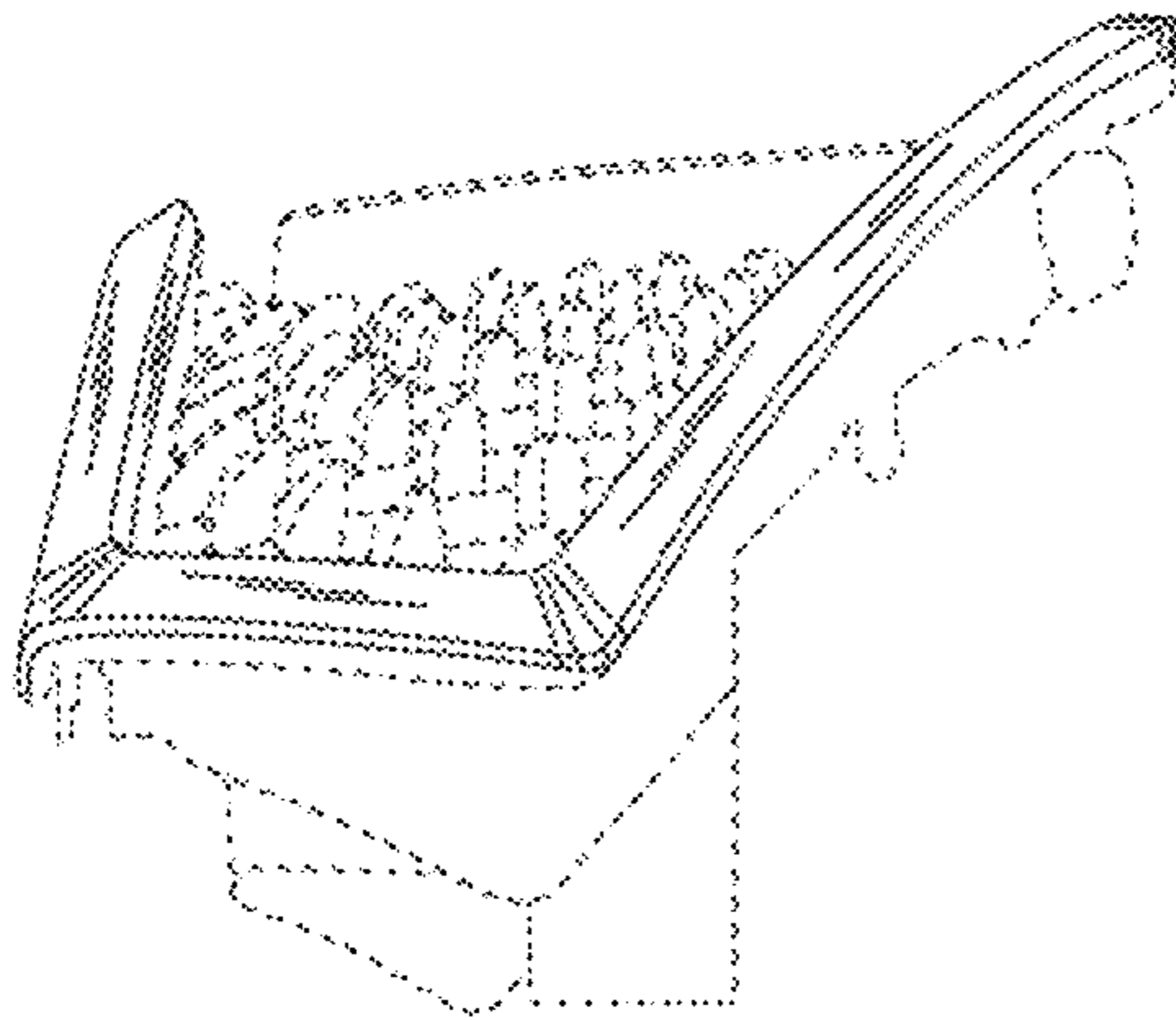


FIG. 5