



US00D821259S

(12) **United States Design Patent**
Ciptak et al.

(10) **Patent No.:** **US D821,259 S**
(45) **Date of Patent:** **** Jun. 26, 2018**

(54) **BUCKLE**

(71) Applicant: **Thompson Weiler Enterprises LLC**,
Mt. Kisco, NY (US)

(72) Inventors: **Valerie Ciptak**, Ossining, NY (US);
Julie DeMarchis, Ossining, NY (US);
Leslie Asch, Croton-on-Hudson, NY
(US)

(73) Assignee: **THOMPSON-WEILER**
ENTERPRISES, LLC, Mt. Kisco, NY
(US)

(**) Term: **15 Years**

(21) Appl. No.: **29/595,433**

(22) Filed: **Feb. 28, 2017**

(51) **LOC (11) Cl.** **02-07**

(52) **U.S. Cl.**
USPC **D11/218**

(58) **Field of Classification Search**
USPC D11/1-2, 200-201, 206-212, 214-218,
D11/223-224, 232-233, 239; 24/163 R,
24/169-171, 173, 177-179, 191,
24/194-195, 197, 200, 614-616, 625,
24/198, 578.11, 578.1, 163 K, 114;
D2/853, 624
CPC A44B 11/26; A44B 11/25; A44B 11/06;
A44B 11/04; A44B 11/01; A44B 11/001;
A44B 11/10
See application file for complete search history.

D290,349 S * 6/1987 Kasai D11/218
D352,681 S * 11/1994 Fildan D11/200
6,056,626 A * 5/2000 Fildan A41F 15/002
2/336
6,059,634 A * 5/2000 Fildan A41F 15/002
24/197
D471,132 S * 3/2003 Murata D11/218
D520,908 S * 5/2006 Haymond D11/218
7,140,080 B2 * 11/2006 Fildan A44B 11/04
24/302
D545,243 S * 6/2007 Gracer D11/218
7,234,995 B2 * 6/2007 Fildan A41F 15/002
24/198
D558,088 S * 12/2007 Pontaoe D11/218
D586,259 S * 2/2009 Kelleghan D11/218
D653,169 S * 1/2012 Lo D11/218
D712,306 S * 9/2014 Fildan D11/218
D727,793 S * 4/2015 Schier D11/200
D786,735 S * 5/2017 Koreishi D11/218

* cited by examiner

Primary Examiner — Ralf Seifert

(74) *Attorney, Agent, or Firm* — Andrew F. Young, Esq.;
Lackebach Siegel, LLP

(57) **CLAIM**

The ornamental design for a buckle, as shown and described.

DESCRIPTION

FIG. 1 is a front top perspective view of the present invention.

FIG. 2 is a top plan view of FIG. 1.

FIG. 3 is a bottom plan view of FIG. 1.

FIG. 4 is a left side view of FIG. 1.

FIG. 5 is a right side view of FIG. 1.

FIG. 6 is a front view of FIG. 1; and,

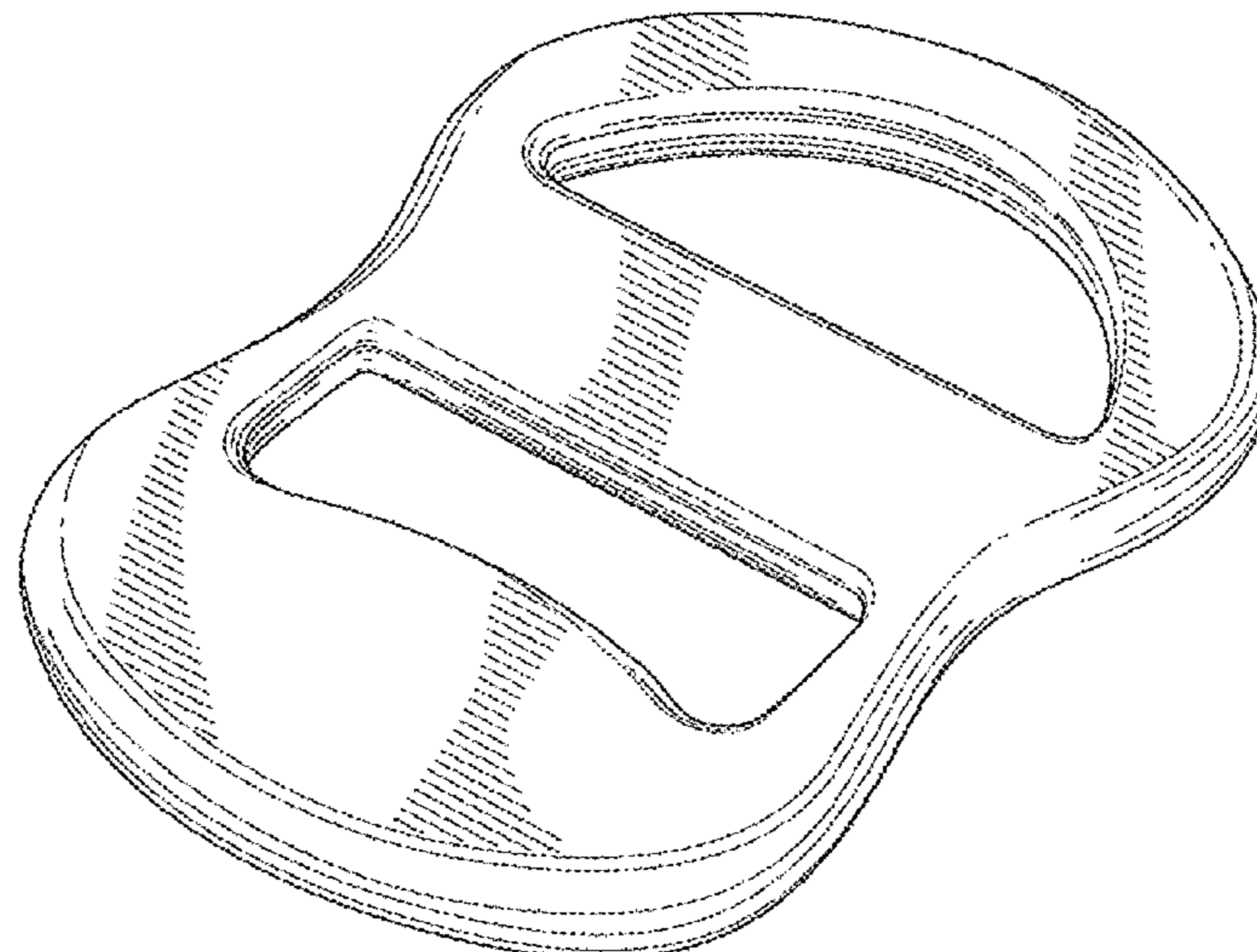
FIG. 7 is a back view of FIG. 1.

The surfaces are lightly lined for contour only. No claim is made to features not shown in the present drawings.

1 Claim, 5 Drawing Sheets

(56) **References Cited**
U.S. PATENT DOCUMENTS

D65,201 S * 7/1924 Rosenblum D11/218
2,713,708 A * 7/1955 Auderson A44B 11/04
24/198



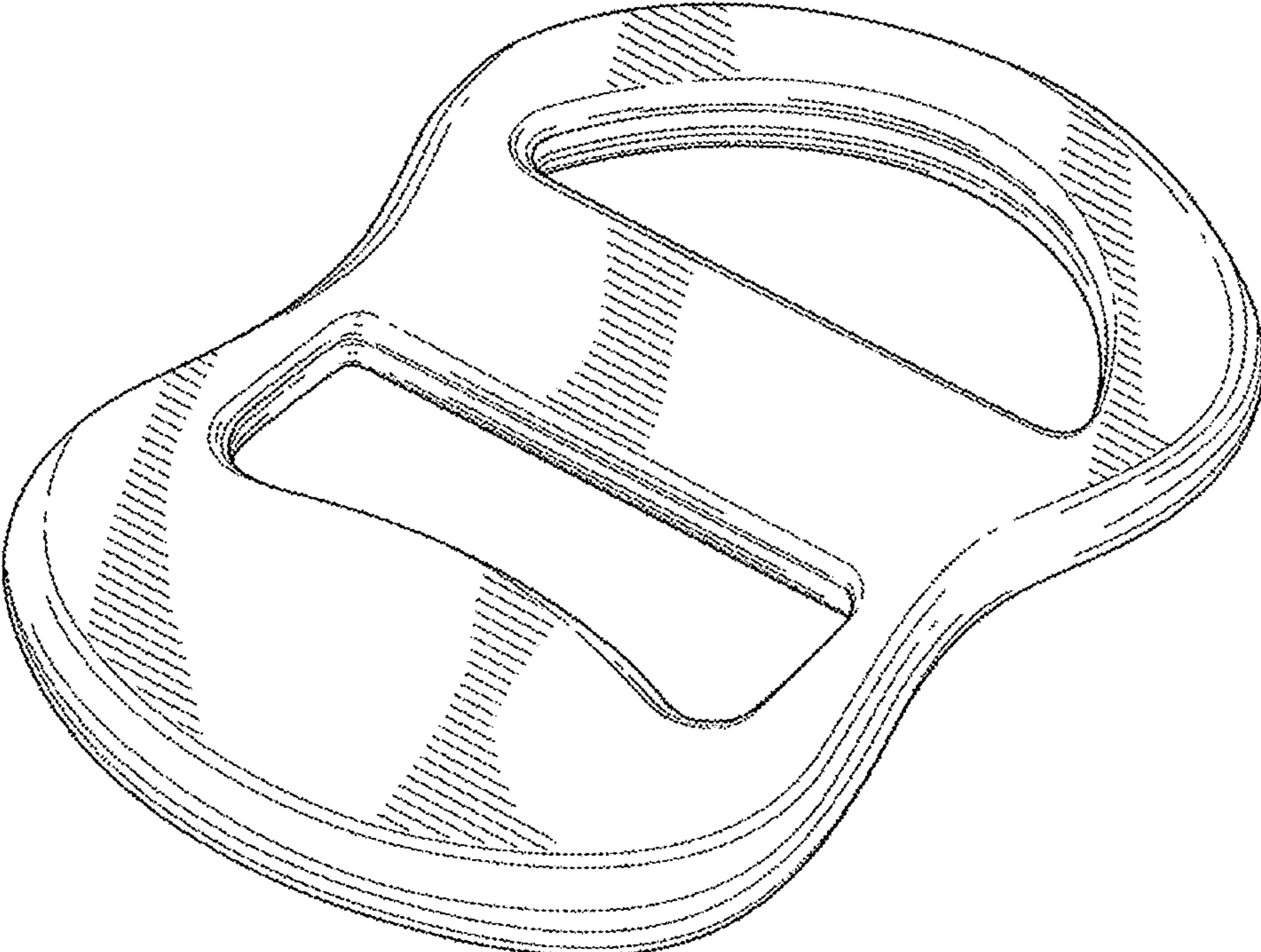


FIG. 1

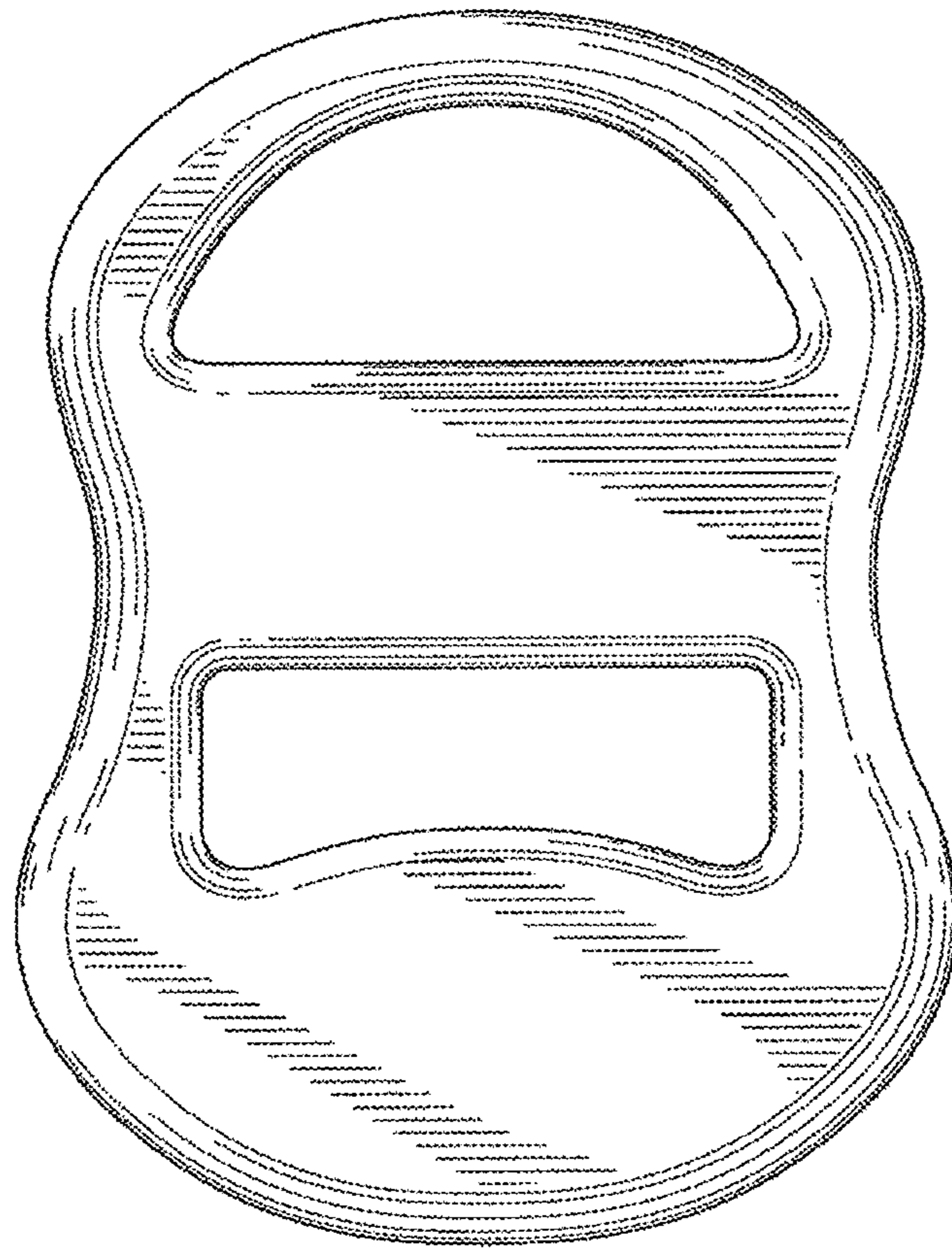


FIG. 2

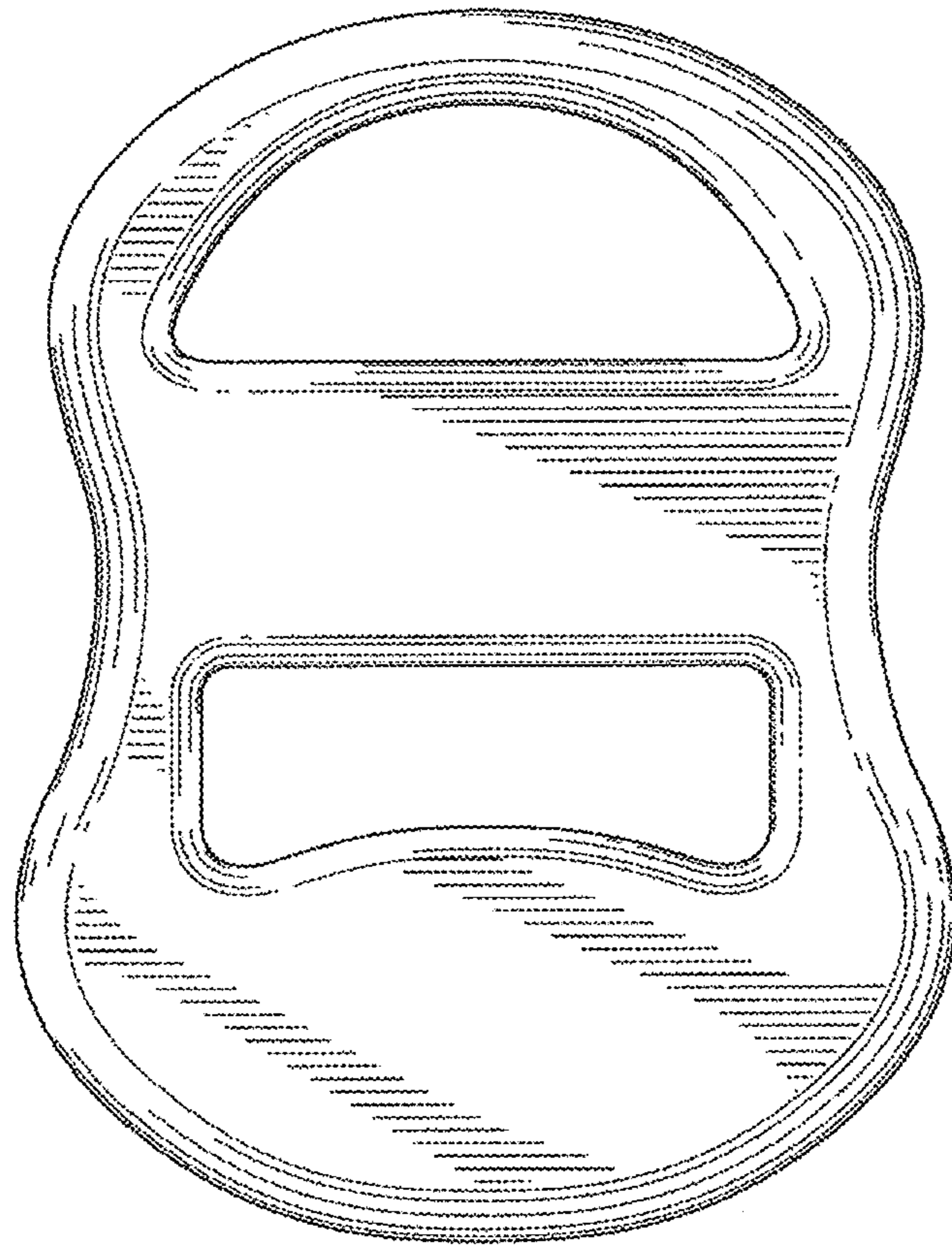


FIG. 3




FIG. 4




FIG. 5




FIG. 6




FIG. 7