



US00D821244S

(12) **United States Design Patent** (10) **Patent No.:** **US D821,244 S**
Bode (45) **Date of Patent:** **** Jun. 26, 2018**

(54) **WATCH DIAL**
(71) Applicant: **Lange Uhren GmbH**, Glashutte (DE)
(72) Inventor: **Nils Bode**, Hannover (DE)
(73) Assignee: **Lange Uhren GmbH**, Glashutte (DE)
(**) Term: **15 Years**
(21) Appl. No.: **29/586,533**
(22) Filed: **Dec. 5, 2016**
(51) **LOC (11) Cl.** **10-07**
(52) **U.S. Cl.**
USPC **D10/126**
(58) **Field of Classification Search**
USPC D10/14, 30-39, 65, 70, 122-132;
D14/344, 138 R
CPC ... G04F 1/00; G04F 1/06; G04F 1/063; G04F
7/06; G04F 7/0861; G04F 7/0871; G04F
7/08; G04F 7/0804; G04F 7/0842; G04F
7/0876; G04B 19/00; G04B 19/02; G04B
19/04; G04B 19/06; G04B 19/08; G04B
19/26; G04B 19/24; G04B 39/00; G04B
39/002; G04B 39/004; G04B 39/006;
A01G 25/165; B05B 12/02
See application file for complete search history.

D691,504 S * 10/2013 Ruffieux D10/126
D727,754 S * 4/2015 Laucella D10/39
D734,177 S * 7/2015 Kamilindi D10/126
D756,260 S * 5/2016 Nguyen-Tang D10/126
D758,210 S * 6/2016 Guillaume D10/126
D762,134 S * 7/2016 Jeannet D10/126
D792,261 S * 7/2017 Antifora D10/126

OTHER PUBLICATIONS

Original 1994 Tourbillon Pour le Merite | posted at watchesbysjx.blogspot.com Aug. 14, 2015 © Su Jia Xian 2011 onwards [online][site visited Sep. 22, 2017]. Available from Internet: <http://watchesbysjx.blogspot.com/2015/08/the-verdict-detailed-look-at-original.html.*

Lange and Sohne Tourbillon Pour le Merite | posted at watchprosite.com Sep. 21, 2009 [online][site visited Sep. 22, 2017]. Available from Internet: <http://www.watchprosite.com/page-wf.forumpost/fi-10/ti-549321/pi-3375891.*

* cited by examiner

Primary Examiner — Sandra S Snapp
Assistant Examiner — Katherine Glennon
(74) *Attorney, Agent, or Firm* — Taft Stettinius & Hollister LLP

(57) **CLAIM**

The ornamental design for a watch dial, as shown and described.

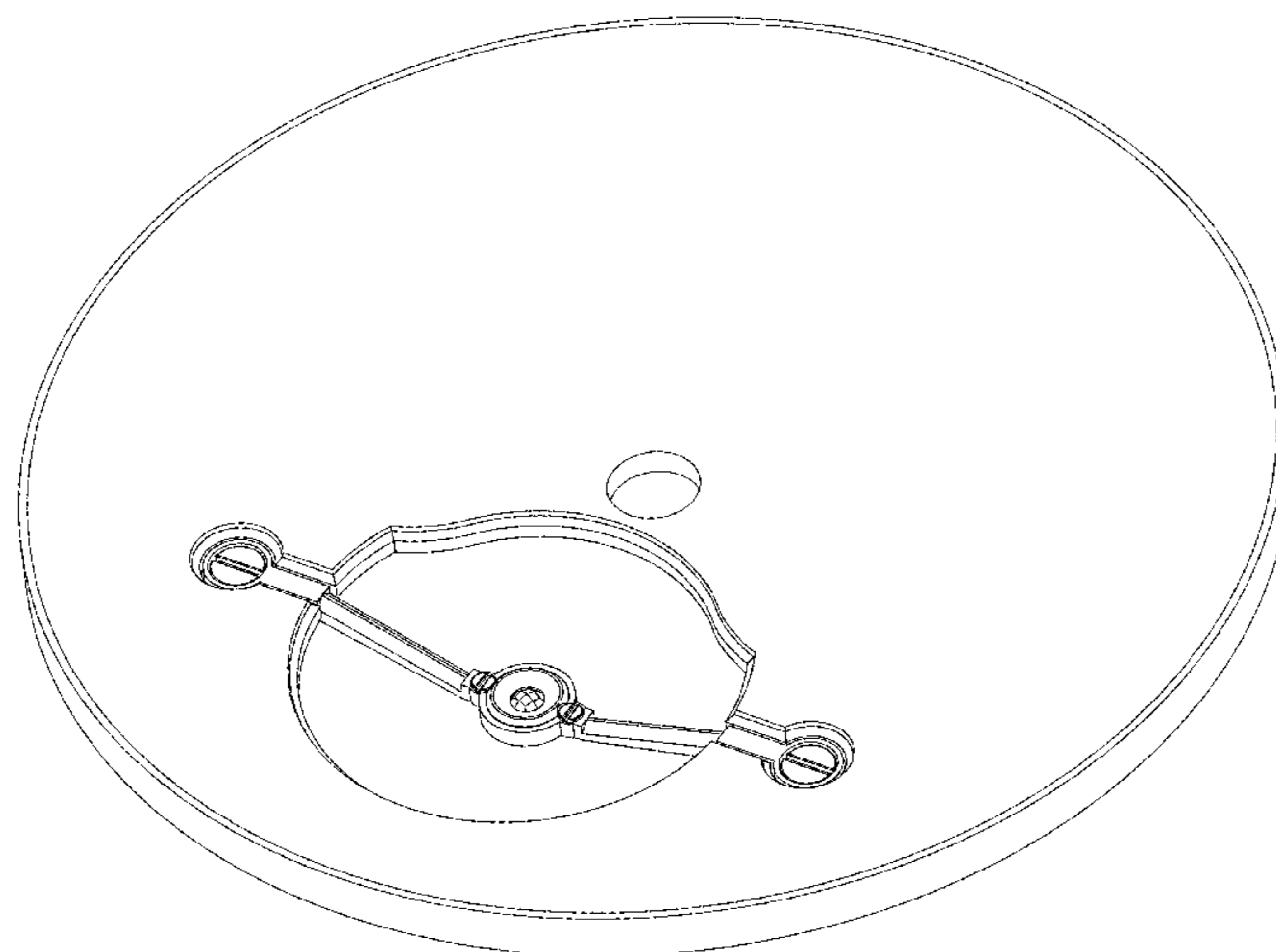
DESCRIPTION

FIG. 1 is a top plan view of a watch dial showing my new design;
FIG. 2 is a bottom plan view thereof;
FIG. 3 is a left side elevational view thereof;
FIG. 4 is a right side elevational view thereof;
FIG. 5 is a front elevational view thereof;
FIG. 6 is a rear elevational view thereof; and,
FIG. 7 is a right, top perspective view thereof.

1 Claim, 7 Drawing Sheets

(56) **References Cited**
U.S. PATENT DOCUMENTS

D14,919 S * 3/1884 Perregaux D10/129
D496,874 S * 10/2004 Nataf D10/126
D524,182 S * 7/2006 Nataf D10/126
D559,131 S * 1/2008 Laucella D10/39
D611,377 S * 3/2010 Nataf D10/126
D625,213 S * 10/2010 Vaptzarof D10/126
D628,507 S * 12/2010 Plange D10/126
D632,200 S * 2/2011 Kauffmann D10/126
D649,489 S * 11/2011 Chastaingt D10/126
D668,573 S * 10/2012 Rabassa D10/126
D685,281 S * 7/2013 Hamel D10/126



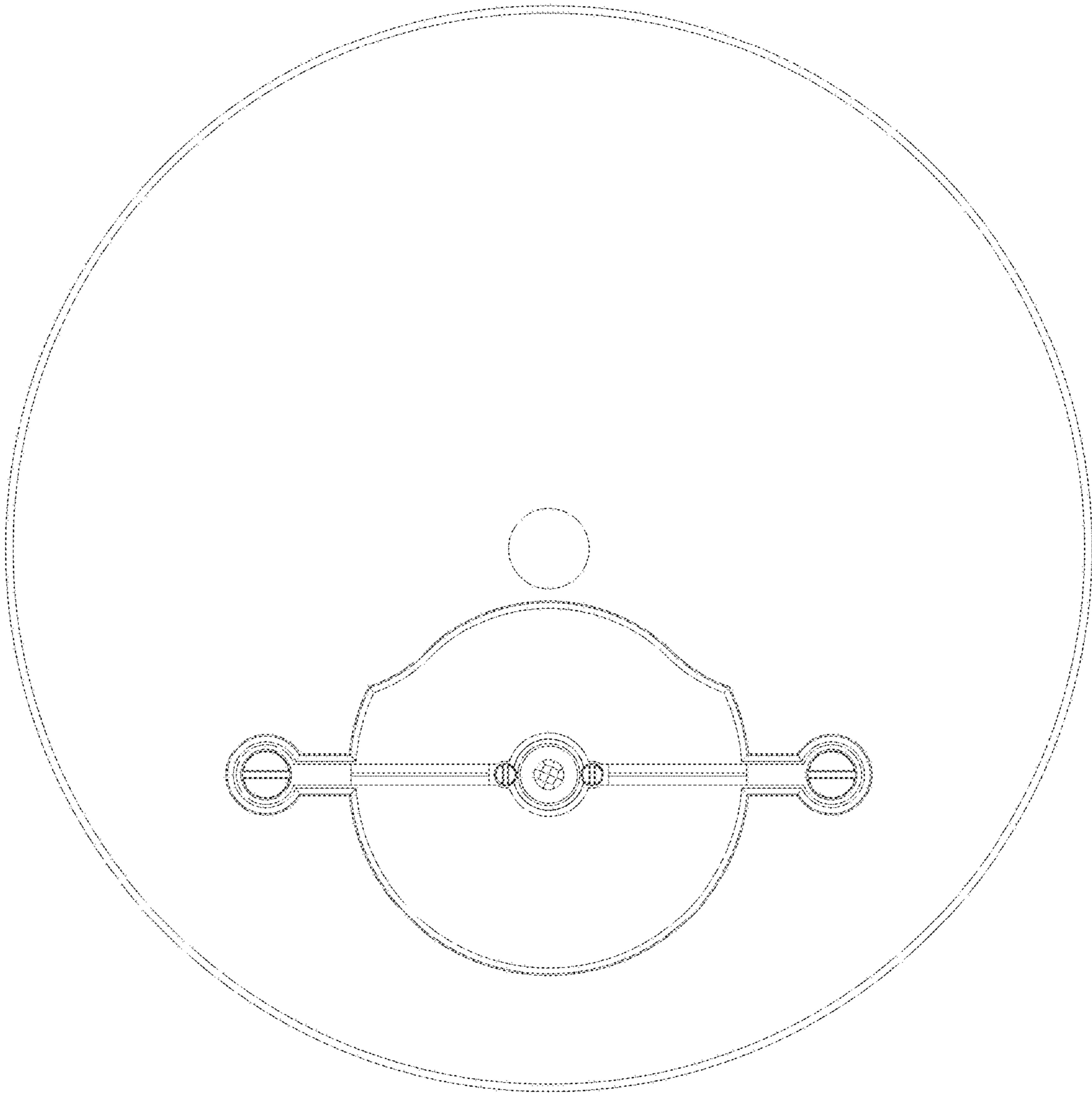


Fig. 1

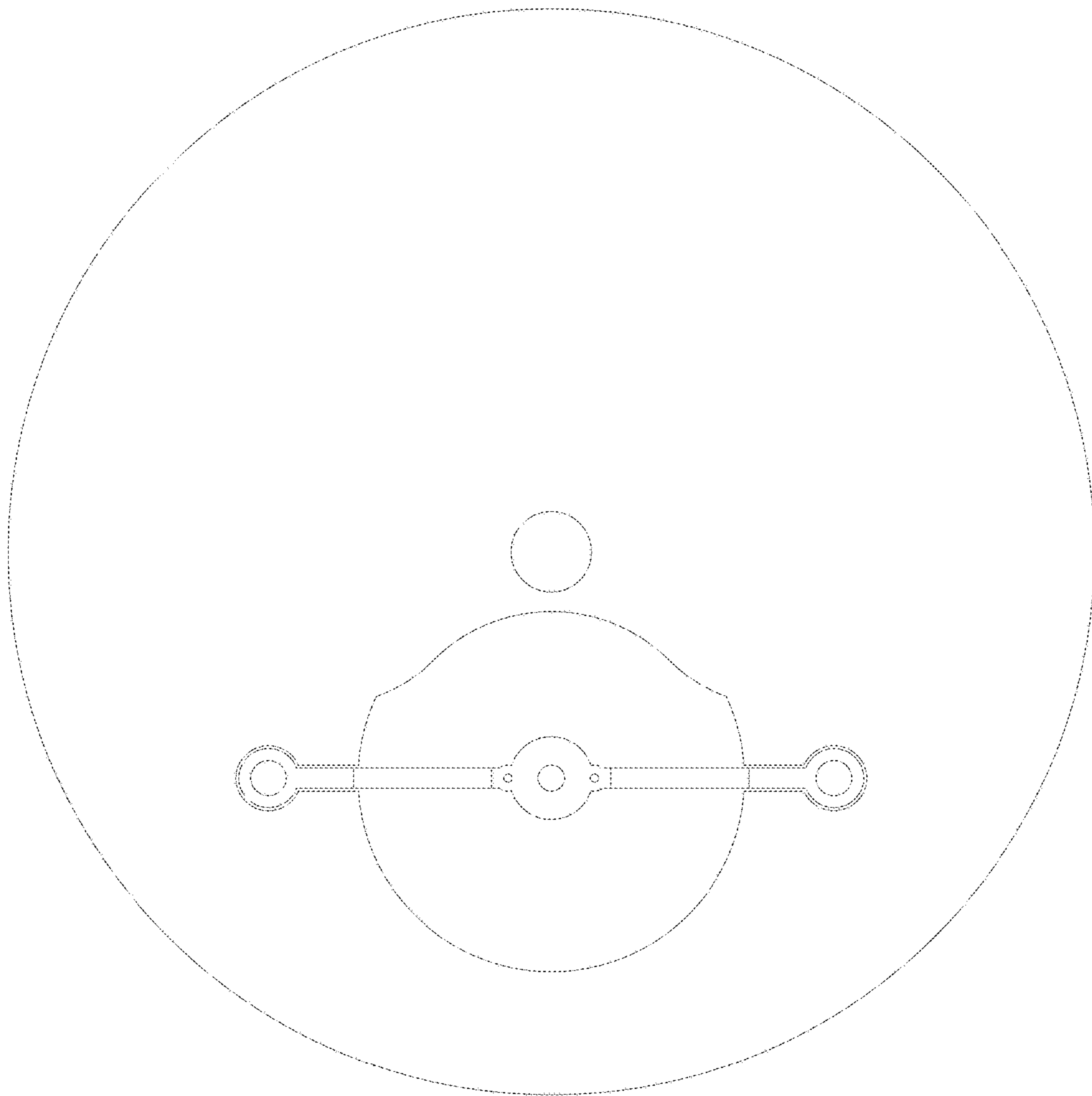


Fig. 2




Fig. 3




Fig. 4

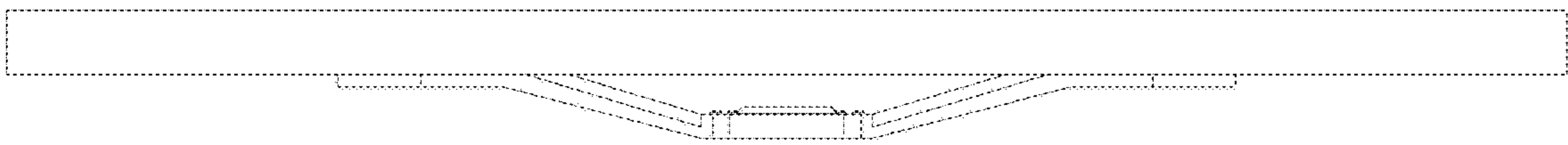


Fig. 5

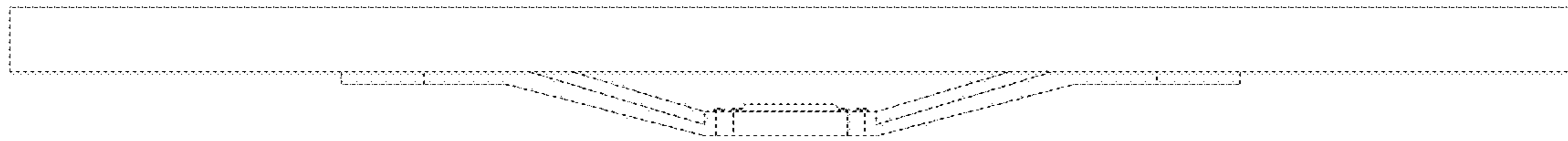


Fig. 6

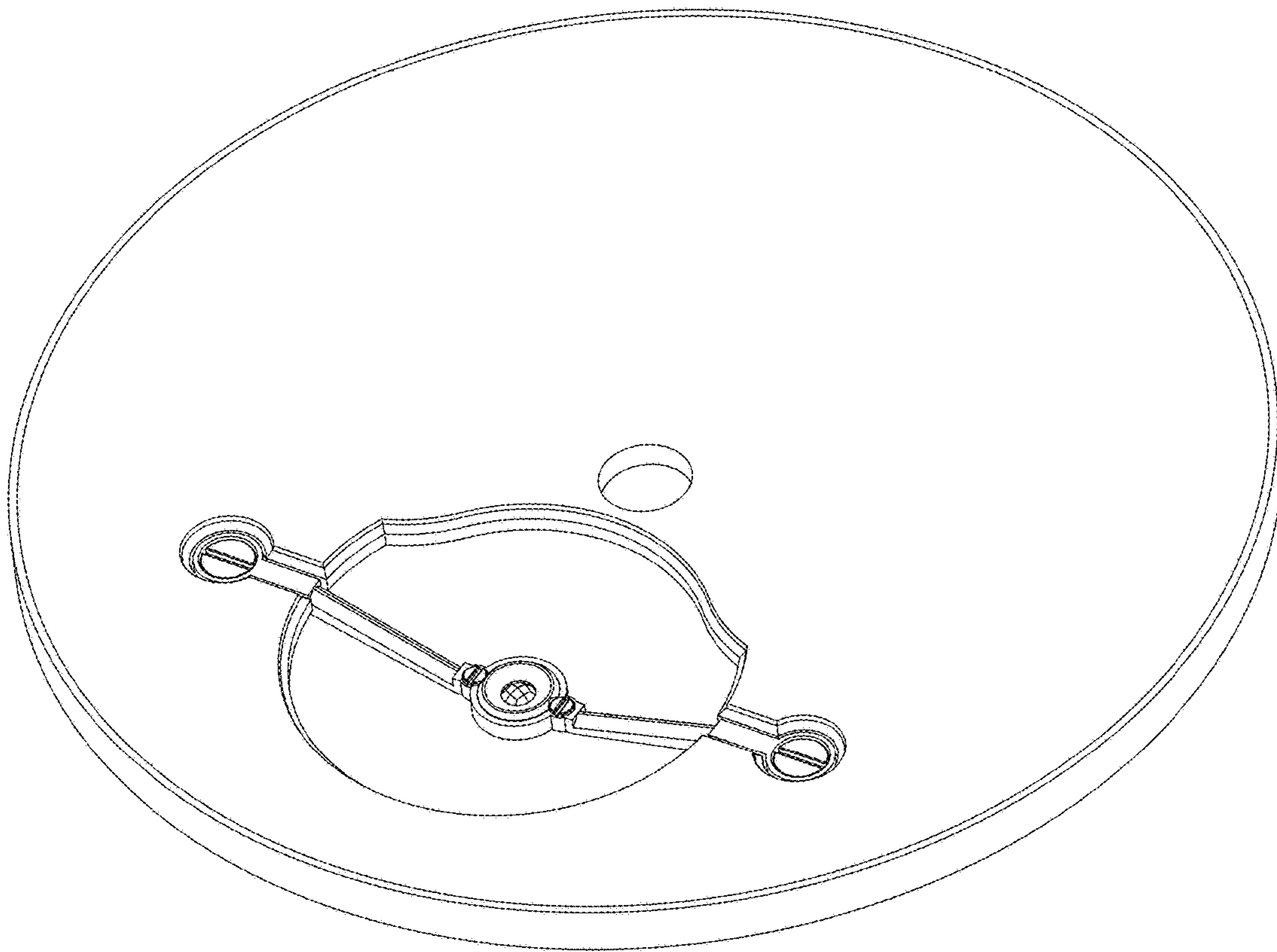


Fig. 7