



US00D821220S

(12) **United States Design Patent** (10) **Patent No.:** **US D821,220 S**
Sahatjian (45) **Date of Patent:** **** Jun. 26, 2018**

(54) **FOOD TRAY**

B65D 2519/00268; B65D 2519/00318;
B65D 2519/00208; B65D 77/003

(71) Applicant: **Sarine Sahatjian**, Simi Valley, CA
(US)

See application file for complete search history.

(72) Inventor: **Sarine Sahatjian**, Simi Valley, CA
(US)

(56) **References Cited**

(**) Term: **15 Years**

U.S. PATENT DOCUMENTS

(21) Appl. No.: **29/589,906**

2,023,470	A	*	12/1935	Hart	B65D 1/34 220/574
D208,831	S	*	10/1967	Stockdale	D9/425
D226,393	S	*	2/1973	Greenstein	D7/550.1
4,573,579	A	*	3/1986	Murdick	A47G 19/30 206/525
D342,806	S	*	12/1993	Jones	D24/227
D372,169	S	*	7/1996	Newman	D28/78
D423,880	S	*	5/2000	Rashid	D7/503
D501,760	S	*	2/2005	Bukowski	D7/550.1
D519,787	S	*	5/2006	Kilders	D7/549
D525,831	S	*	8/2006	Ray	D7/550.1
D630,046	S	*	1/2011	Antoun	D7/392.1
D688,525	S	*	8/2013	Gober	D7/354
D722,890	S	*	2/2015	Bell	D9/643

(22) Filed: **Jan. 5, 2017**

Related U.S. Application Data

(63) Continuation-in-part of application No. 29/588,499,
filed on Dec. 21, 2016, now Pat. No. Des. 804,952,
and a continuation-in-part of application No.
29/588,491, filed on Dec. 21, 2016.

(Continued)

(51) **LOC (11) Cl.** **09-01**

Primary Examiner — Lauren R Calve

(52) **U.S. Cl.**

(74) *Attorney, Agent, or Firm* — Hankin Patent Law,
APC; Kevin Schraven; Anooj Patel

USPC **D9/643**; D9/761

(58) **Field of Classification Search**

(57) **CLAIM**

USPC D9/414, 415, 423, 424, 425, 430, 643,
D9/737, 761; D7/400, 551.1, 553.1,
D7/553.6, 554.2, 555, 601, 602, 629, 630

The ornamental design for a food tray, as shown and
described.

CPC B65D 2543/00296; B65D 2543/00092;
B65D 85/8043; B65D 43/0212; B65D
1/0223; B65D 2543/00509; B65D

DESCRIPTION

2543/00731; B65D 79/005; B65D 25/04;
B65D 2543/00805; B65D 1/36; B65D

FIG. 1 is a top perspective view of a food tray showing my
new design.

85/72; B65D 1/34; B65D 81/3453; B65D
51/20; B65D 2543/00027; B65D

FIG. 2 is a bottom perspective view thereof.

2543/00648; B65D 2543/00972; B65D
85/73; B65D 2543/00416; B65D

FIG. 3 is a top plan view thereof.

2543/00694; B65D 25/00; B65D 81/3216;
B65D 2543/00759; B65D 1/0207; B65D

FIG. 4 is a bottom plan view thereof.

81/3205; B65D 2519/00288; B65D
2519/00034; B65D 2519/00069; B65D

FIG. 5 is a right side elevational view thereof.

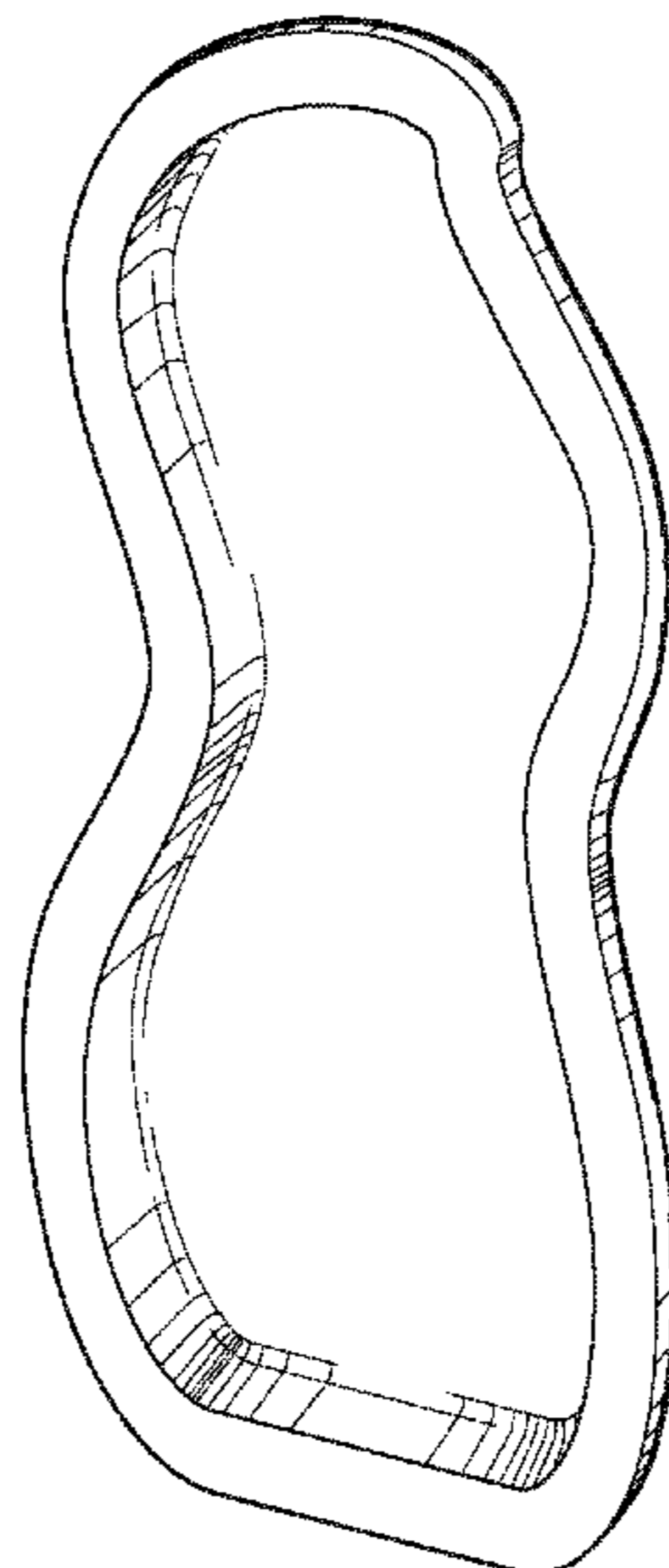
25/08; B65D 1/24; B65D 2519/00174;

FIG. 6 is a left side elevational view thereof.

FIG. 7 is a front elevational view thereof; and,

FIG. 8 is a rear elevational view thereof.

1 Claim, 8 Drawing Sheets



(56)

References Cited

U.S. PATENT DOCUMENTS

D756,217 S * 5/2016 Planer D30/129
D799,339 S * 10/2017 Sahatjian D9/708

* cited by examiner

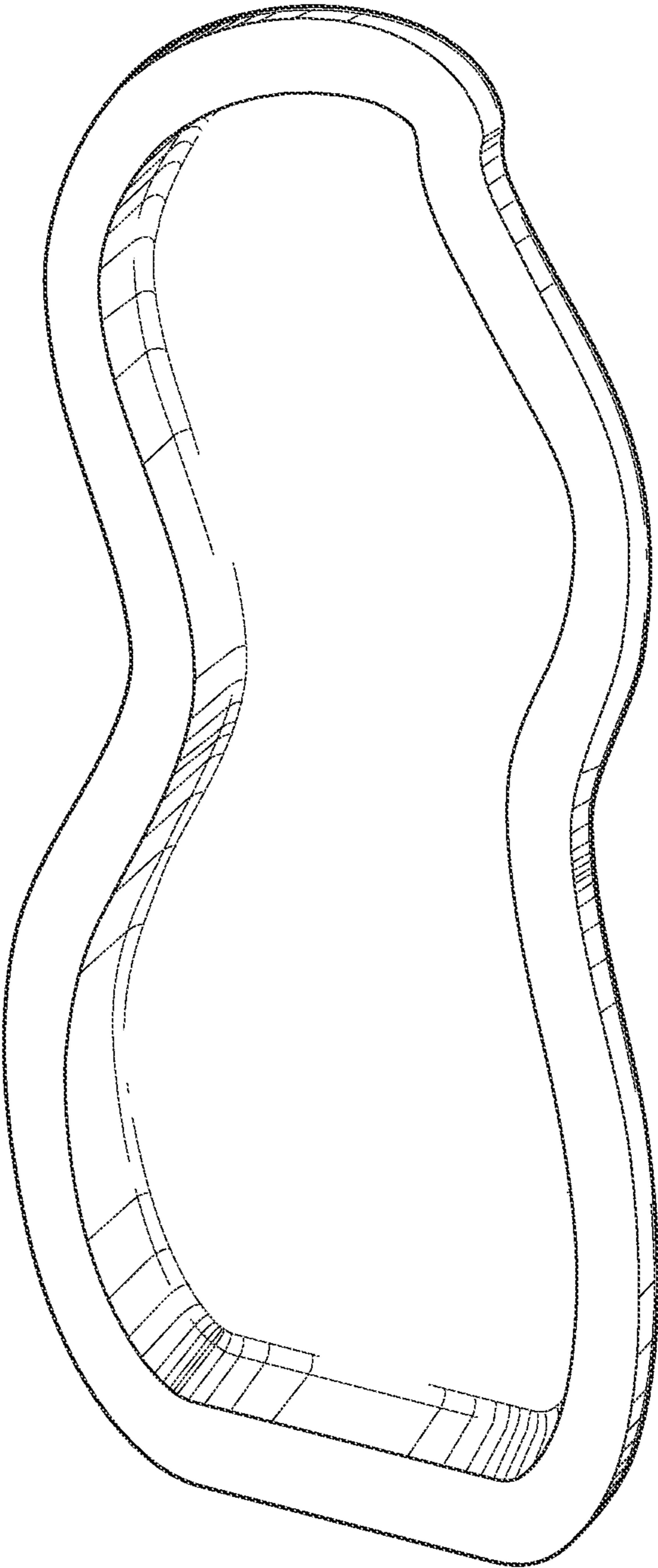


Fig. 1

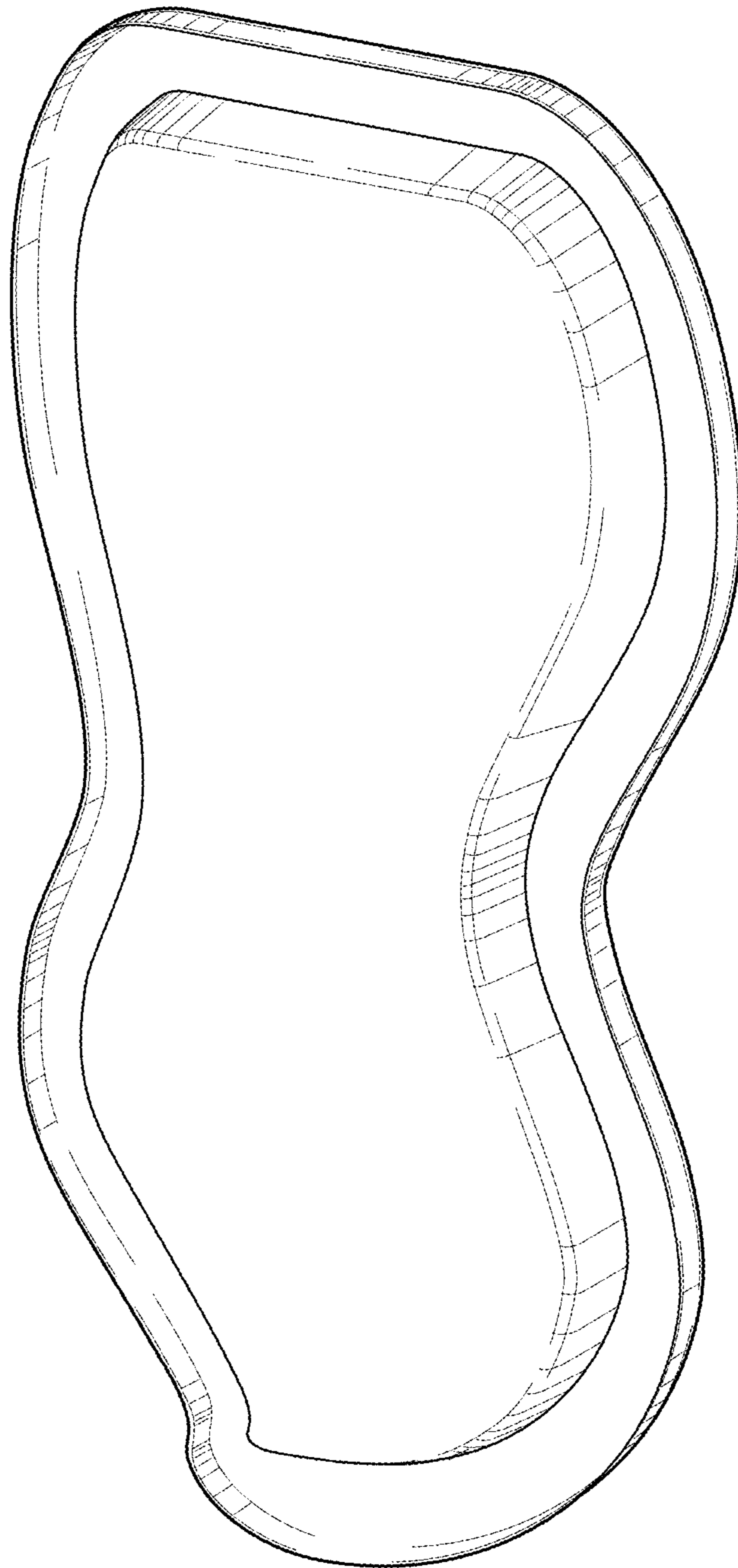


Fig.2

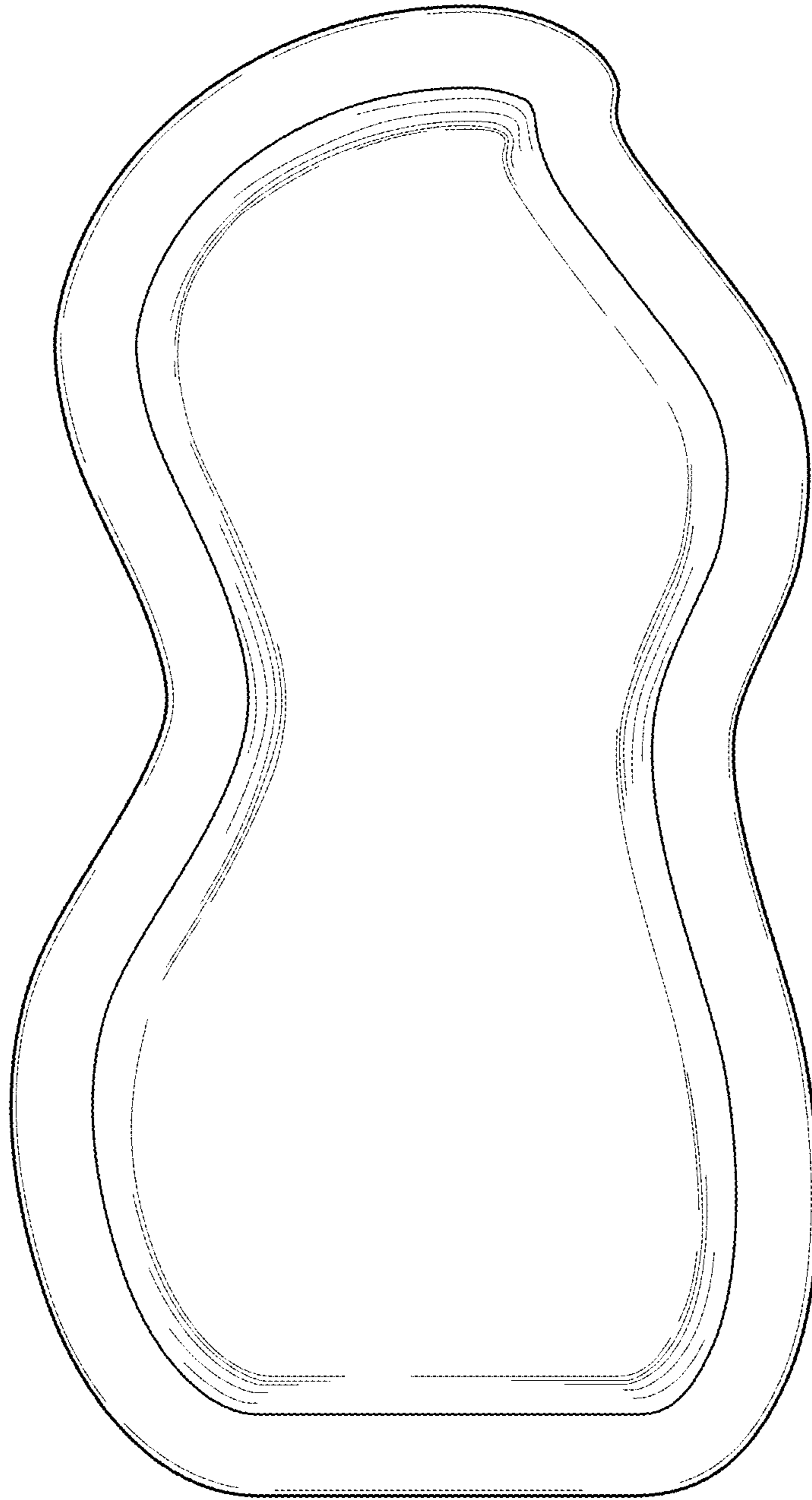


Fig.3

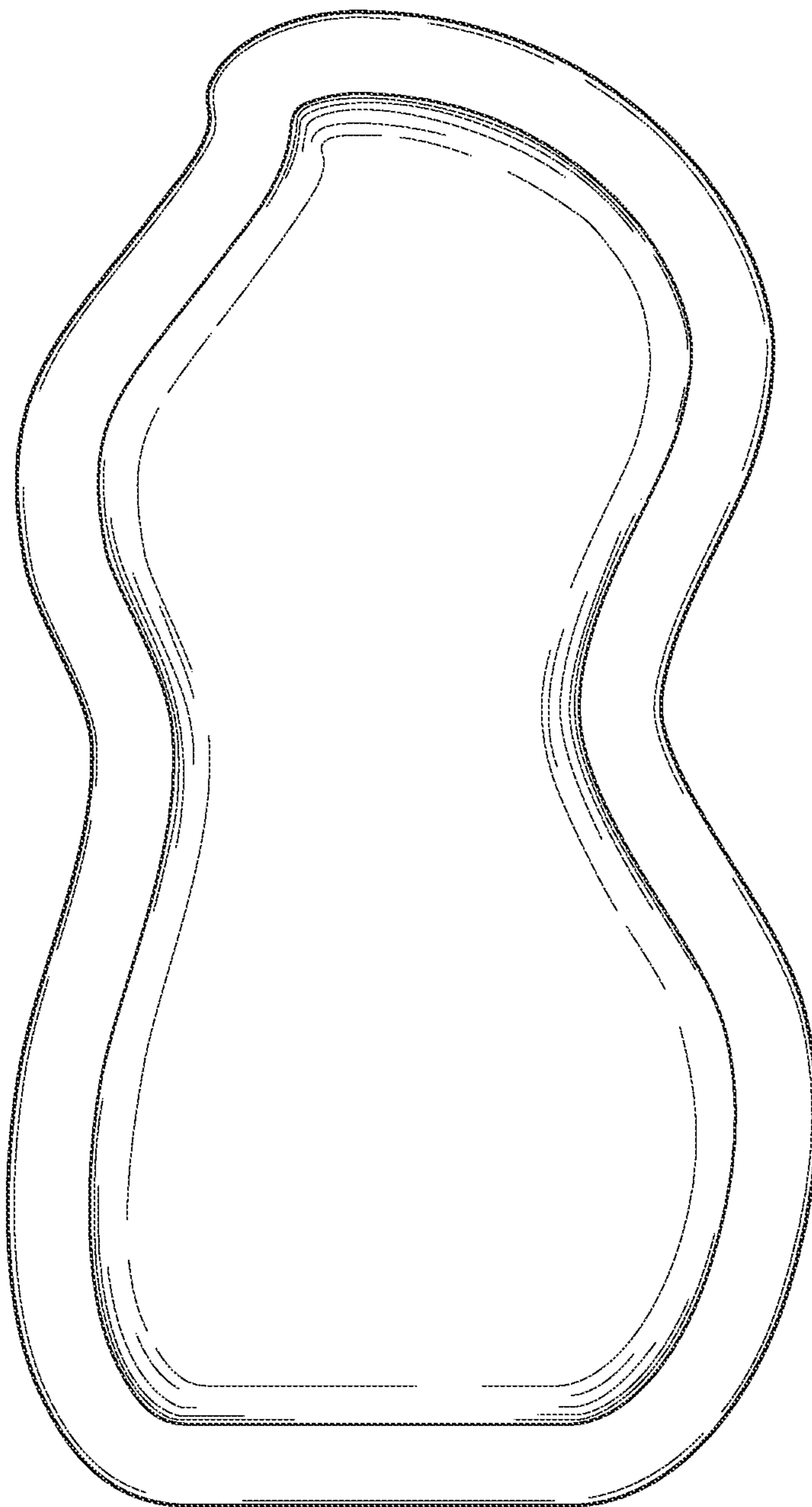


Fig.4




Fig. 5




Fig.6

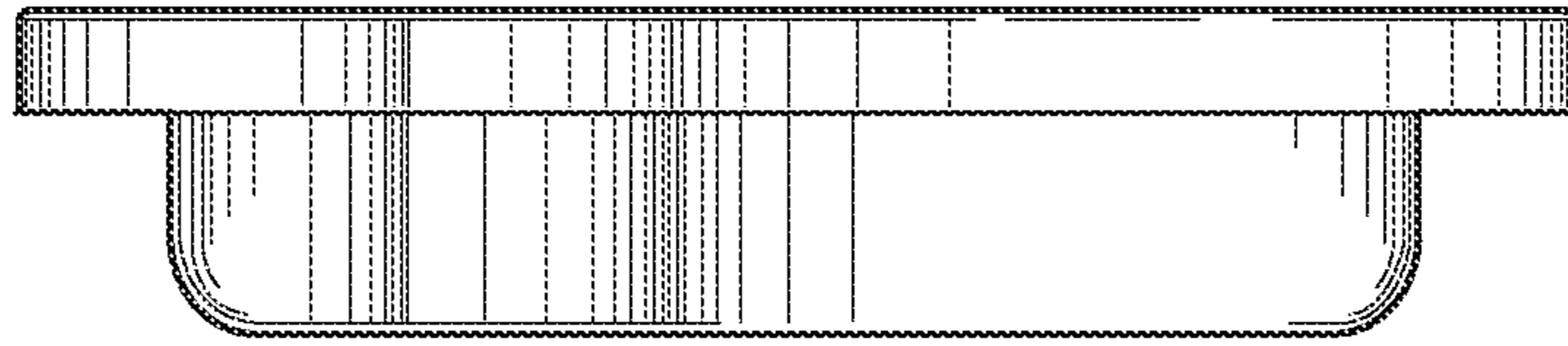


Fig. 7




Fig.8