



US00D821193S

(12) **United States Design Patent** (10) **Patent No.:** **US D821,193 S**
Boulding et al. (45) **Date of Patent:** **** Jun. 26, 2018**

(54) **BLISTER PACKAGE WITH SURFACE ORNAMENTATION**

(56) **References Cited**

U.S. PATENT DOCUMENTS

(71) Applicant: **The Gillette Company LLC**, Boston, MA (US)
(72) Inventors: **Adam Boulding**, Frankfurt (DE);
Patrick Doran, Cincinnati, OH (US);
Anthony Garay, Cincinnati, OH (US);
Christine Hielscher, Frankfurt (DE);
Marlis Hübner, Bad Soden (DE);
Elizabeth Ann Brown Reno, Fairfield, OH (US)
(73) Assignee: **THE GILLETTE COMPANY LLC**, Boston, MA (US)

D180,699	S	*	7/1957	Raymond	D9/425
D195,252	S	*	5/1963	Nikolich	D25/149
D465,927	S	*	11/2002	Saindon	D4/104
D466,303	S	*	12/2002	Saindon	D4/104
D480,562	S	*	10/2003	Saindon	D4/104
D582,765	S	*	12/2008	Gustafson	D9/434
D589,792	S	*	4/2009	Clabough	D9/434
D611,809	S	*	3/2010	Borgerson	D9/415
D616,302	S	*	5/2010	Borgerson	D9/415
D631,345	S	*	1/2011	Gustafson	D9/434
D647,794	S	*	11/2011	Anderson	D9/434
D658,886	S	*	5/2012	Jin	D4/104
D660,598	S	*	5/2012	Knutzen	D4/104
D684,045	S	*	6/2013	Frees	D9/424
D714,634	S	*	10/2014	Lee	D9/415
D715,636	S	*	10/2014	Cira	D9/415
D749,132	S	*	2/2016	Kim	D14/492

(Continued)

Primary Examiner — Robert M. Spear
Assistant Examiner — Darcey E Heflin

(**) Term: **15 Years**
(21) Appl. No.: **29/573,751**
(22) Filed: **Aug. 9, 2016**

(57) **CLAIM**

The ornamental design for a blister package with surface ornamentation, as shown and described.

(30) **Foreign Application Priority Data**

DESCRIPTION

Feb. 10, 2016 (WO) 957769501

(51) **LOC (11) Cl.** **09-03**

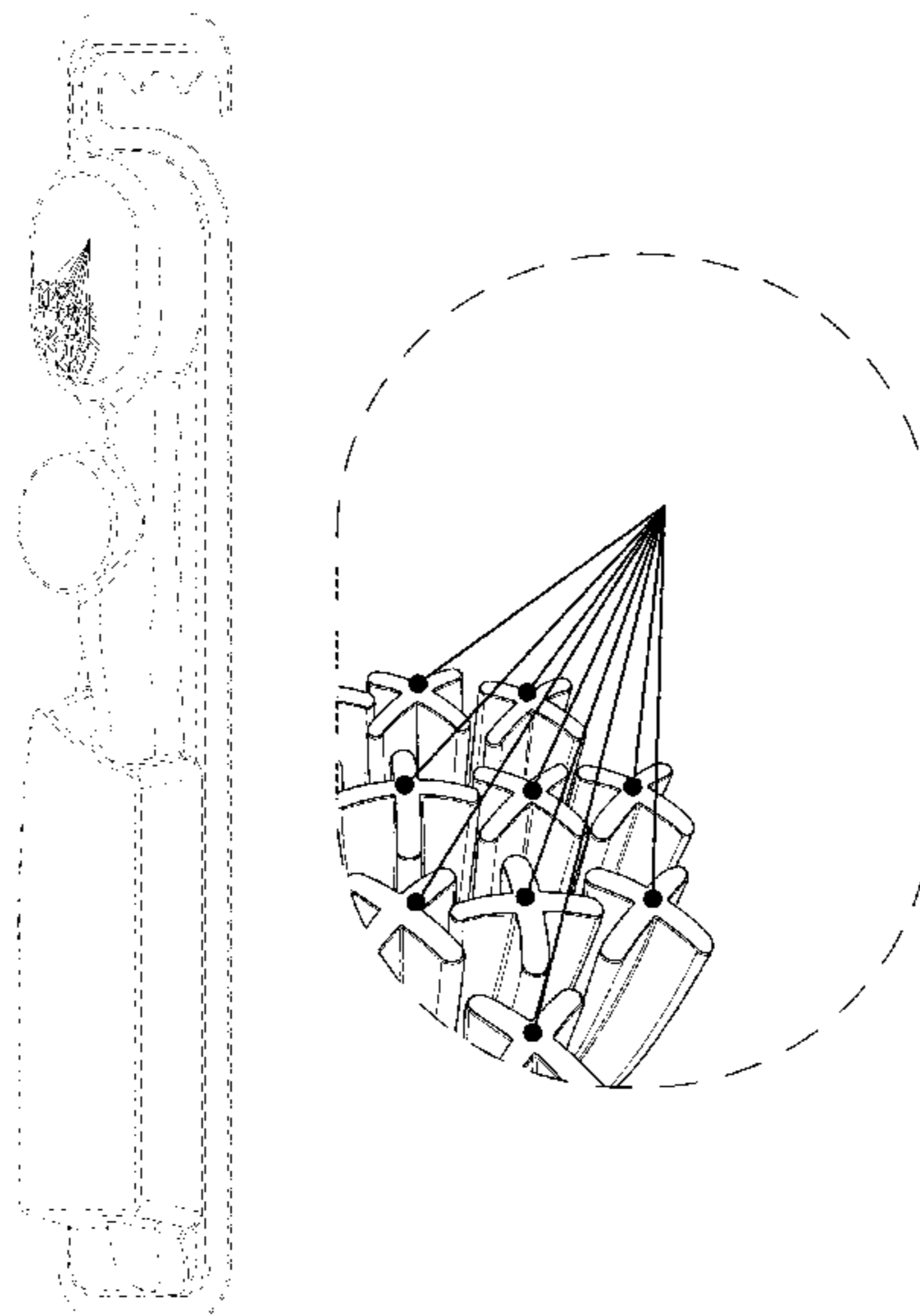
(52) **U.S. Cl.**
USPC **D9/424**

(58) **Field of Classification Search**
USPC D4/104; D5/45, 56, 59, 60, 62, 63;
D9/414-416, 418, 425, 428, 432-434,
D9/457, 499, 424; D14/489, 490, 492,
D14/494, 495; D20/27, 42
CPC B65D 2203/00; B65D 2203/02; B65D
5/4233; G09F 2003/0272; G09F
2003/0273; A46B 9/028; A46B 9/06

FIG. 1 is a perspective view of a blister package with surface ornamentation;
FIG. 2 is a front view thereof;
FIG. 3 is a right view thereof;
FIG. 4 is a left side view thereof;
FIG. 5 is a rear side view thereof;
FIG. 6 is a top plan view thereof;
FIG. 7 is a bottom view thereof; and,
FIG. 8 is an enlarged fragmentary view thereof.
In the drawings, the broken lines showing a blister package depict environment and form no part of the claim. The claim is directed solely to the solid lines in the drawings.

See application file for complete search history.

1 Claim, 4 Drawing Sheets



(56)

References Cited

U.S. PATENT DOCUMENTS

D751,892 S *	3/2016	Moskovich	D9/415
D752,426 S *	3/2016	Moskovich	D9/415
D755,847 S *	5/2016	Butcher	D14/492
D756,218 S *	5/2016	Read	D9/434
D764,919 S *	8/2016	Damon	D9/457
D780,566 S *	3/2017	Hubner	D9/415
D781,139 S *	3/2017	Hubner	D9/415
D784,022 S *	4/2017	Bertrand	D4/104
2015/0257520 A1 *	9/2015	Stoerkel	A46B 9/04 15/104.93
2016/0015163 A1 *	1/2016	Newman	A46B 9/06 15/167.1

* cited by examiner

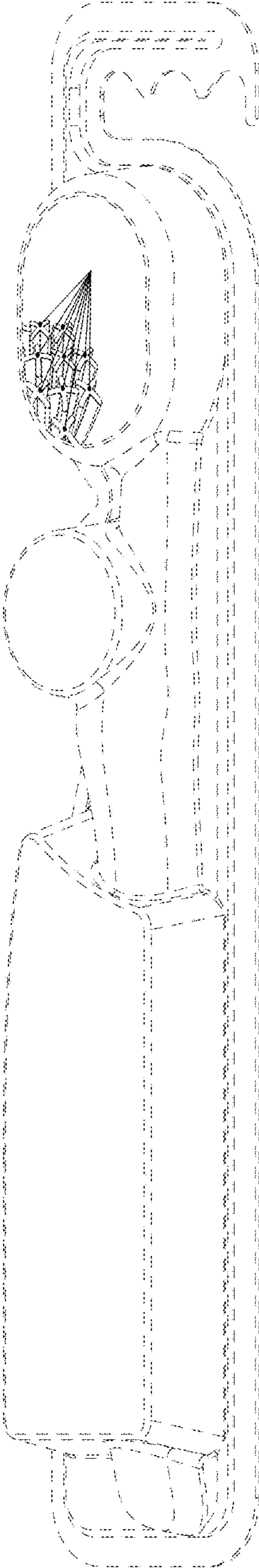


FIG. 1

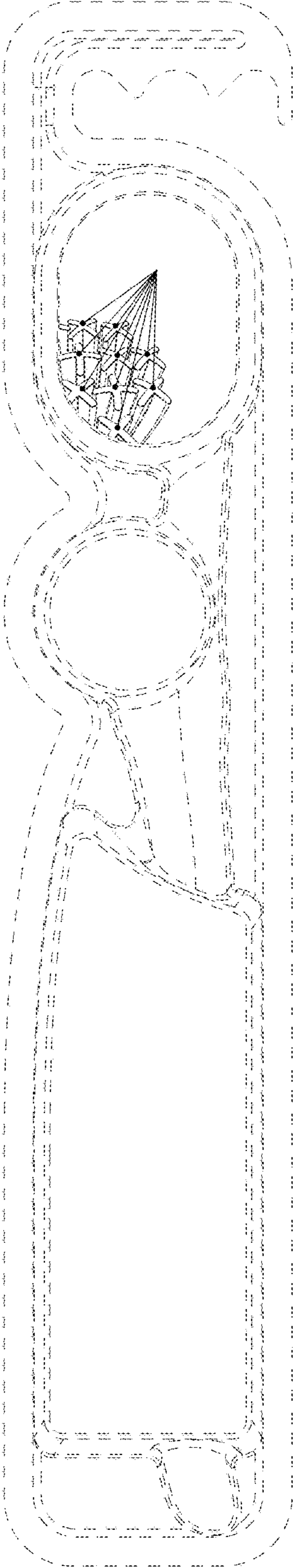


FIG. 2

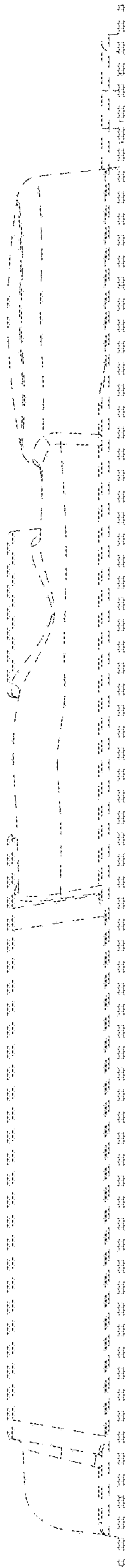


FIG. 3

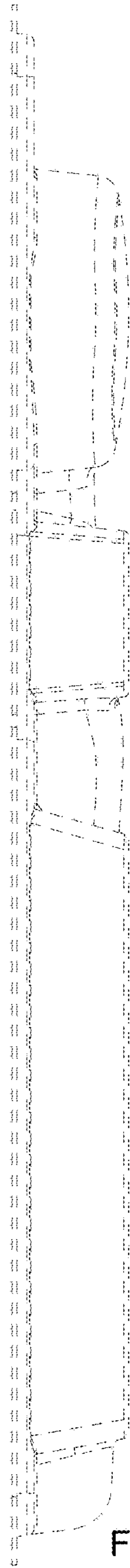


FIG. 4




Fig. 5




Fig. 6




Fig. 7

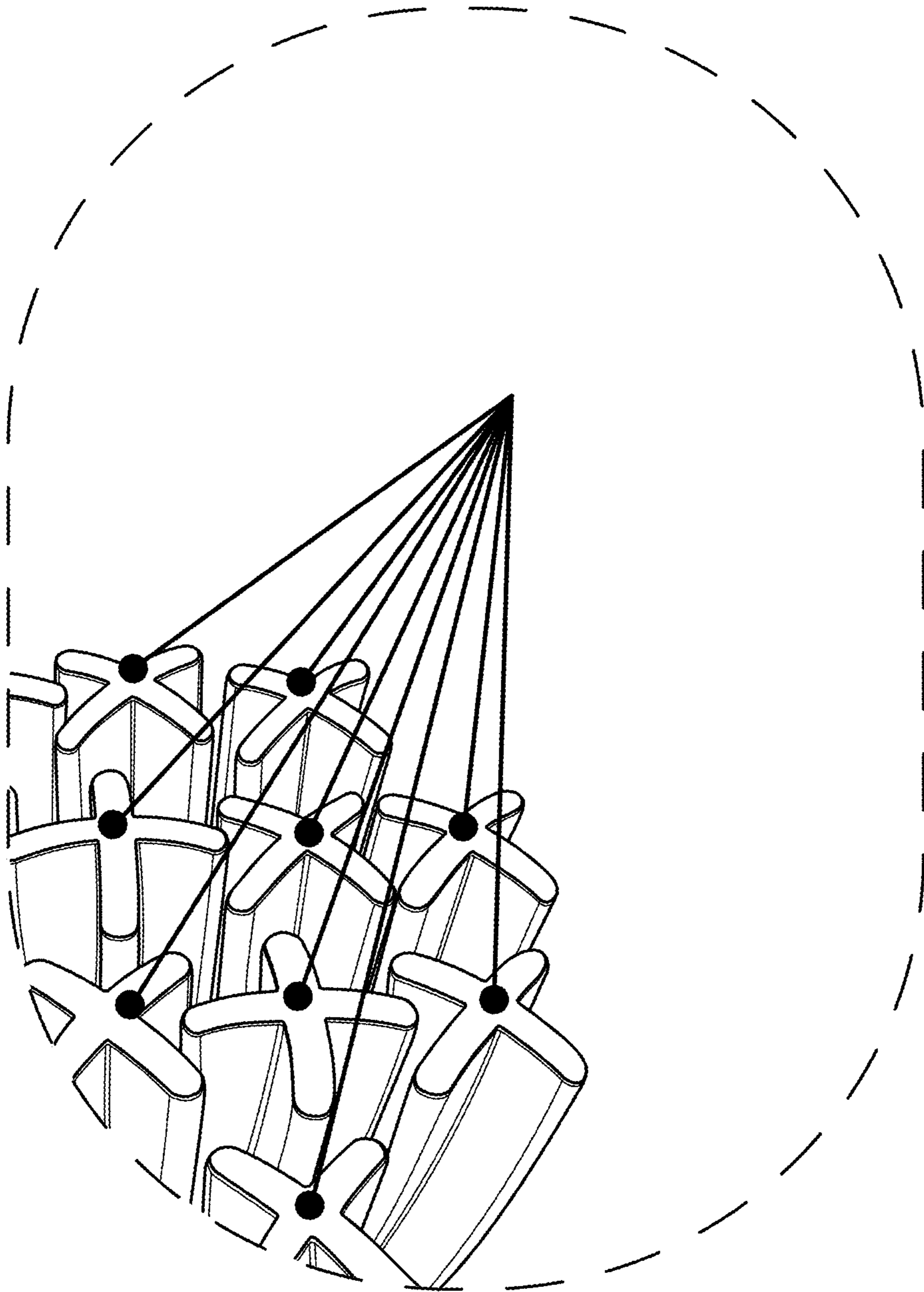


FIG. 8