



US00D821161S

(12) **United States Design Patent** (10) **Patent No.:** **US D821,161 S**  
**Isopahkala** (45) **Date of Patent:** **\*\* Jun. 26, 2018**

- (54) **FORK**  
(71) Applicant: **Marimekko Oyj**, Helsinki (FI)  
(72) Inventor: **Mari Isopahkala**, Helsinki (FI)  
(73) Assignee: **Marimekko Oyj**, Helsinki (FI)  
(\*\*) Term: **15 Years**  
(21) Appl. No.: **29/613,508**  
(22) Filed: **Aug. 10, 2017**

**Related U.S. Application Data**

- (60) Continuation of application No. 29/584,180, filed on Nov. 11, 2016, now Pat. No. Des. 802,377, and a continuation of application No. 29/543,386, filed on Oct. 23, 2015, now Pat. No. Des. 774,847, and a division of application No. 29/459,889, filed on Jul. 3, 2013, now Pat. No. Des. 742,182.

(30) **Foreign Application Priority Data**

Jan. 22, 2013 (EM) ..... 002170118

- (51) **LOC (11) Cl.** ..... **07-03**  
(52) **U.S. Cl.**  
USPC ..... **D7/653**; D7/401.2; D7/642; D7/645  
(58) **Field of Classification Search**  
USPC ..... D7/368, 401.2, 642-649, 653-664, 669, D7/675-677, 683, 688-689, 691; D8/107, 300-301; D22/117-118  
CPC ... A01D 9/02; A01D 9/04; A01D 9/06; A47G 21/00; A47G 21/004; A47G 21/005; A47G 21/02; A47G 21/023; A47G 21/04; A47G 21/06; A47G 21/08; A47J 43/28; A47J 43/281; A47J 43/282; A61F 13/10; A61J 7/0023; B25G 1/00; B25G 1/01; B25G 1/02; B25G 3/00; B65D 75/56;

B65D 75/563; B65D 75/566; B67B 7/00; B67B 7/724; B67B 7/73

See application file for complete search history.

(56) **References Cited**

U.S. PATENT DOCUMENTS

D231,893 S	6/1974	Manderfield	
D341,754 S *	11/1993	Marsten	D7/642
D342,194 S *	12/1993	Bouilhet	D7/401.2
D391,454 S *	3/1998	Iacovelli	D7/653
D407,611 S *	4/1999	Shane-Schuldt	D7/653
D429,951 S *	8/2000	Kerman	D7/401.2
D440,831 S	4/2001	Welch et al.	
D484,368 S	12/2003	Ito	
D489,944 S	5/2004	Shane-Schuldt	
D491,770 S	6/2004	Strange	
D575,116 S	8/2008	Williams	
D577,543 S *	9/2008	Coutts	D7/401.2
D593,377 S	6/2009	Ito	
D596,456 S *	7/2009	Coutts	D7/401.2
D612,675 S *	3/2010	Ito	D7/401.2
D618,054 S	6/2010	Richmond	
D619,857 S	7/2010	Williams	
D621,653 S	8/2010	Mandel	
D628,437 S *	12/2010	Koennecke	D7/401.2
D647,363 S	10/2011	Shane-Schuldt	
D659,485 S	5/2012	Williams	

(Continued)

Primary Examiner — Ricky Pham

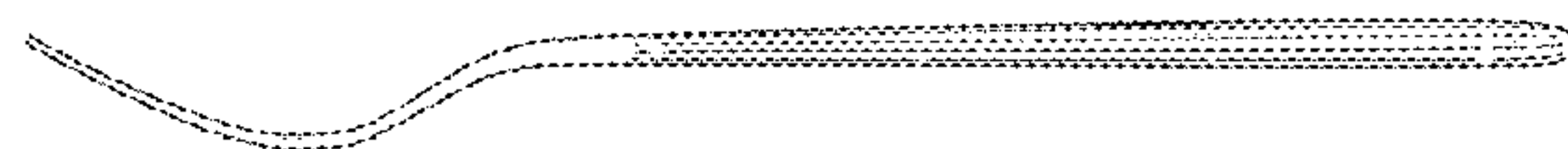
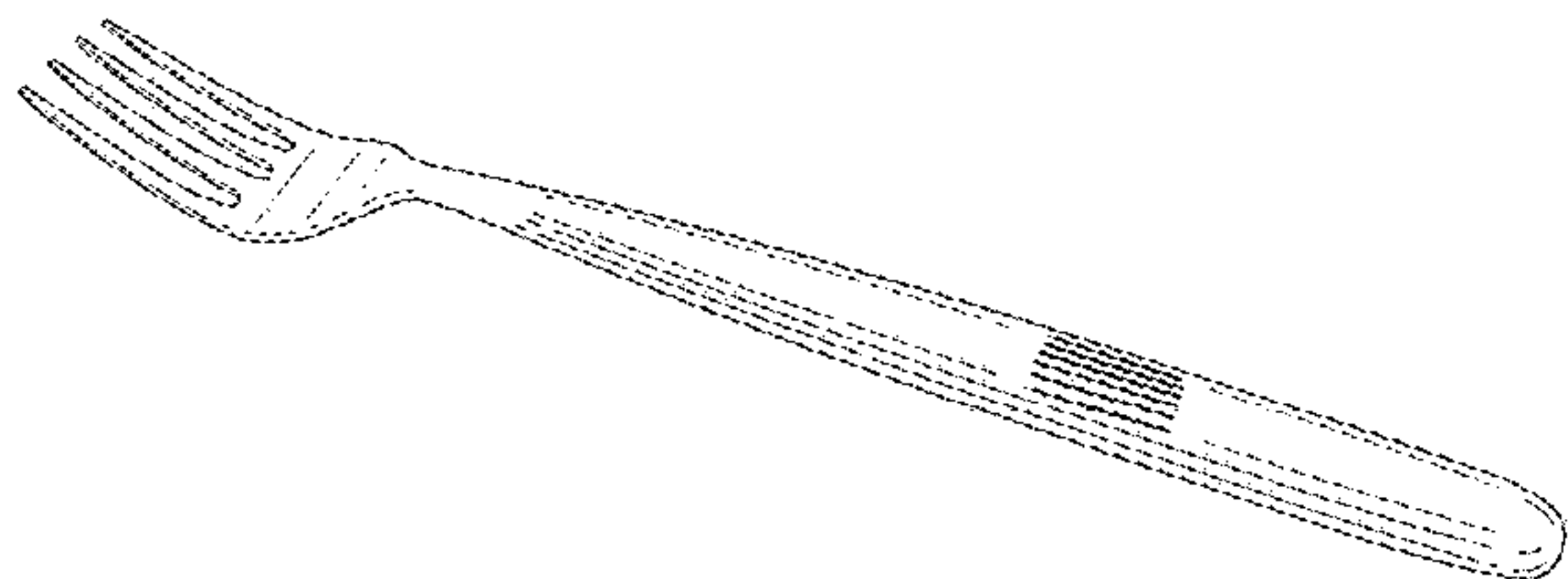
(57) **CLAIM**

The ornamental design for a fork, as shown and described.

**DESCRIPTION**

FIG. 1 is a perspective view of a fork showing my new design;  
FIG. 2 is a top plan view thereof;  
FIG. 3 is a bottom plan view thereof; and,  
FIG. 4 is a left side view thereof, the right side being a mirror image.

**1 Claim, 1 Drawing Sheet**



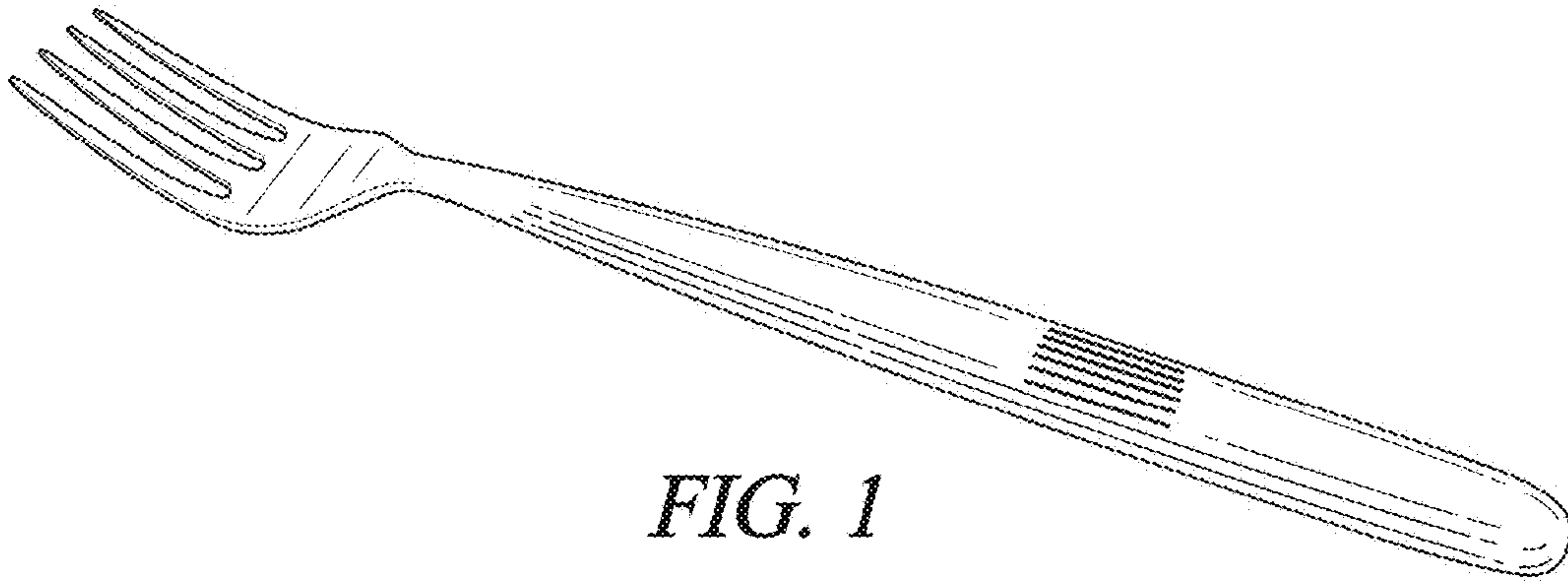
(56)

**References Cited**

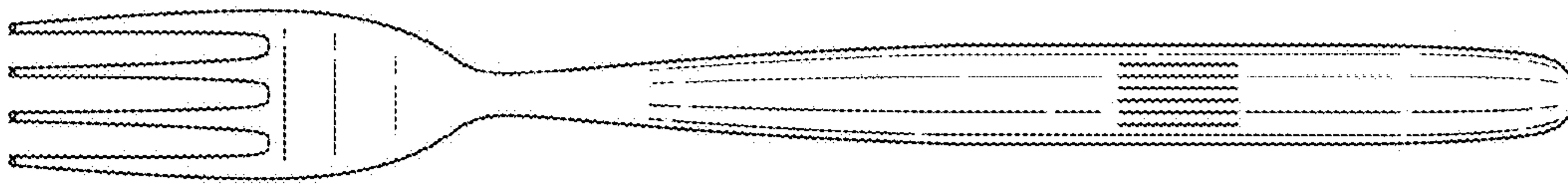
U.S. PATENT DOCUMENTS

D659,486 S     5/2012 Williams  
D742,182 S \* 11/2015 Isopahkala ..... D7/642  
D774,847 S \* 12/2016 Isopahkala ..... D7/401.2  
D775,498 S \* 1/2017 Gallop ..... D7/401.2  
D802,377 S \* 11/2017 Isopahkala ..... D7/649


\* cited by examiner




*FIG. 1*



*FIG. 2*



*FIG. 3*



*FIG. 4*