



US00D821152S

(12) **United States Design Patent**
Wu

(10) **Patent No.:** **US D821,152 S**
(45) **Date of Patent:** **** Jun. 26, 2018**

- (54) **CIRCULAR PLATE**
- (71) Applicant: **Jingdong Wu**, Taishan (CN)
- (72) Inventor: **Jingdong Wu**, Taishan (CN)
- (**) Term: **15 Years**
- (21) Appl. No.: **29/585,956**
- (22) Filed: **Nov. 30, 2016**
- (51) **LOC (11) Cl.** **07-01**
- (52) **U.S. Cl.**
USPC **D7/584**
- (58) **Field of Classification Search**
USPC D7/584, 585, 500
CPC A47G 19/03; A47G 19/00
See application file for complete search history.

D489,227 S *	5/2004	Wellner	D7/554.3
D498,391 S *	11/2004	Wellner	D7/551.1
D613,556 S *	4/2010	Sierra	D7/584
D660,651 S *	5/2012	Peters	D7/587
D694,900 S *	12/2013	Hohl	D24/220
D694,901 S *	12/2013	Hohl	D24/220
D770,233 S *	11/2016	Raphael	D7/584
D792,745 S *	7/2017	Wu	D7/587
D803,004 S *	11/2017	Haddad	D7/587
2008/0203099 A1 *	8/2008	Zak	A47G 19/02 220/574

* cited by examiner

Primary Examiner — Cynthia R Underwood
(74) *Attorney, Agent, or Firm* — Schmeiser, Olsen & Watts, LLP

(57) **CLAIM**

The ornamental design for a circular plate, as shown and described.

DESCRIPTION

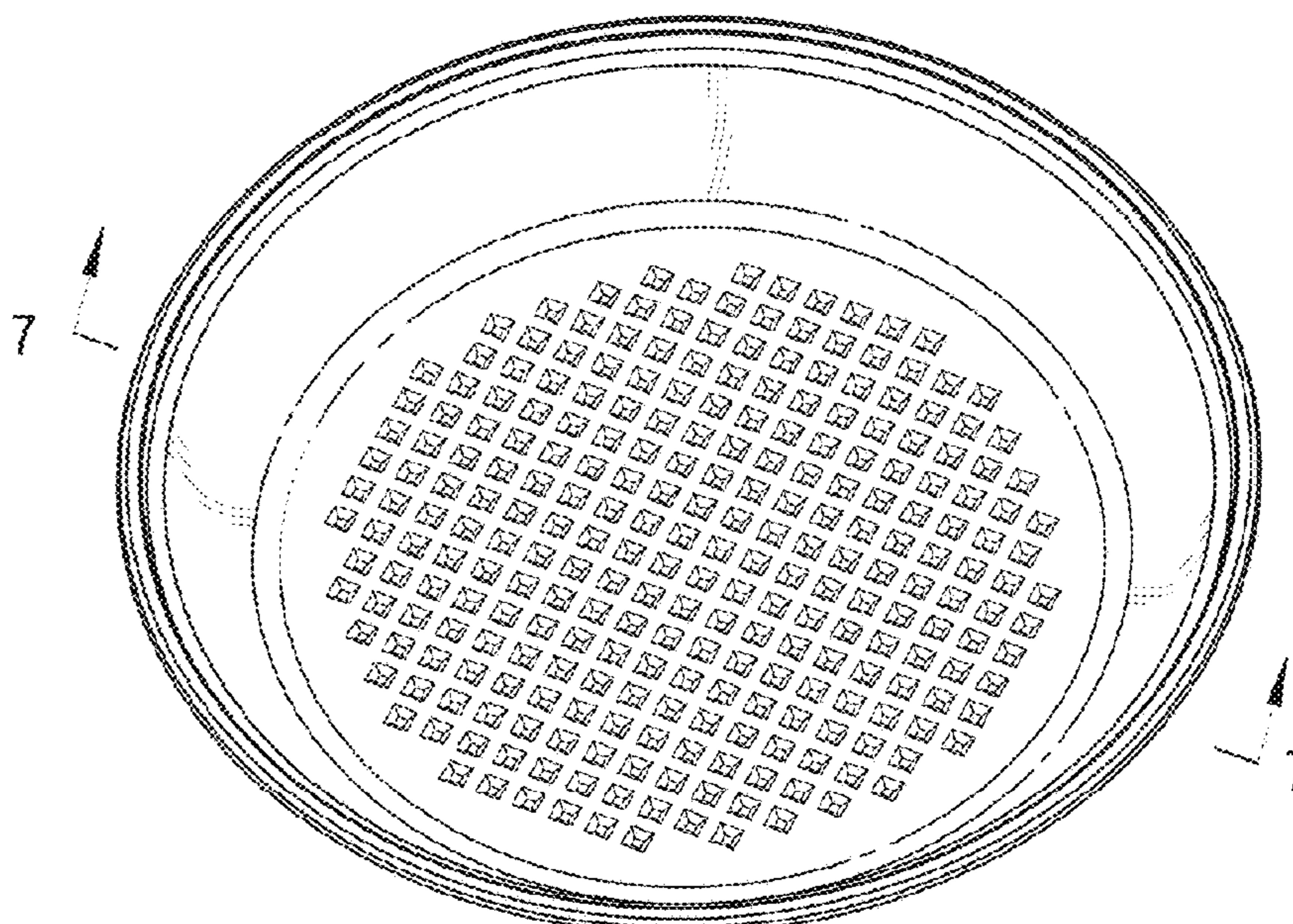
FIG. 1 is a top front perspective view of a circular plate showing my new design;
FIG. 2 is a top view thereof;
FIG. 3 is a bottom view thereof;
FIG. 4 is a bottom front perspective view;
FIG. 5 is a side view thereof, the other side view being a mirror image thereof;
FIG. 6 is a front view thereof, the back view being a mirror image thereof; and,
FIG. 7 is a cross-sectional view of the circular plate taken along line 7-7 of FIG. 1.

1 Claim, 7 Drawing Sheets

(56) **References Cited**

U.S. PATENT DOCUMENTS

247,576 A *	9/1881	Ovens	B28B 17/0018 249/52
D14,609 S *	2/1884	Lauber	D7/388
1,865,742 A *	7/1932	Chapman	A47G 19/02 220/574
3,734,077 A *	5/1973	Murdough	A47J 36/2494 126/246
4,419,103 A *	12/1983	Balkan	B05C 11/08 118/18
D404,257 S *	1/1999	Indekeu	D7/545
D450,538 S *	11/2001	Benson	D7/545
D450,539 S *	11/2001	Benson	D7/545
D474,941 S *	5/2003	Wellner	D7/396.5



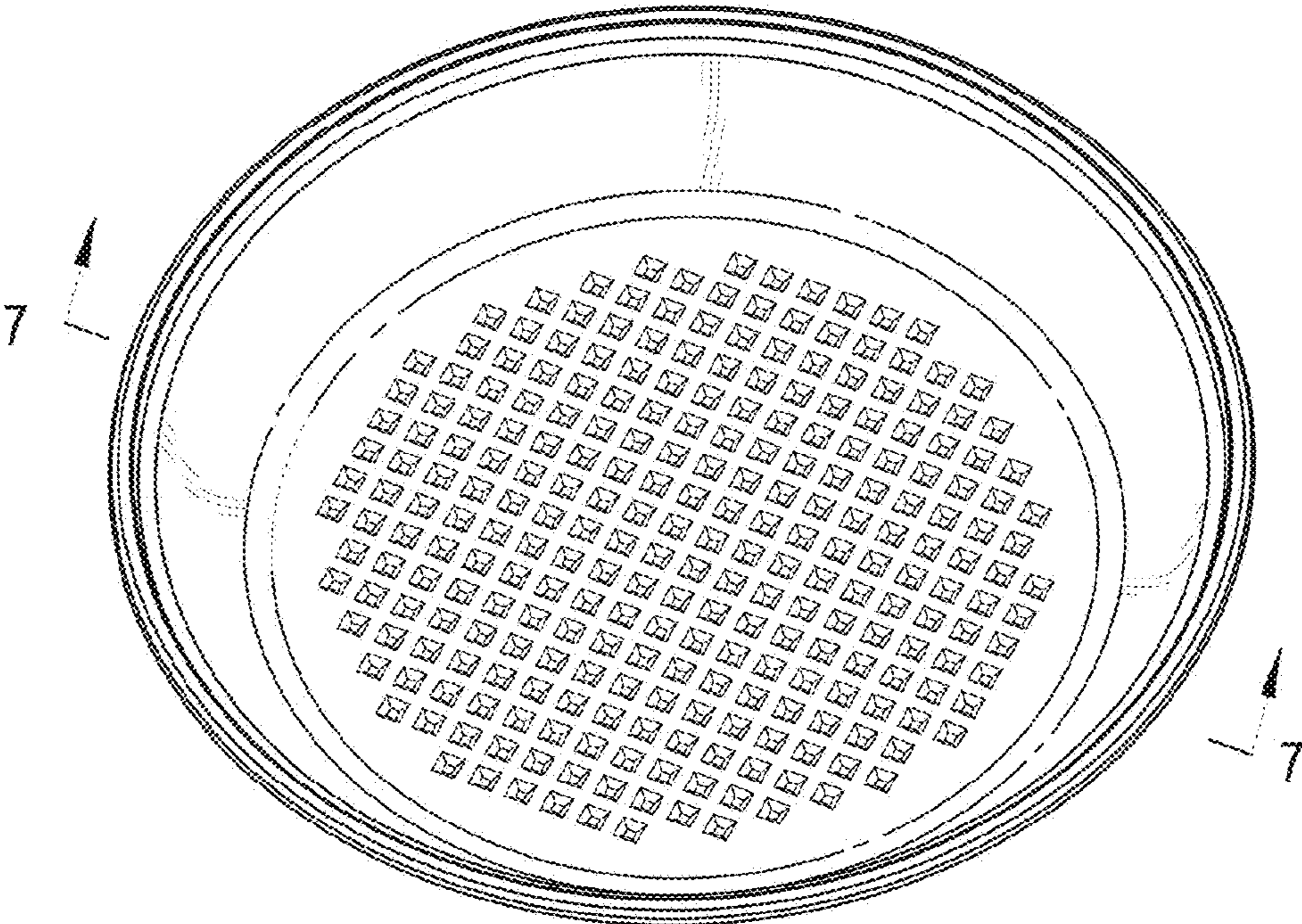


FIG. 1

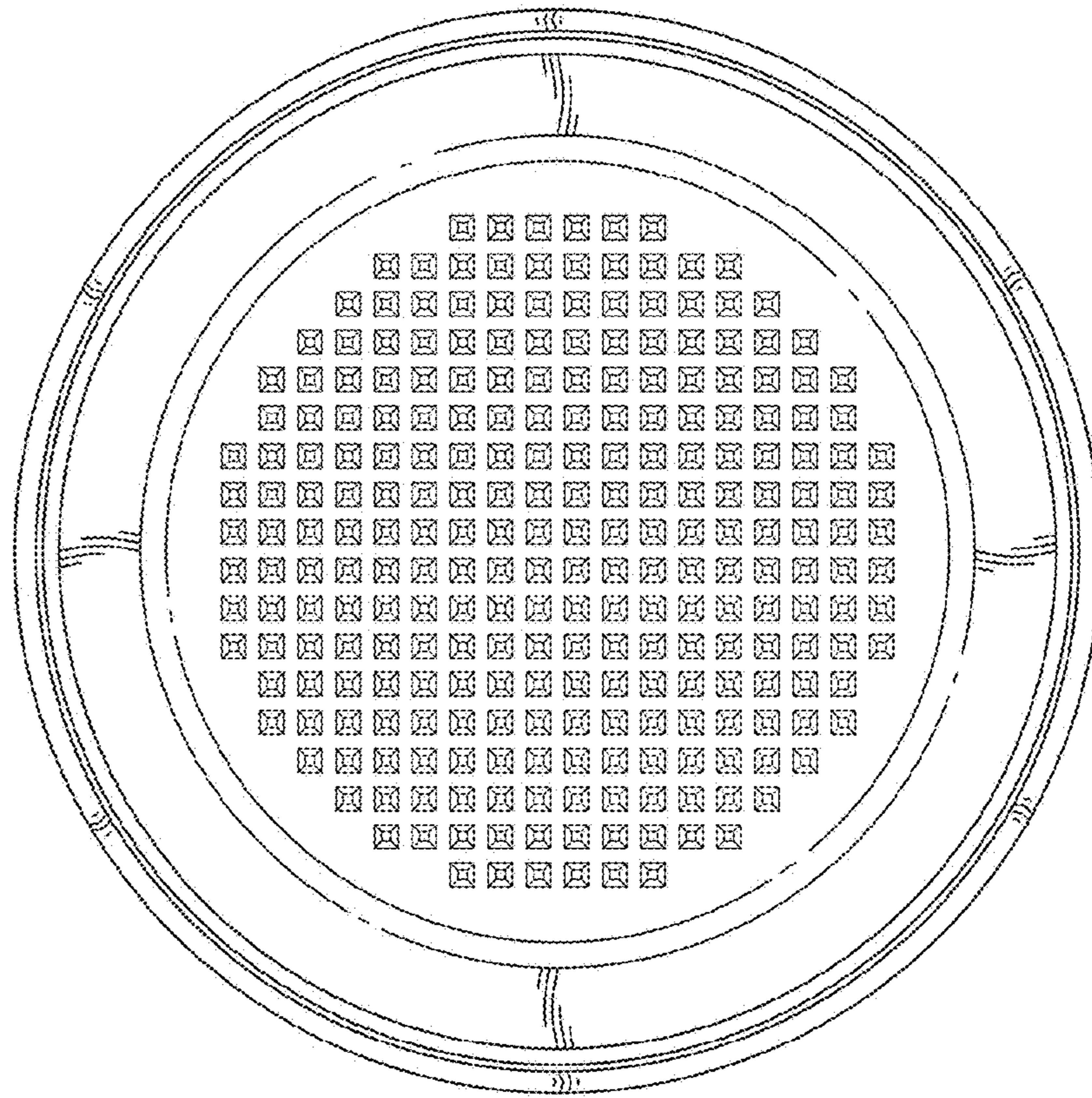


FIG. 2

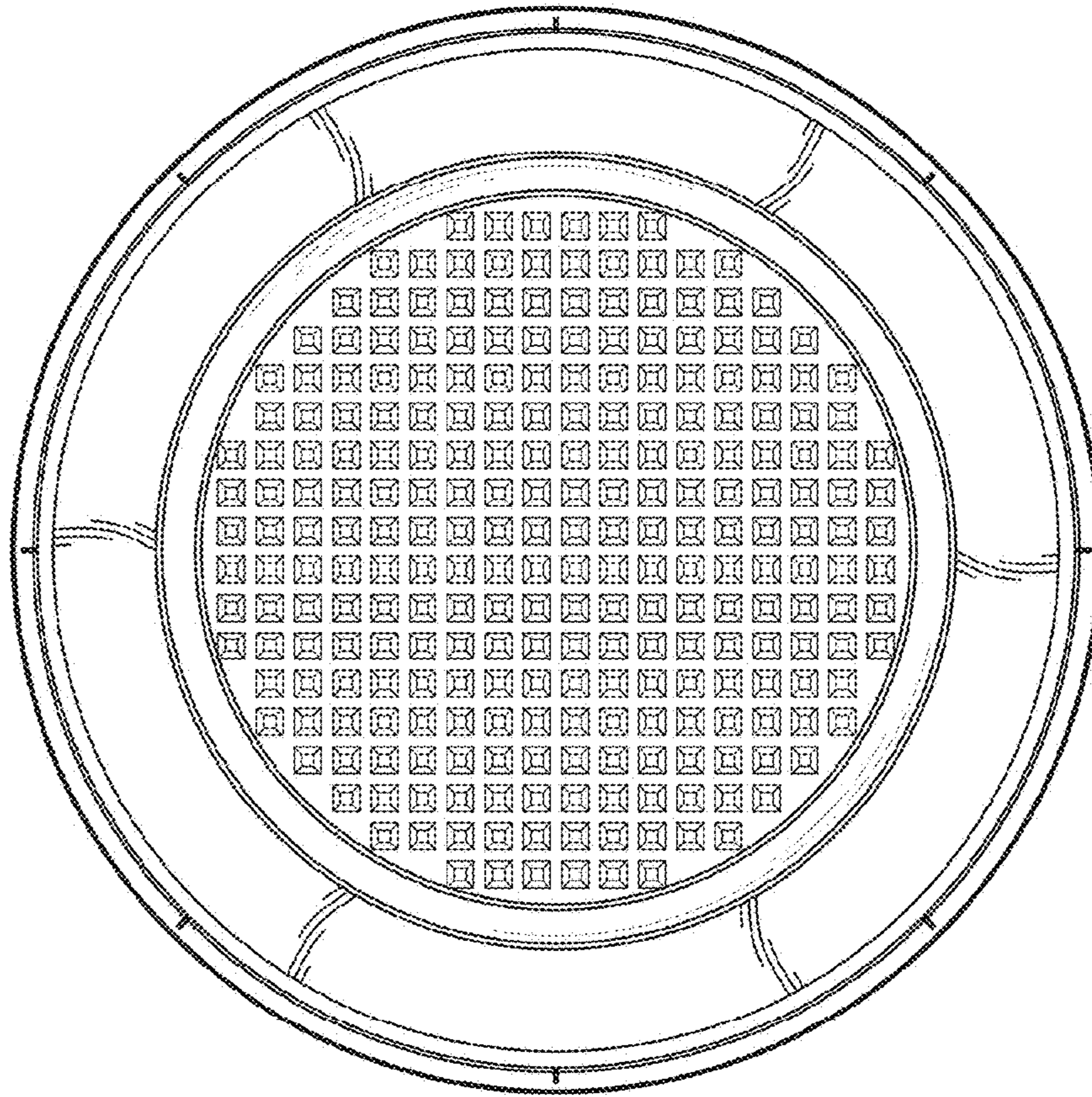


FIG. 3

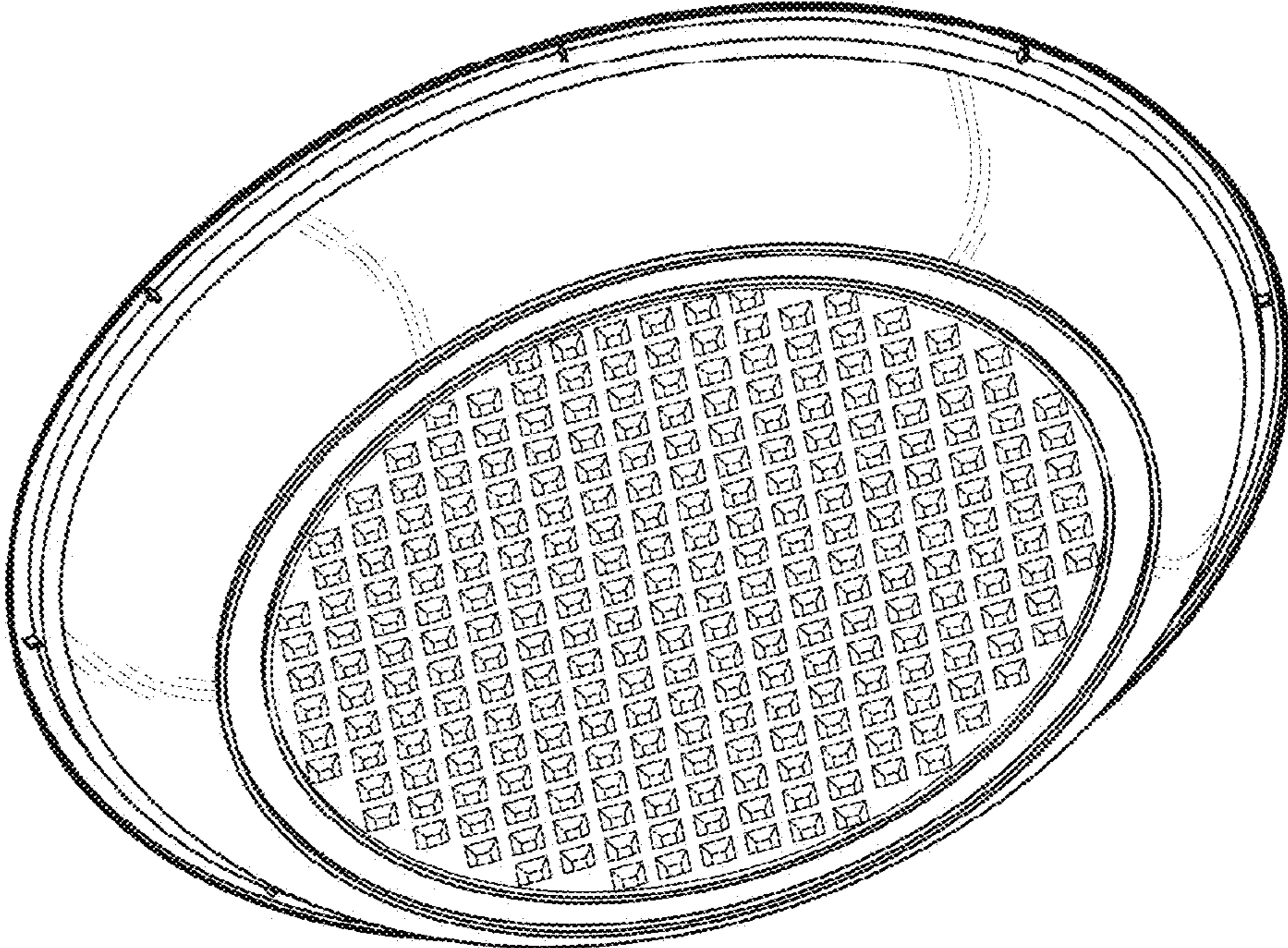


FIG. 4

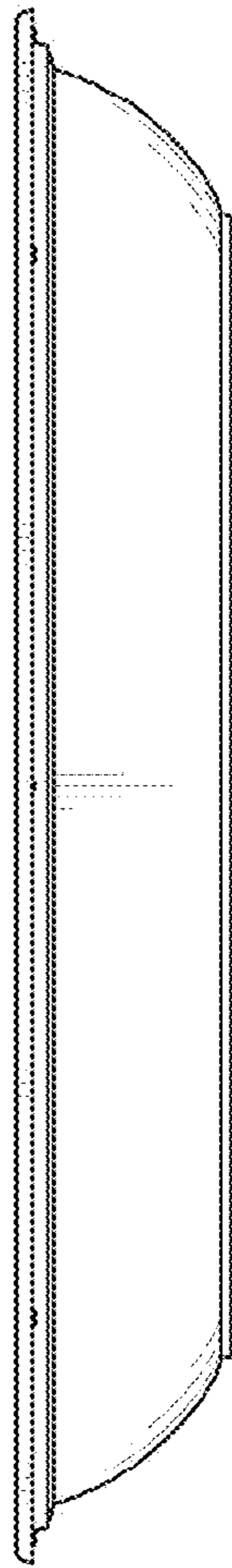


FIG. 5




FIG. 6




FIG. 7